

# Safety of Journalists Country Report

## Argentina

Generated on April 4, 2026

### Report Authors

**Adriana Amado (University Camilo Jose Cela, Spain)**

Argentina scores highly for digital safety and low for financial safety. Restrictions on freedom of the press are mainly due to financial mechanisms rather than physical threats or state persecution. Journalists' safety concerns are primarily job precarity and media sustainability. Even though the WJS sample strictly selected respondents with journalism as primary income, only half of the respondents declared full-time positions, and one-third rely on freelance work. Job precarity is often associated with short-term jobs, low wages, and moonlighting. This precarious situation affects the quality and stability of journalism in the country.

The survey, completed in 2023 before the presidential elections, highlights the impact of the political and economic climate on press funding. Over the previous decade, national and local governments have become major advertisers and leading providers of diverse subsidies. In a country that ranks eighth worldwide in terms of territorial size, with low population density and widespread poverty, the sustainability of media outlets is challenging. Media reform in 2009 promoted the creation of media outlets, primarily public and community-based. As a result, Argentina became the country with the highest number of radio outlets in Latin America, and numerous failed digital ventures that barely support professional journalism. The imbalance between supply and demand creates a weak financial infrastructure, resulting in a high dependency on government funding and informative subsidies from public relations and official sources. This financial instability is a weak spot in Argentine journalism, demonstrating that financial issues can severely restrict journalists' freedom and impact their psychological health, even in countries with high scores in physical and digital safety.

### Safety Index Scores

#### Overall Safety Score

**77.28**

### Safety Dimensions

#### Physical Safety

**86.41**

#### Psychological Safety

**68**

Digital Safety

84.28

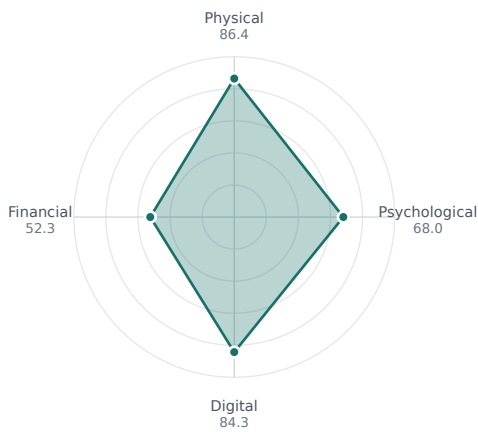
Financial Safety

52.34

## Overview

The Safety of Journalists Index provides a comprehensive measurement of journalist safety across four dimensions. The charts below show how Argentina performs across each dimension and highlight any gender-based disparities.

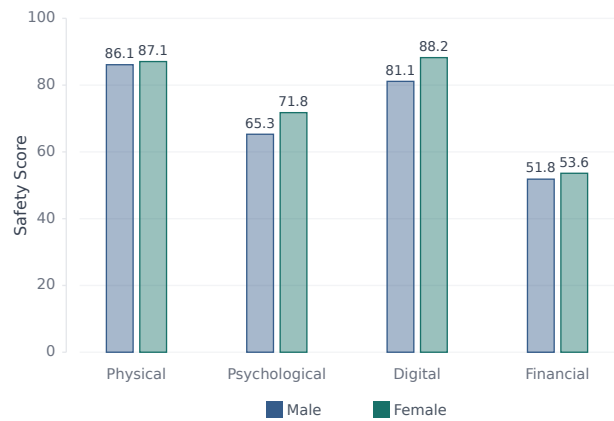
Safety Dimensions Overview



Safety Dimensions

This radar chart displays how the country performs across all four safety dimensions, revealing areas of strength and concern.

Gender Safety Gap by Dimension



Gender Safety Gap

This comparison highlights differences in safety experiences between male and female journalists, revealing potential gender-based disparities.

# Physical Safety

The physical dimension carries **50% weight in the safety index.**

## 1

### Journalist Killing

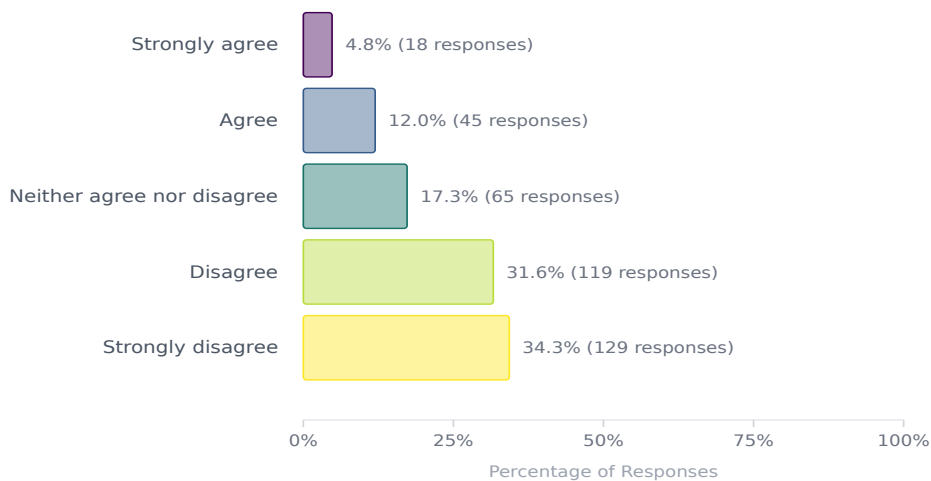
2016-2024

**This figure represents the total number of journalist killings in Argentina between 2016 and 2024.**

**Note:** This indicator carries 35% of the weight within the physical dimension of the Safety Index, making it the most significant factor in this category.

Data sourced from UNESCO Observatory of Killed Journalists.

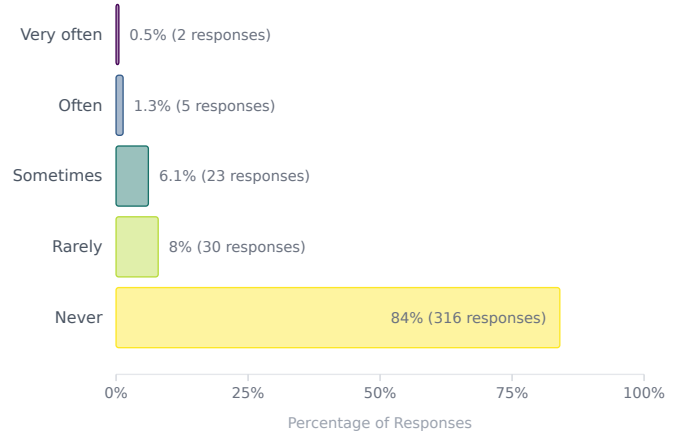
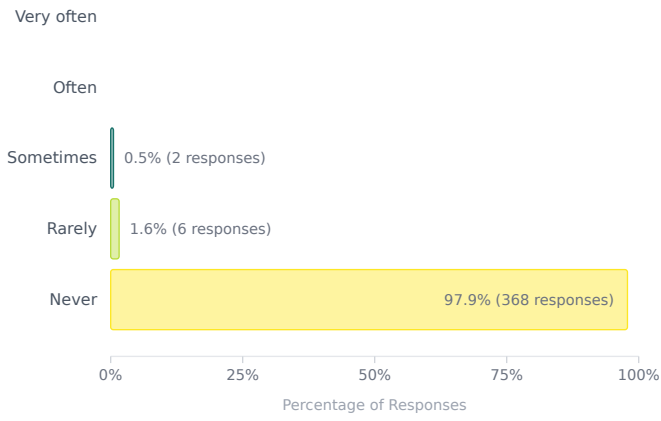
## Responses to: "I am concerned about my physical wellbeing" (20% weight in physical dimension)



## Responses to: "In the last five years, how often have you experienced any of the following actions related to your work as a journalist?"

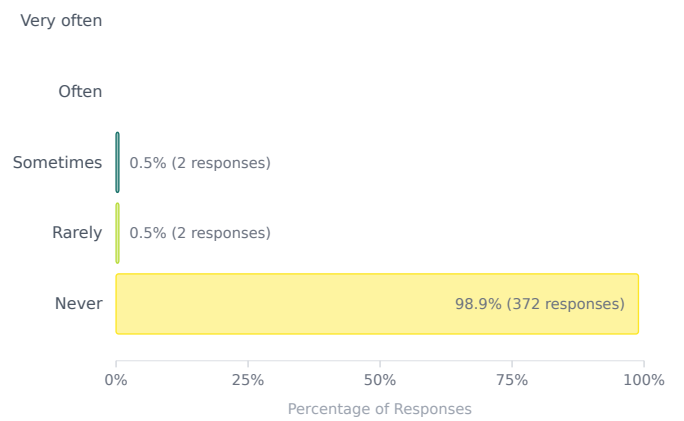
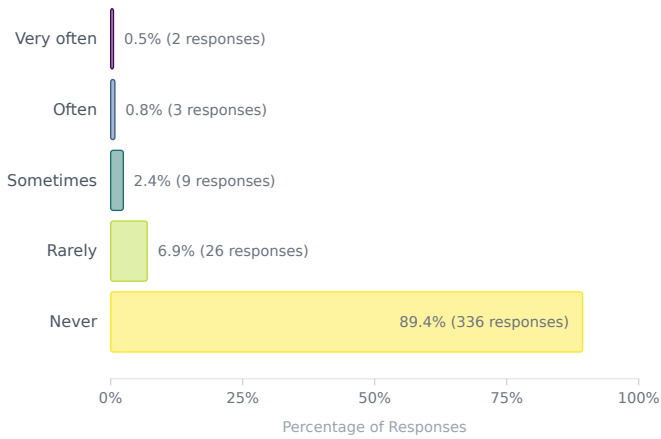
**Arrests, detentions or imprisonment (15% weight in physical dimension)**

**Sexual assault or sexual harassment (15% weight in physical dimension)**



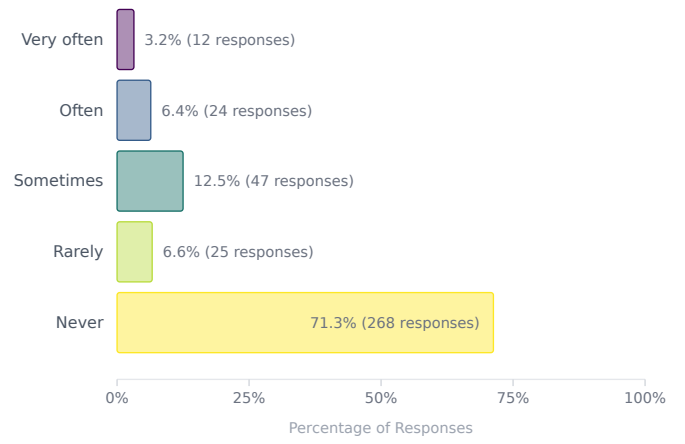
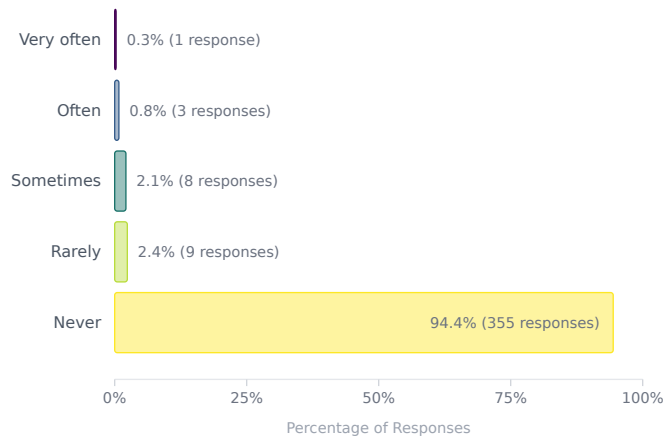
**Other physical attacks (15% weight in physical dimension)**

**Abductions (did not contribute to calculation)**



**Office raids or seizures or damage of equipment (did not contribute to calculation)**

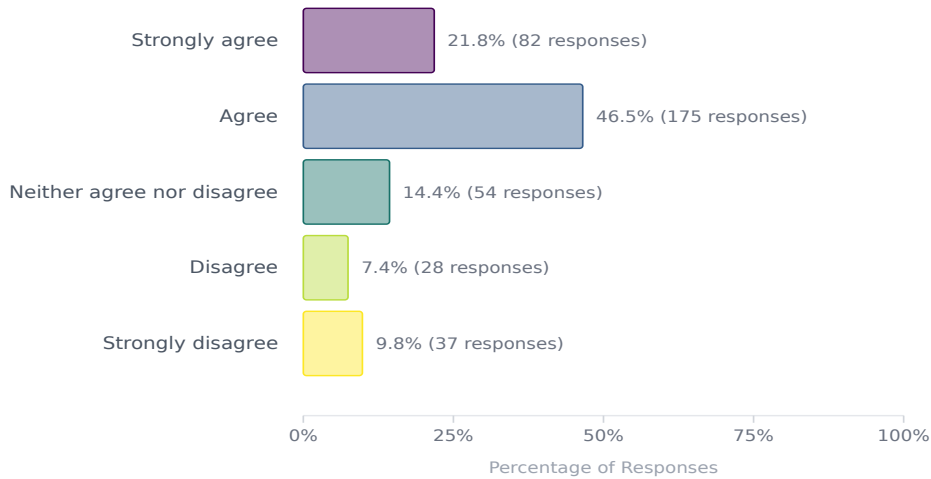
**Being required to work in an environment where COVID-19 had easily spread (did not contribute to calculation)**



# Psychological Safety

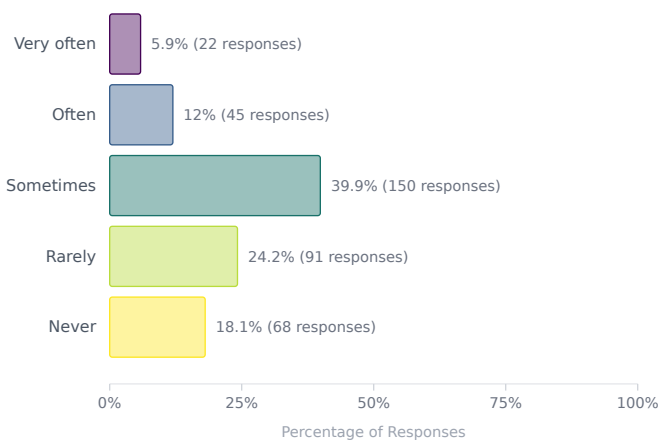
The psychological dimension carries **25% weight in the safety index**.

## Responses to: "I am concerned about my emotional wellbeing" (20% weight in psychological dimension)

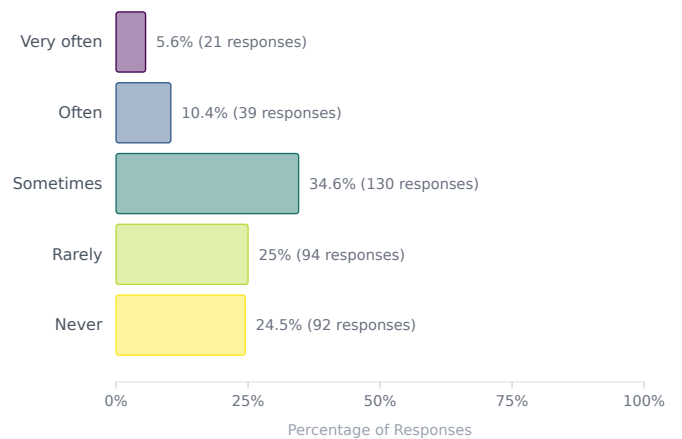


## Responses to: "In the last five years, how often have you experienced any of the following actions related to your work as a journalist?"

### Demeaning or hateful speech directed at you (16% weight in psychological dimension)



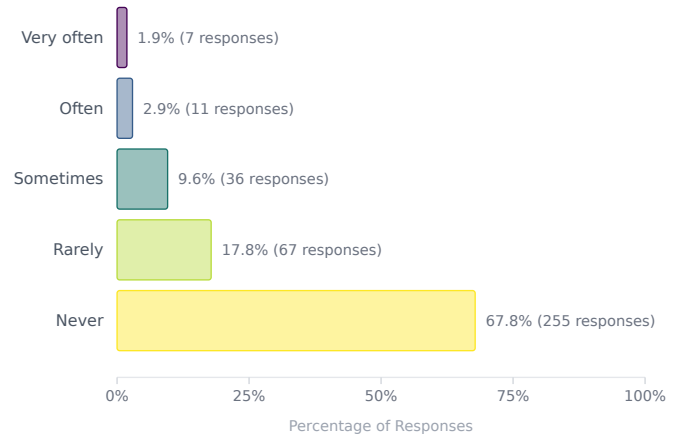
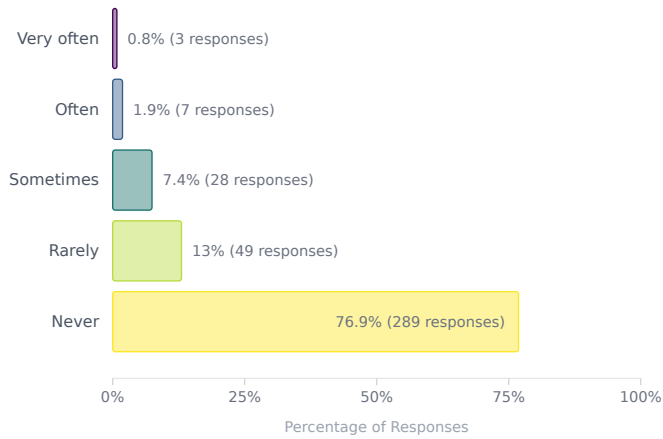
### Public discrediting of your work (16% weight in psychological dimension)



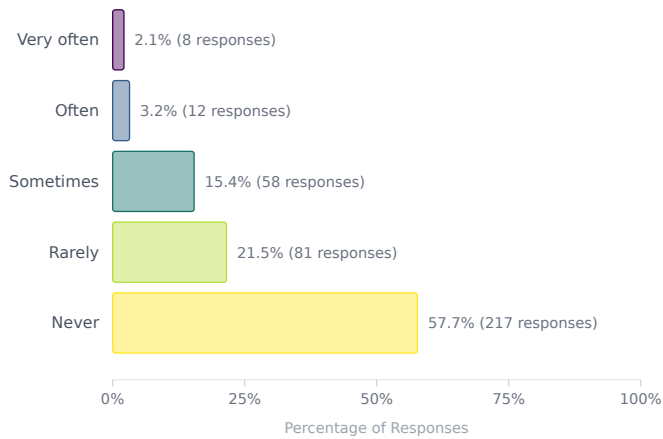
### Legal actions against you because of your work (16% weight in psychological dimension)

### Stalking (16% weight in psychological dimension)

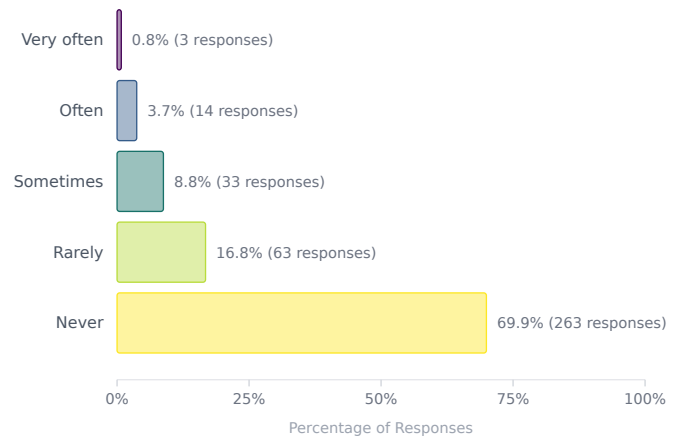
## dimension)



## Other threats or intimidation directed at you (16% weight in psychological dimension)

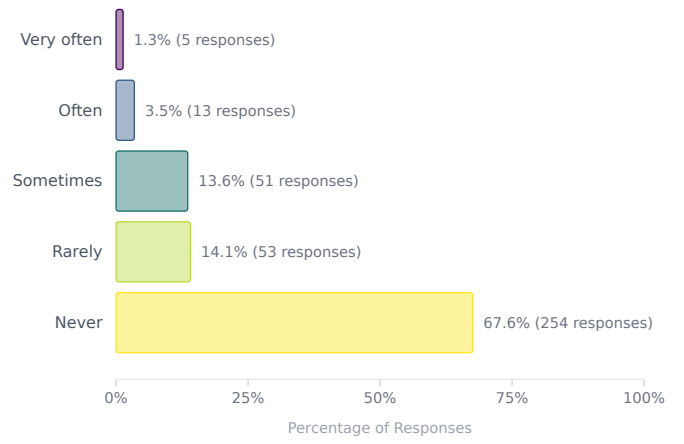
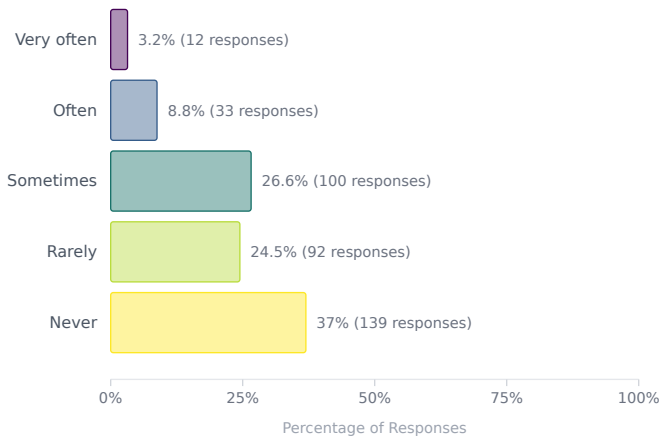


## Coercion (did not contribute to calculation)

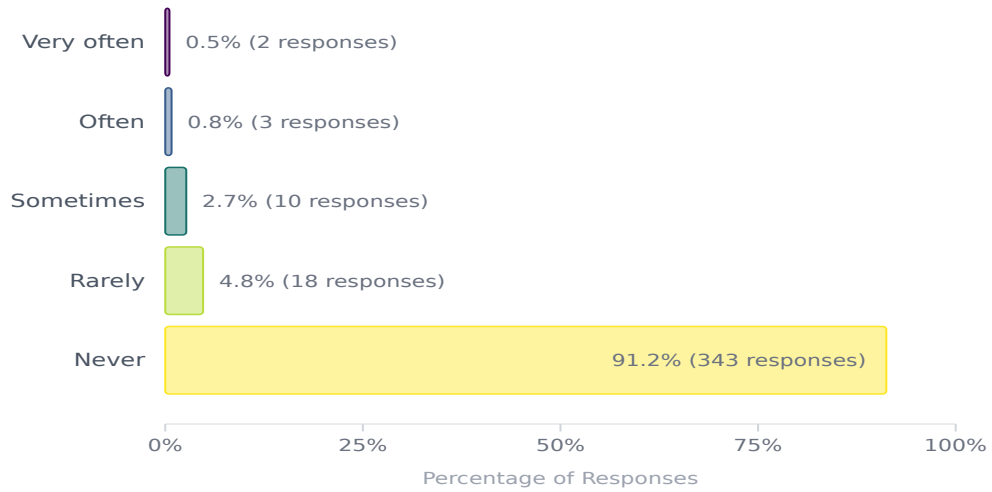


## Questioning of your personal morality (did not contribute to calculation)

## Workplace bullying (did not contribute to calculation)



**Intimidation that targets your family or close associates (did not contribute to calculation)**

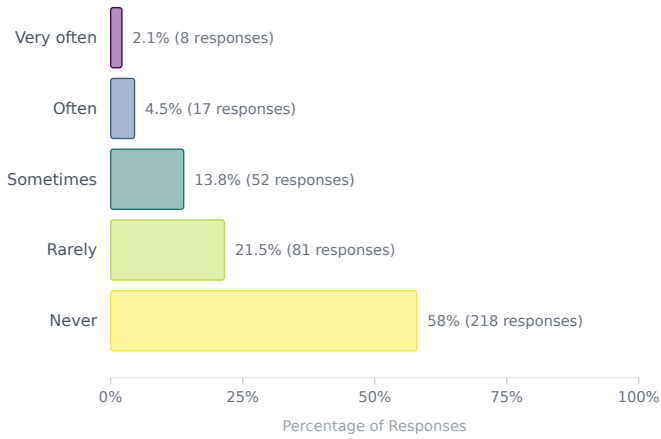


# Digital Safety

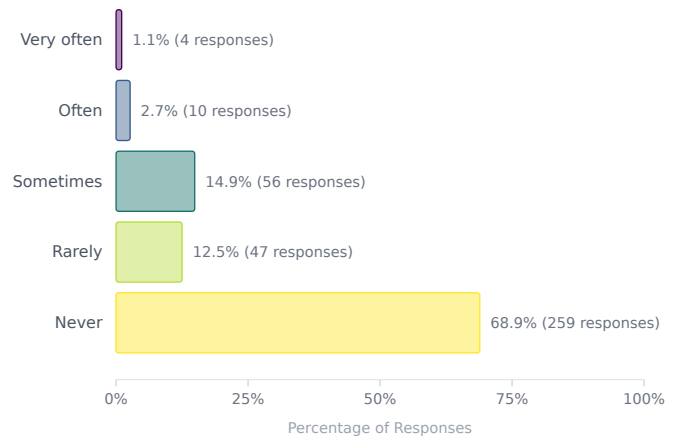
The digital dimension carries **12.5% weight in the safety index.**

## Responses to: "In the last five years, how often have you experienced any of the following actions related to your work as a journalist?"

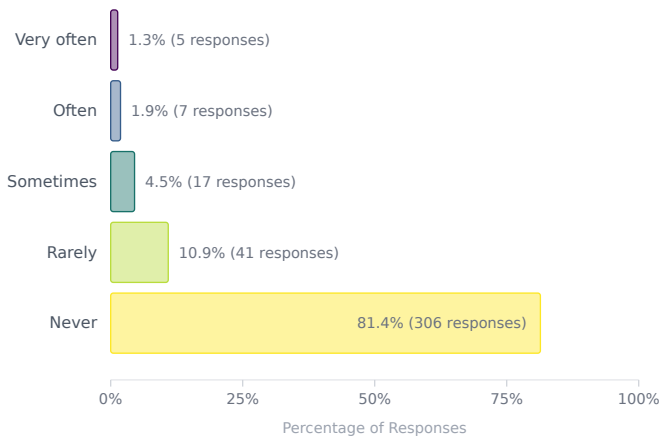
### Surveillance (50% weight in digital dimension)



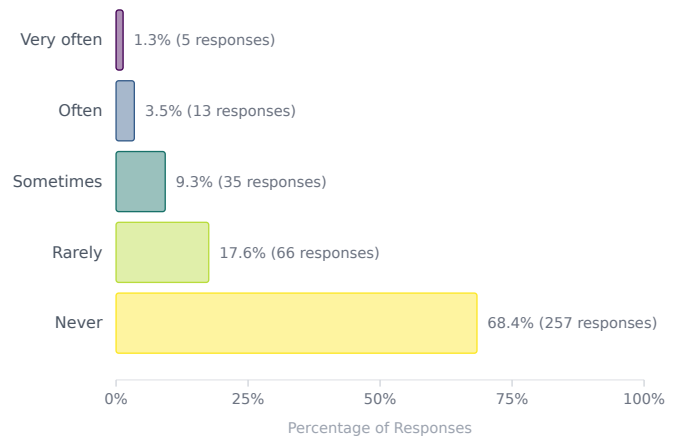
### Hacking or blocking of social media accounts or websites (50% weight in digital dimension)



### Others using your byline for fabricated or manipulated stories (did not contribute to calculation)



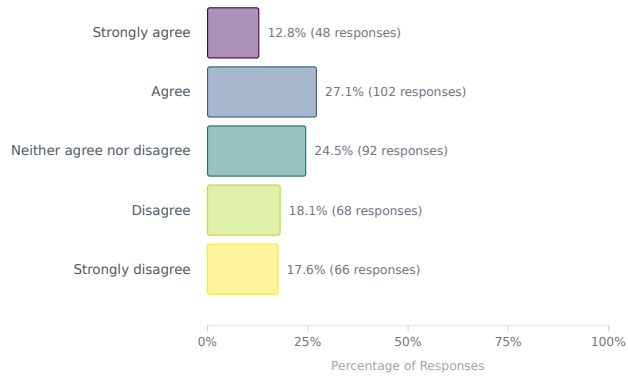
### Others disseminating your personal information (did not contribute to calculation)



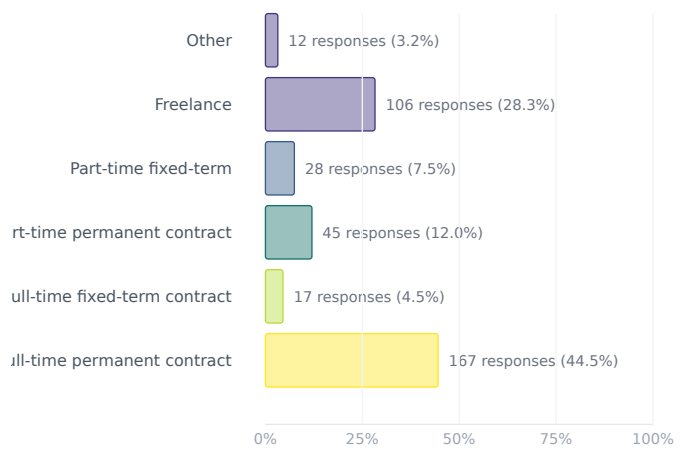
# Financial Safety

The financial dimension carries **12.5% weight in the safety index.**

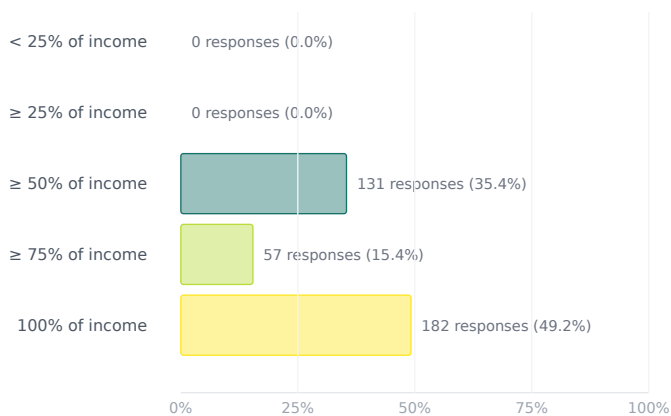
## Responses to: "I am worried about losing my job in journalism within the next 12 months" (20% weight in financial dimension)



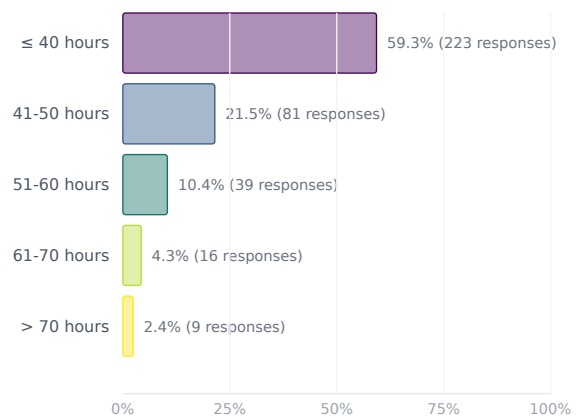
## Responses to: "Which of the following categories best describes your current working situation as a journalist?" (20% weight in financial dimension)



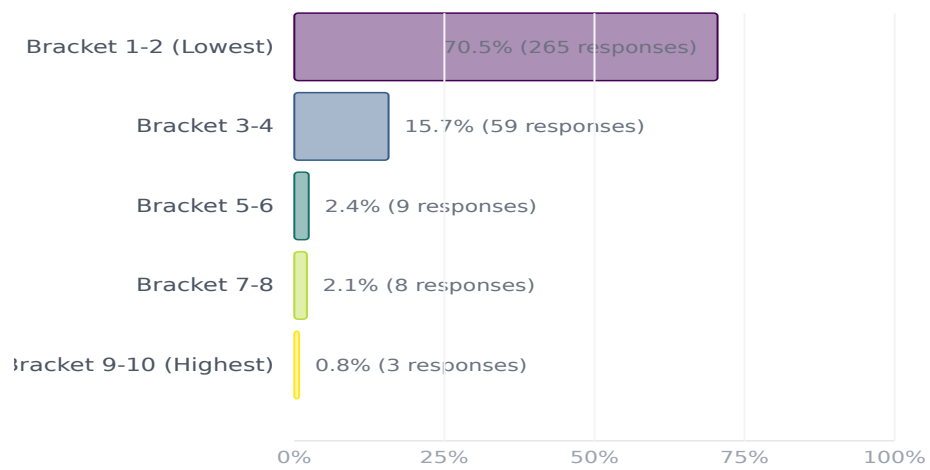
## Responses to "Approximately what percentage of your overall work-related income comes from your work as a journalist?" (20% weight in financial dimension)



## Responses to: "How many hours a week on average do you work as a journalist?" (20% weight in financial dimension)



## Responses to: "In which of the following categories does your salary as a journalist fall?" (20% weight in financial dimension)



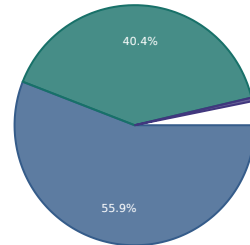
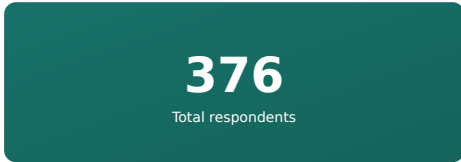
Options are given on a 10-point scale specific to each country.

# Demographics

This section contains demographic information about survey respondents from Argentina.

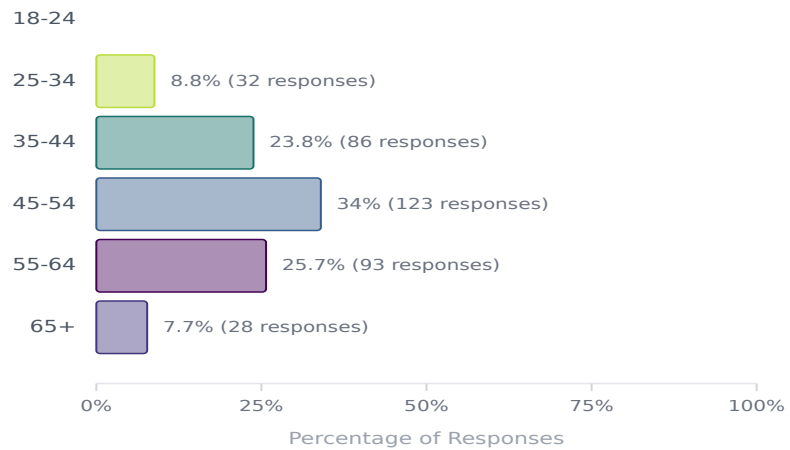
## Gender Breakdown of Respondents

### Survey Participation

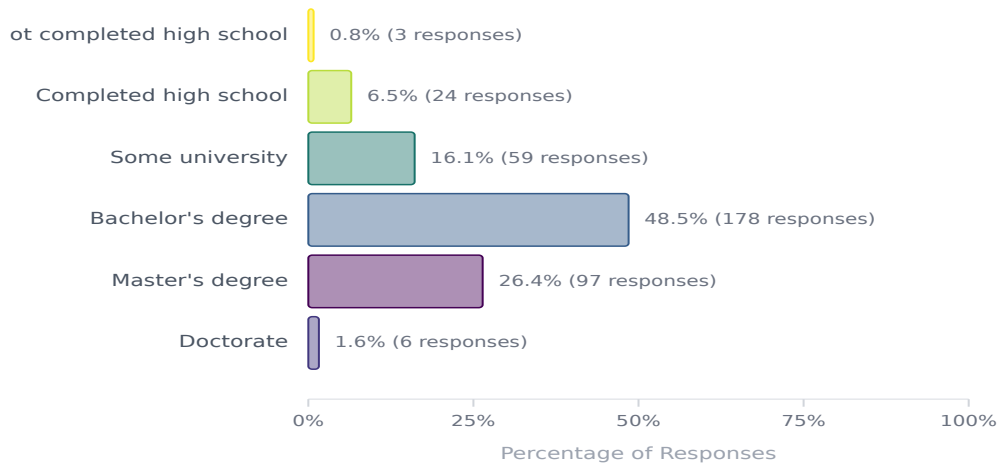


■ Male (210, 55.9%) ■ Female (152, 40.4%) ■ Other (2, 0.5%)

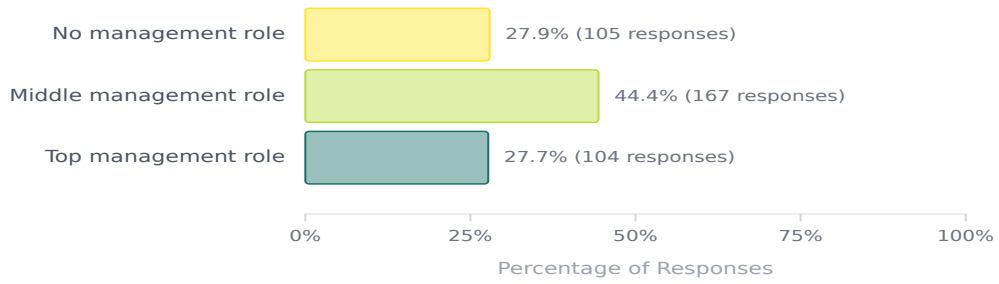
## Age Distribution of Respondents



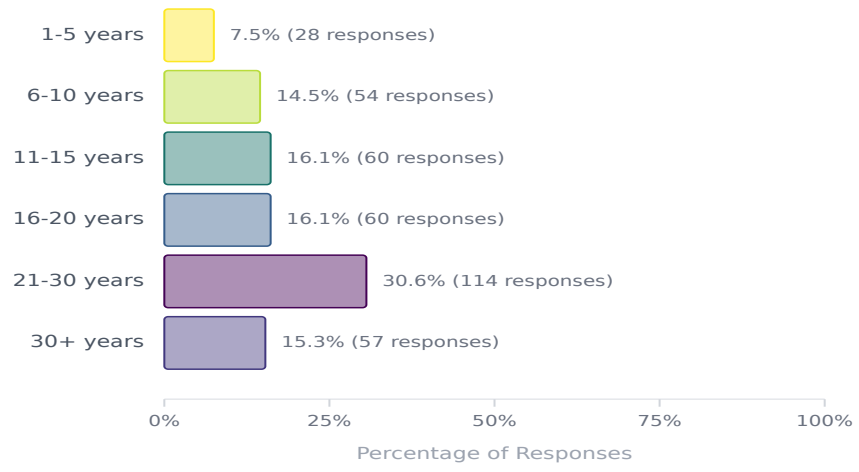
## Education Level of Respondents



## Workplace Position of Respondents



## Years of Experience as Journalist



For more detailed information about the methodology and complete findings, please visit the full country page at: <https://safetyofjournalists.org/index/country/argentina>

---

© 2026 - A joint initiative between the University of Liverpool and the Worlds of Journalism Study, in co-operation with UNESCO

For more information, visit [safetyofjournalists.org](https://safetyofjournalists.org)

Document generated automatically on April 4, 2026 at 16:54