

Safety of Journalists Country Report

Bolivia

Generated on June 18, 2026

Report Authors

Mireya Márquez Ramírez (*Universidad Iberoamericana Ciudad de México*)
Professor of Journalism Studies

Víctor Quintanilla (**Independent Scholar and Bolivian journalist**)

Miguel Ángel Flores (**Bolivian journalist**)

Bolivia's relatively infrequent instances of physical violence do not indicate that other forms of attacks against journalists—such as physical, digital, financial, and psychological—are not increasing compared to previous years. In fact, organizations like Reporters Without Borders have reported a rise in physical attacks against journalists. Additionally, Bolivia is one of the countries most affected by financial violence, scoring among the bottom ten countries in this regard. Work conditions are precarious and unstable, with most journalism jobs being non-fixed or contractual, especially in regional and rural outlets.

Psychological violence is also on the rise, as in the rest of Latin America. Organizations such as Freedom House argue that the underlying causes of the political violence from 2019 continue to threaten political stability and investigative journalism today. The environment of political polarization in Bolivia intensified after the disputed 2019 presidential election, which led to Evo Morales resigning from office amid accusations of electoral fraud. This trend results in increasing hateful attacks on journalists' honor and integrity. While Bolivia is highly socially polarized due to significant economic disparities, this political polarization has chilling effects on journalism. With Evo Morales' party now back in power, there have been increased attacks on media outlets and journalists deemed part of the status quo or antagonistic to their movement. Consequently, hate speech and attacks from authorities toward journalists—particularly those working for national outlets in larger cities—have dramatically increased. The state also leverages its economic power to pressure outlets it perceives as opposition. Many journalists, already working under precarious conditions, often resort to censorship or self-censorship and rely on journalistic norms of objectivity to remain neutral and mitigate risks.

Safety Index Scores

Overall Safety Score

75.46

Safety Dimensions

Physical Safety

85.62

Psychological Safety

68.22

Digital Safety

73.25

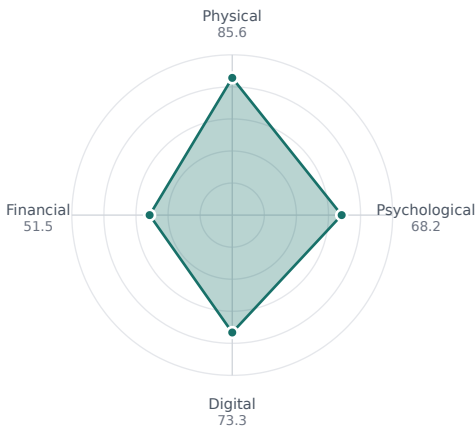
Financial Safety

51.51

Overview

The Safety of Journalists Index provides a comprehensive measurement of journalist safety across four dimensions. The charts below show how Bolivia performs across each dimension and highlight any gender-based disparities.

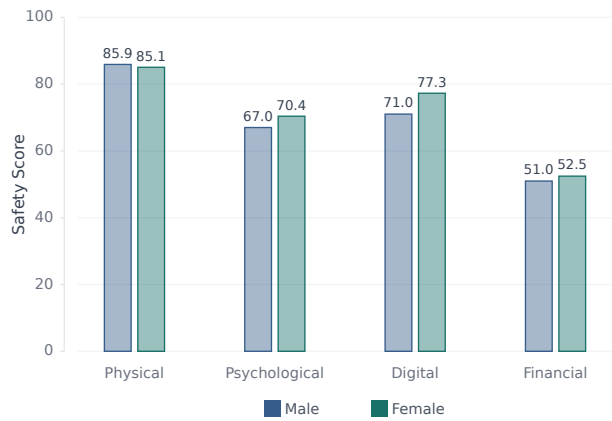
Safety Dimensions Overview



Safety Dimensions

This radar chart displays how the country performs across all four safety dimensions, revealing areas of strength and concern.

Gender Safety Gap by Dimension



Gender Safety Gap

This comparison highlights differences in safety experiences between male and female journalists, revealing potential gender-based disparities.

Physical Safety

The physical dimension carries **50% weight in the safety index**.

0

Journalist Killings

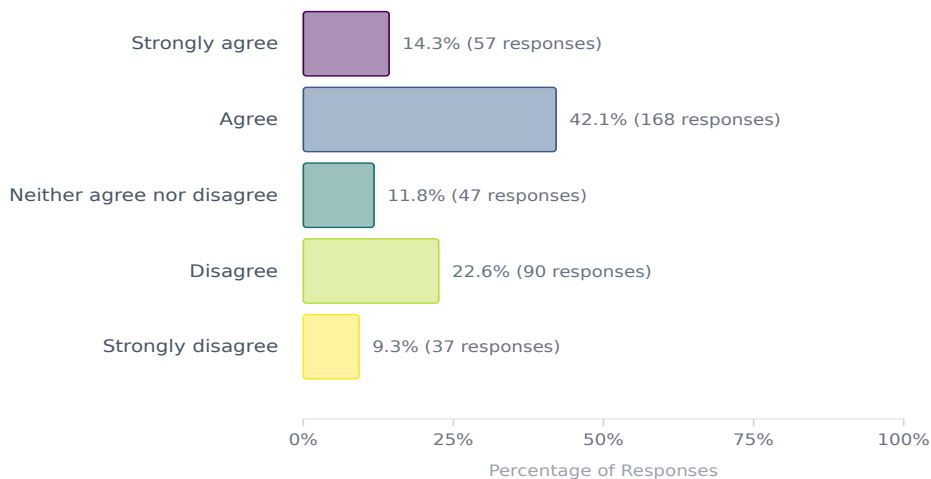
2016-2024

No journalist killings have been recorded in Bolivia between 2016 and 2024.

Note: This indicator carries 35% of the weight within the physical dimension of the Safety Index, making it the most significant factor in this category.

Data sourced from UNESCO Observatory of Killed Journalists.

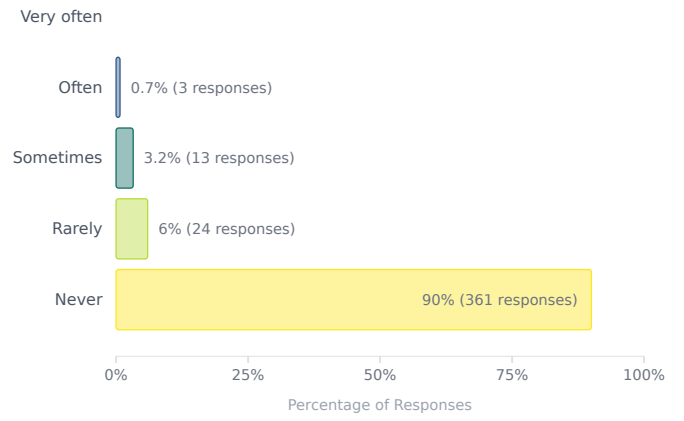
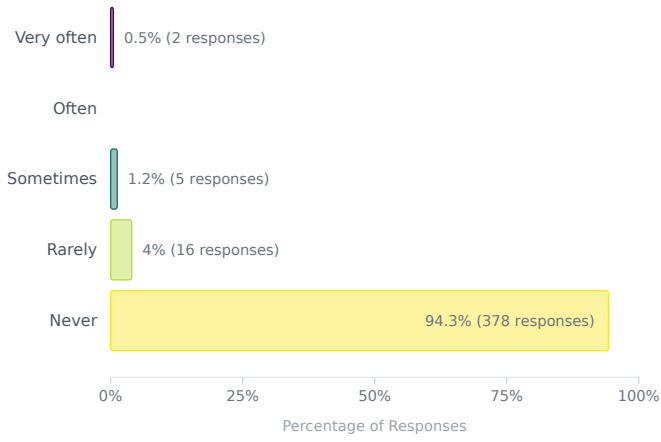
Responses to: "I am concerned about my physical wellbeing" (20% weight in physical dimension)



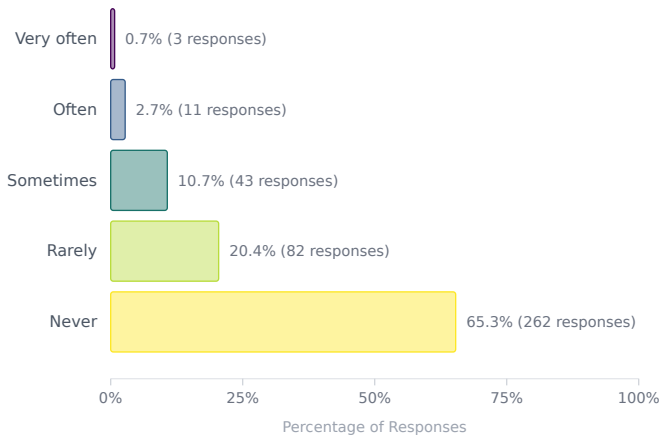
Responses to: "In the last five years, how often have you experienced any of the following actions related to your work as a journalist?"

Arrests, detentions or imprisonment (15% weight in physical dimension)

Sexual assault or sexual harassment (15% weight in physical dimension)

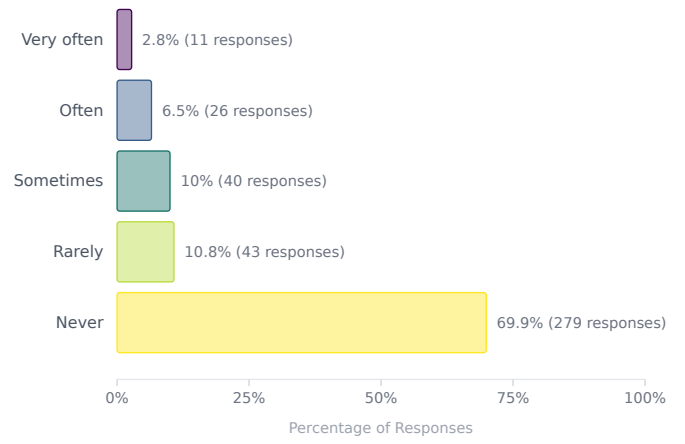
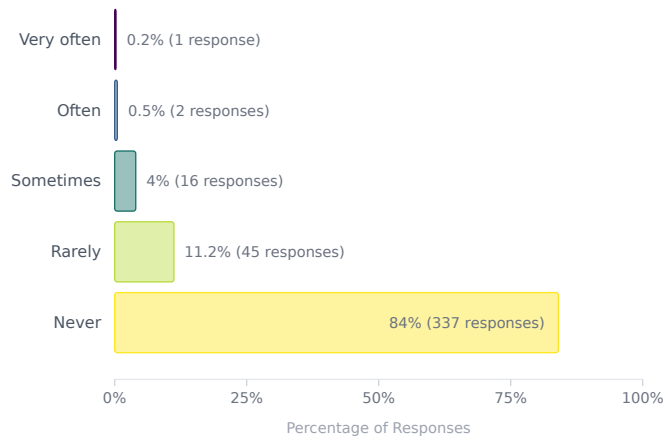


Other physical attacks (15% weight in physical dimension)



Office raids or seizures or damage of equipment (did not contribute to calculation)

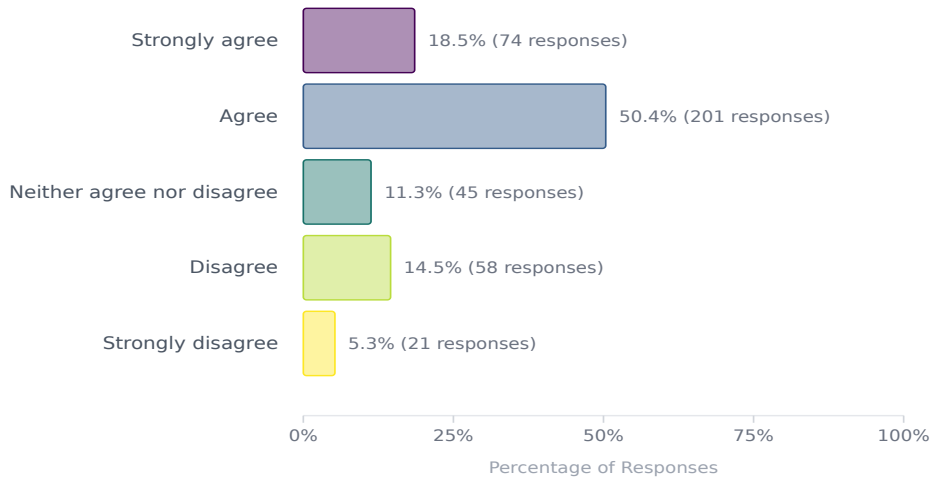
Being required to work in an environment where COVID-19 had easily spread (did not contribute to calculation)



Psychological Safety

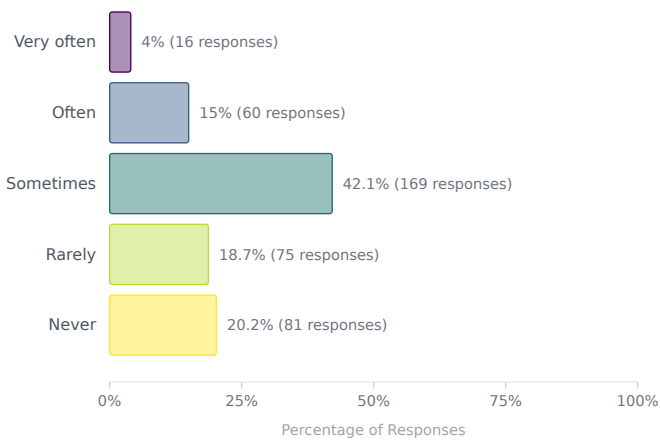
The psychological dimension carries **25% weight in the safety index**.

Responses to: "I am concerned about my emotional wellbeing" (20% weight in psychological dimension)

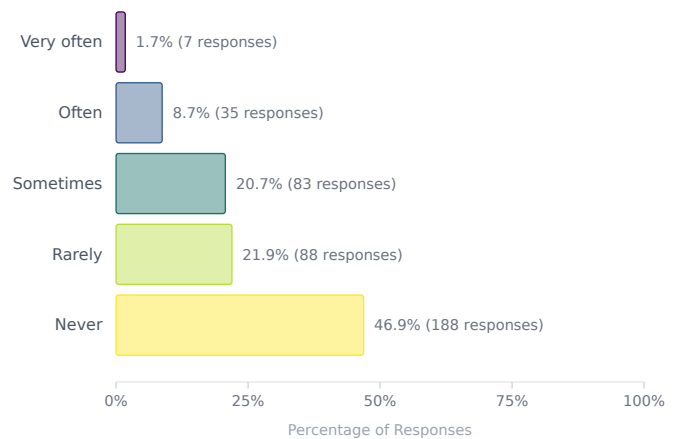


Responses to: "In the last five years, how often have you experienced any of the following actions related to your work as a journalist?"

Demeaning or hateful speech directed at you (16% weight in psychological dimension)



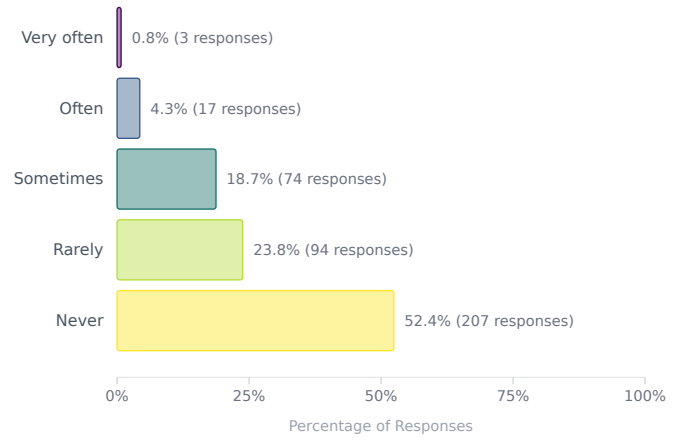
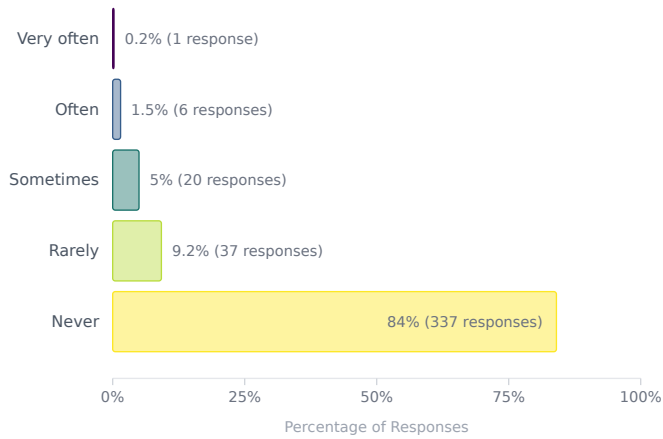
Public discrediting of your work (16% weight in psychological dimension)



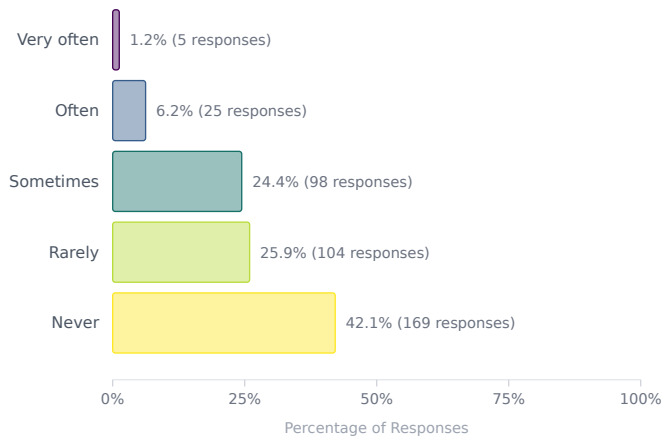
Legal actions against you because of your work (16% weight in psychological dimension)

Stalking (16% weight in psychological dimension)

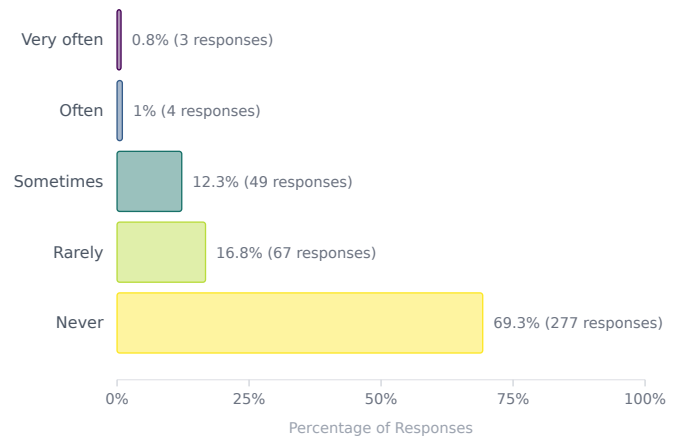
dimension)



Other threats or intimidation directed at you (16% weight in psychological dimension)

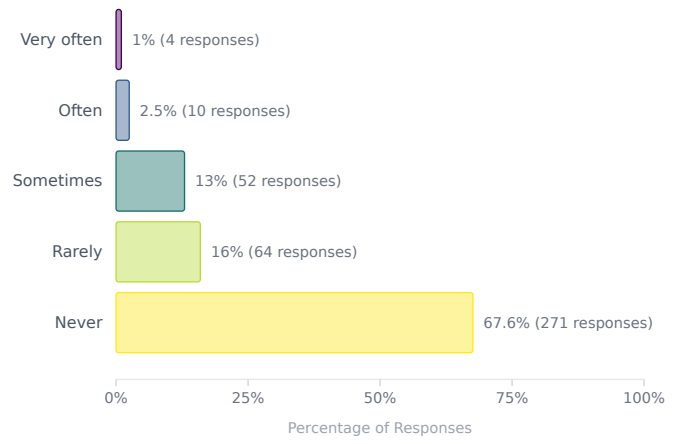
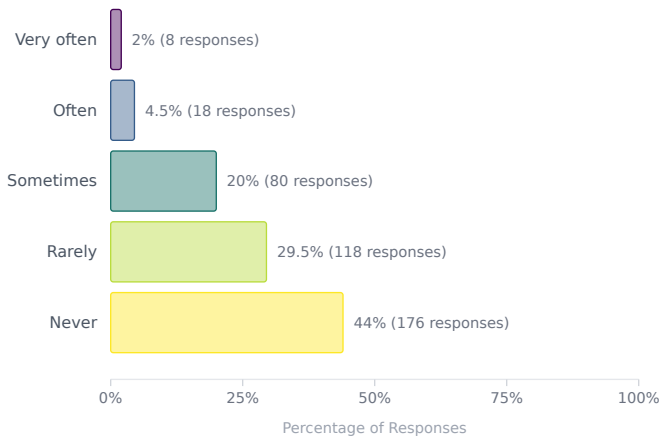


Coercion (did not contribute to calculation)



Questioning of your personal morality (did not contribute to calculation)

Workplace bullying (did not contribute to calculation)

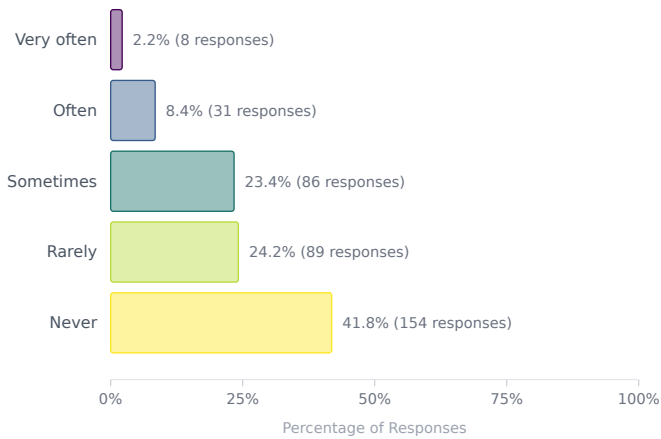


Digital Safety

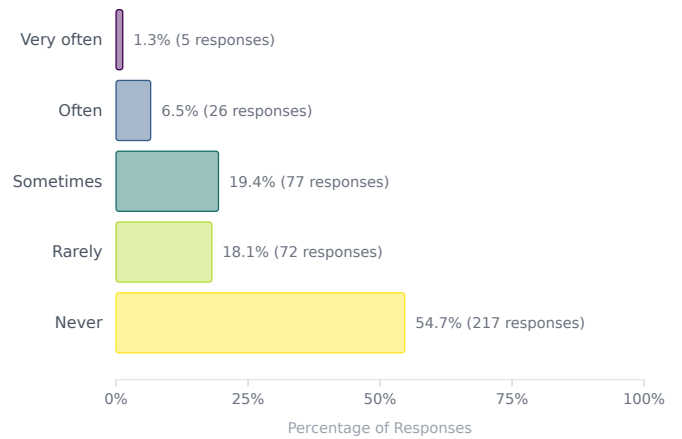
The digital dimension carries **12.5% weight in the safety index.**

Responses to: "In the last five years, how often have you experienced any of the following actions related to your work as a journalist?"

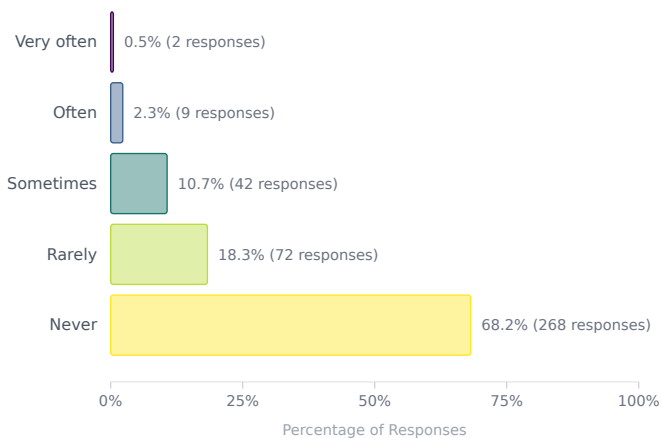
Surveillance (50% weight in digital dimension)



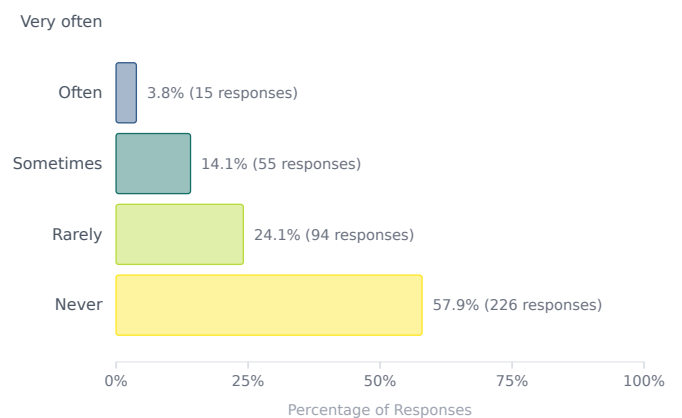
Hacking or blocking of social media accounts or websites (50% weight in digital dimension)



Others using your byline for fabricated or manipulated stories (did not contribute to calculation)



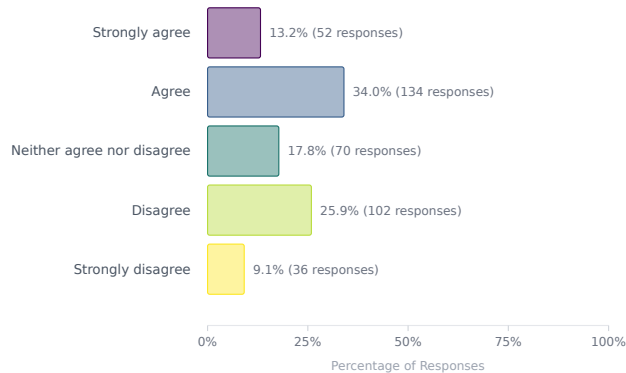
Others disseminating your personal information (did not contribute to calculation)



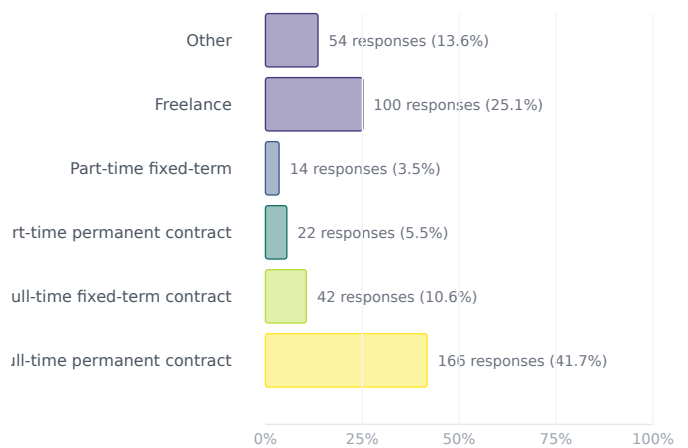
Financial Safety

The financial dimension carries **12.5% weight in the safety index.**

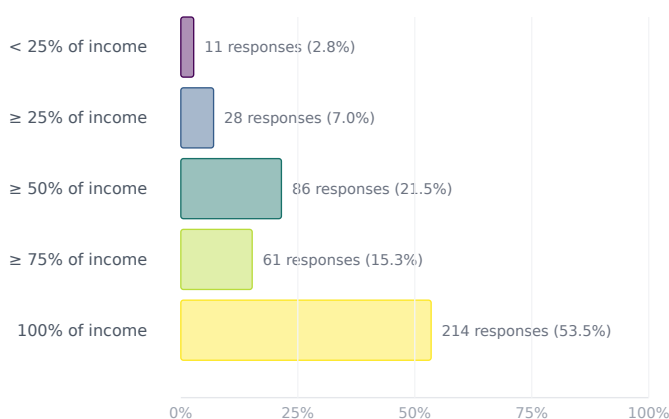
Responses to: "I am worried about losing my job in journalism within the next 12 months" (20% weight in financial dimension)



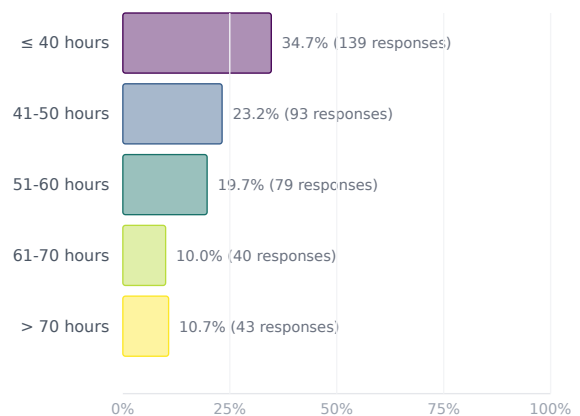
Responses to: "Which of the following categories best describes your current working situation as a journalist?" (20% weight in financial dimension)



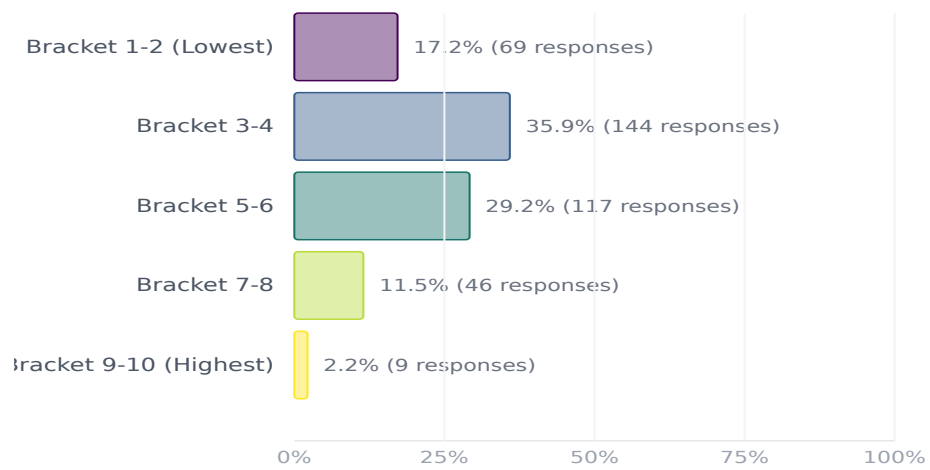
Responses to "Approximately what percentage of your overall work-related income comes from your work as a journalist?" (20% weight in financial dimension)



Responses to: "How many hours a week on average do you work as a journalist?" (20% weight in financial dimension)



Responses to: "In which of the following categories does your salary as a journalist fall?" (20% weight in financial dimension)



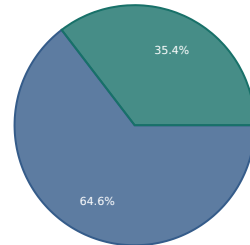
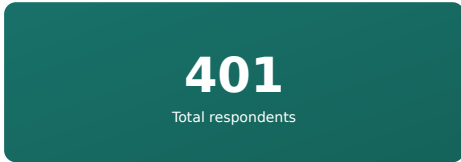
Options are given on a 10-point scale specific to each country.

Demographics

This section contains demographic information about survey respondents from Bolivia.

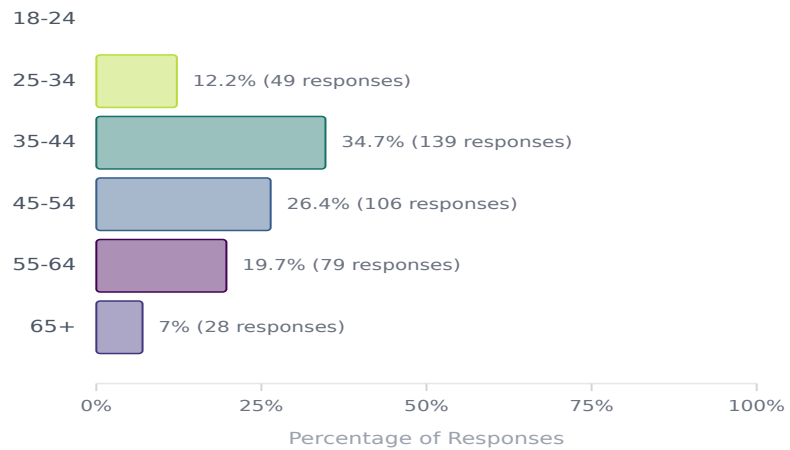
Gender Breakdown of Respondents

Survey Participation

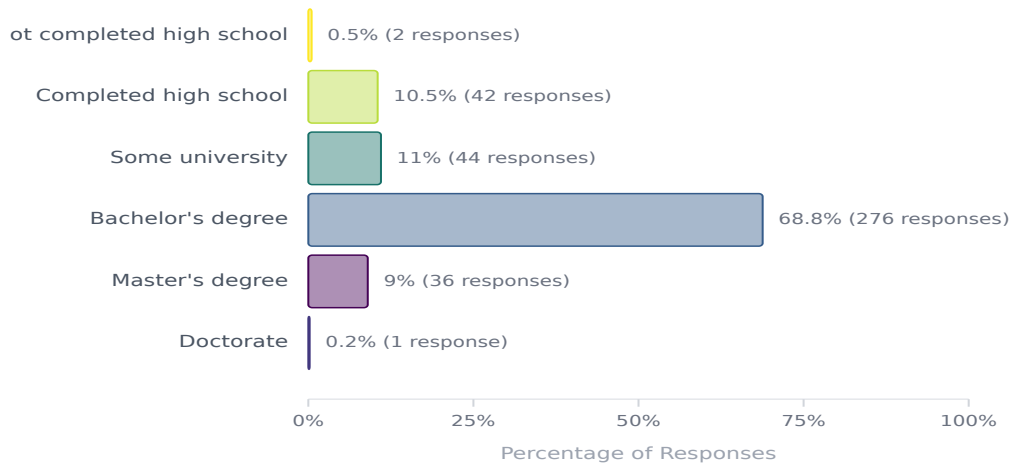


Male (259, 64.6%) Female (142, 35.4%) Other (0, 0.0%)

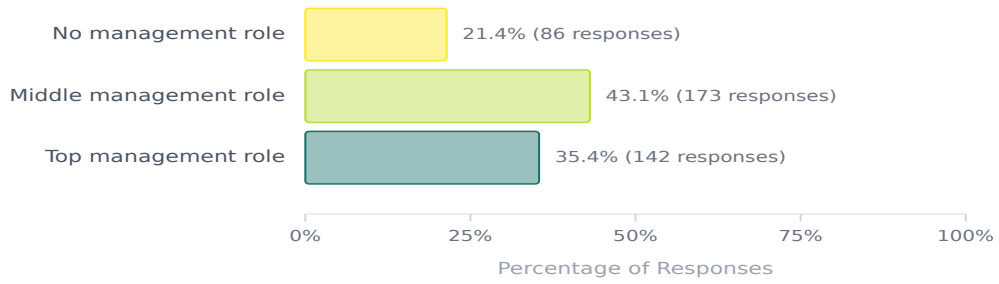
Age Distribution of Respondents



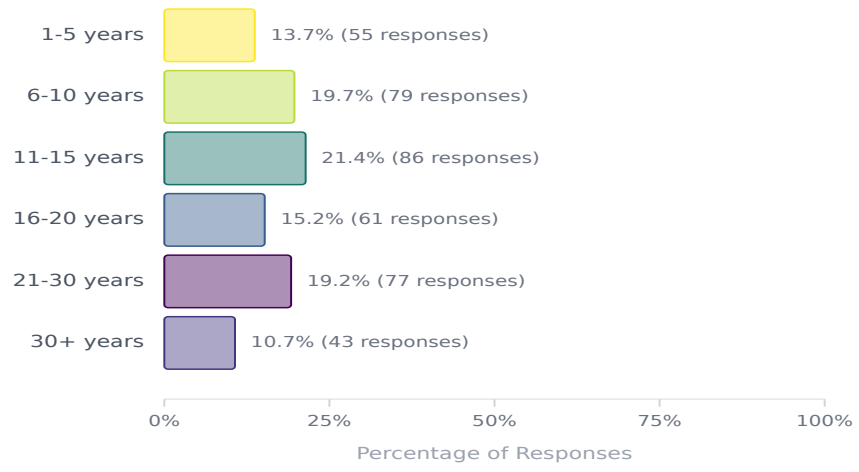
Education Level of Respondents



Workplace Position of Respondents



Years of Experience as Journalist



For more detailed information about the methodology and complete findings, please visit the full country page at: <https://safetyofjournalists.org/index/country/bolivia>

© 2026 - A joint initiative between the University of Liverpool and the Worlds of Journalism Study, in co-operation with UNESCO

For more information, visit safetyofjournalists.org

Document generated automatically on June 18, 2026 at 09:13