

# Safety of Journalists Country Report

## Chile

Generated on June 7, 2026

### Report Authors

**William Porath** (*Pontificia Universidad Catolica de Chile*)

**Daniela Grassau** (*Pontificia Universidad Catolica de Chile*)  
*PhD*

**Constanza Ortega-Gunckel** (*Pontificia Universidad Catolica de Chile*)

Chilean journalism has faced three significant crises in recent years. First, there has been a sharp decline in advertising revenue since 2009, resulting in the closure of media outlets, changes in formats or editorial orientations, and widespread layoffs. Consequently, media companies have increasingly required journalists to produce content across multiple platforms, significantly intensifying their workloads. Second, the so-called “social outburst” (estallido social) of the late 2019 involved a series of protests—both peaceful and violent—representing various demands related to education, healthcare, and pensions. This crisis impacted journalism in four primary ways: it disrupted journalistic routines and created a need for continuous coverage; posed significant safety risks due to violence during field reporting; triggered explicit criticism and hostility towards the media, accused of representing powerful economic and political interests, including physical attacks on media outlets and journalists; and further exacerbated the advertising crisis. Third, the COVID-19 pandemic intensified demands for constant news coverage, restricted mobility, heightened fears of contagion, severely impacted the national economy, and compelled journalists to adapt rapidly to remote reporting methods, which empowered sources and made access to information difficult. So, despite low wages, threats of layoffs and heavy workloads, Chilean journalism has shown great resilience.

### Safety Index Scores

#### Overall Safety Score

**74.88**

### Safety Dimensions

#### Physical Safety

**75.77**

#### Psychological Safety

**70.89**

## Digital Safety

89.64

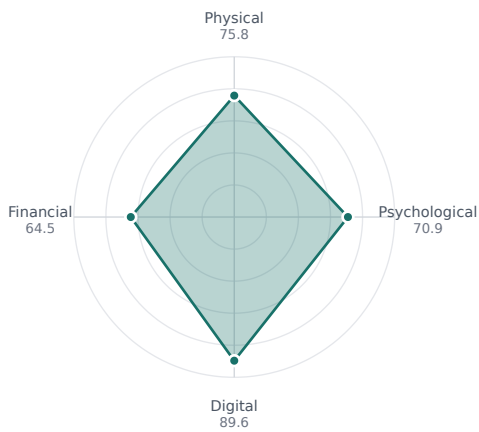
## Financial Safety

64.5

## Overview

The Safety of Journalists Index provides a comprehensive measurement of journalist safety across four dimensions. The charts below show how Chile performs across each dimension and highlight any gender-based disparities.

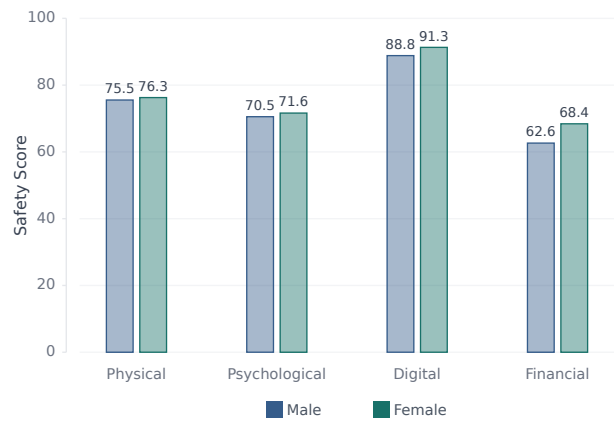
Safety Dimensions Overview



Safety Dimensions

This radar chart displays how the country performs across all four safety dimensions, revealing areas of strength and concern.

Gender Safety Gap by Dimension



Gender Safety Gap

This comparison highlights differences in safety experiences between male and female journalists, revealing potential gender-based disparities.

## Physical Safety

The physical dimension carries **50% weight in the safety index**.

# 0

### Journalist Killings

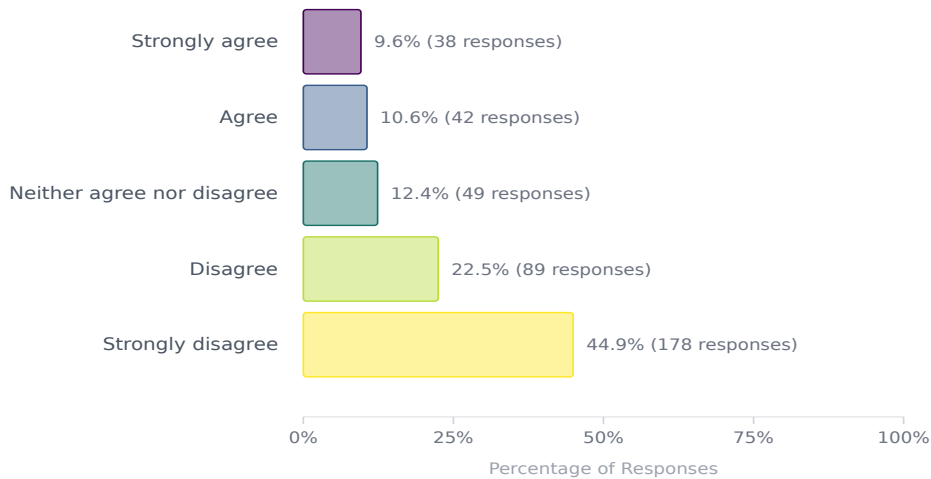
2016-2024

**No journalist killings have been recorded in Chile between 2016 and 2024.**

**Note:** This indicator carries 35% of the weight within the physical dimension of the Safety Index, making it the most significant factor in this category.

Data sourced from UNESCO Observatory of Killed Journalists.

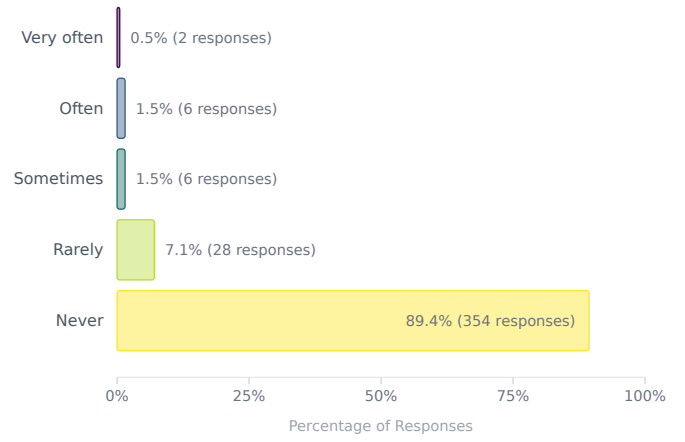
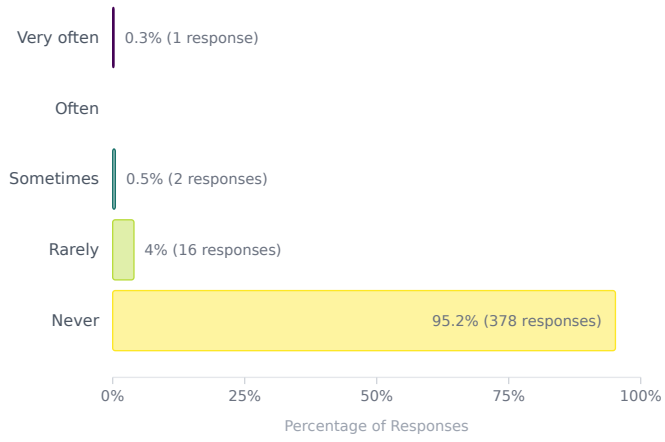
## Responses to: "I am concerned about my physical wellbeing" (20% weight in physical dimension)



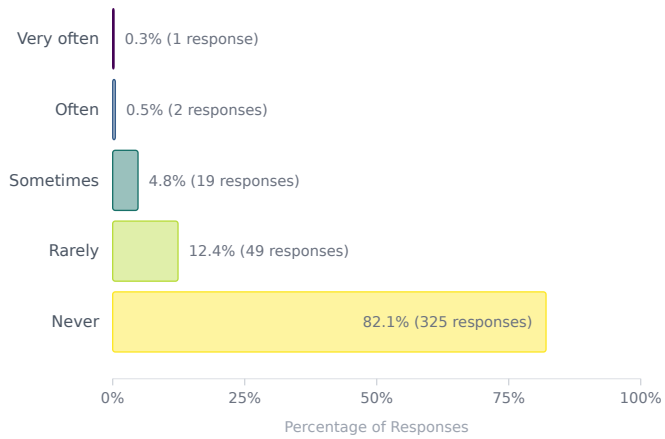
## Responses to: "In the last five years, how often have you experienced any of the following actions related to your work as a journalist?"

**Arrests, detentions or imprisonment (15% weight in physical dimension)**

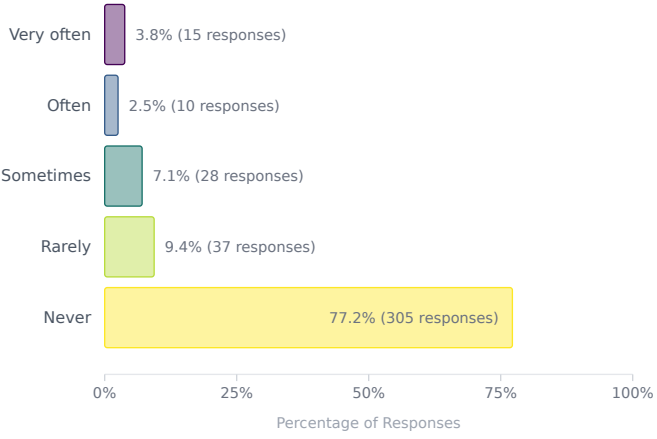
**Sexual assault or sexual harassment (15% weight in physical dimension)**



**Other physical attacks (15% weight in physical dimension)**



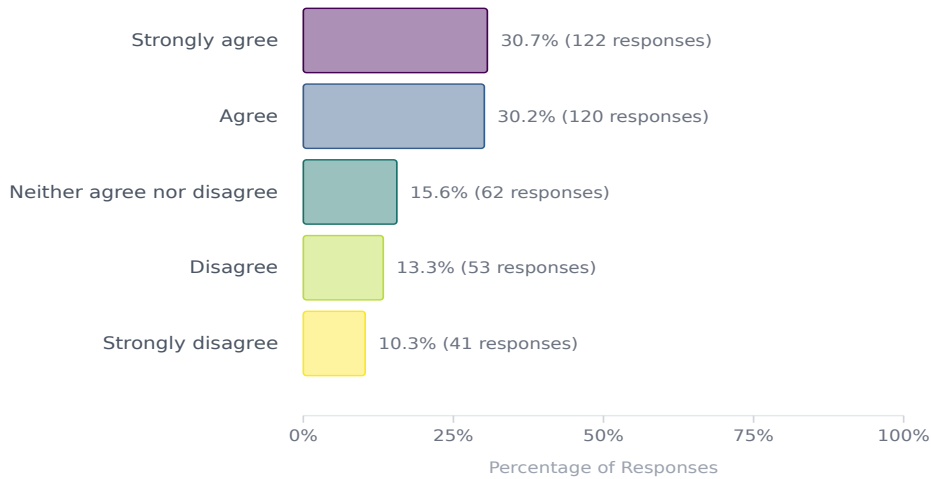
**Being required to work in an environment where COVID-19 had easily spread (did not contribute to calculation)**



# Psychological Safety

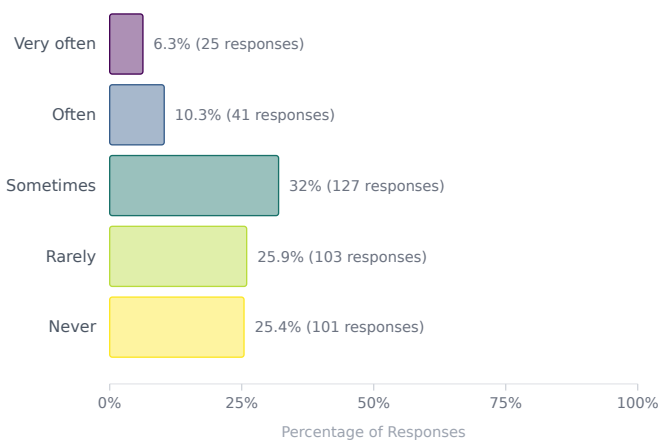
The psychological dimension carries **25% weight in the safety index**.

## Responses to: "I am concerned about my emotional wellbeing" (20% weight in psychological dimension)

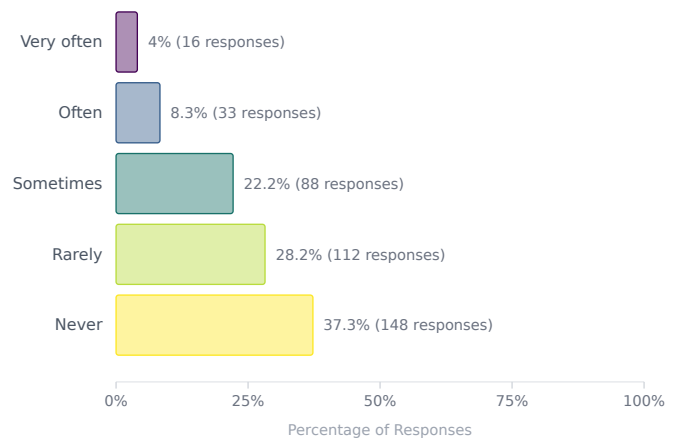


## Responses to: "In the last five years, how often have you experienced any of the following actions related to your work as a journalist?"

### Demeaning or hateful speech directed at you (16% weight in psychological dimension)



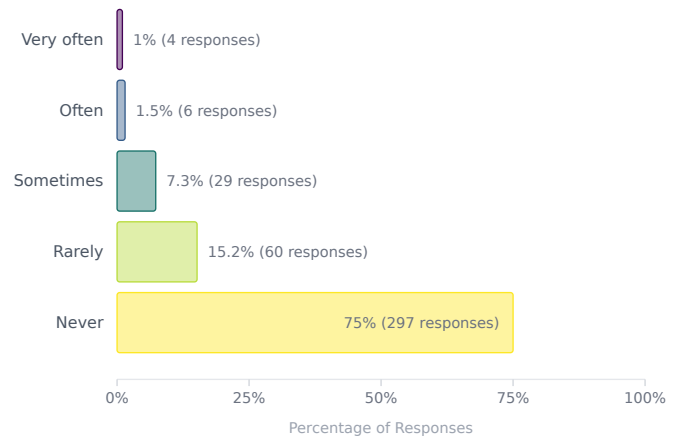
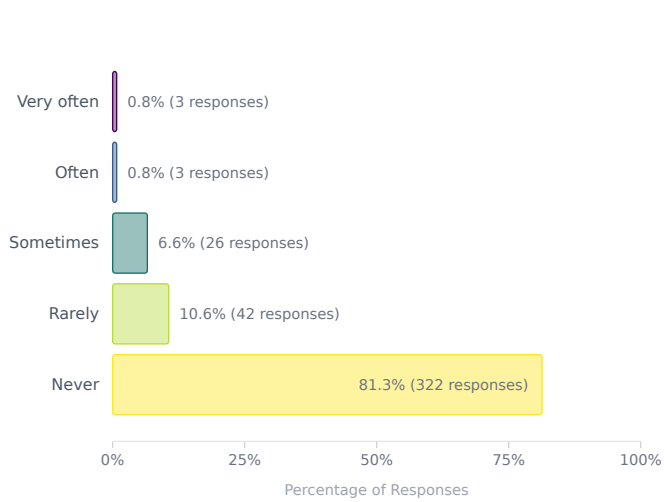
### Public discrediting of your work (16% weight in psychological dimension)



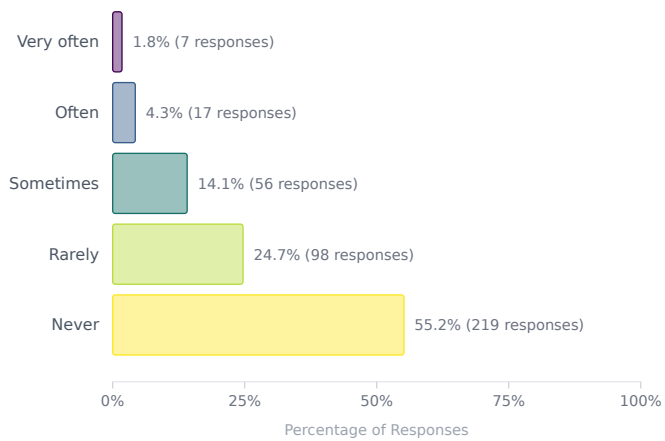
### Legal actions against you because of your work (16% weight in psychological dimension)

### Stalking (16% weight in psychological dimension)

## dimension)

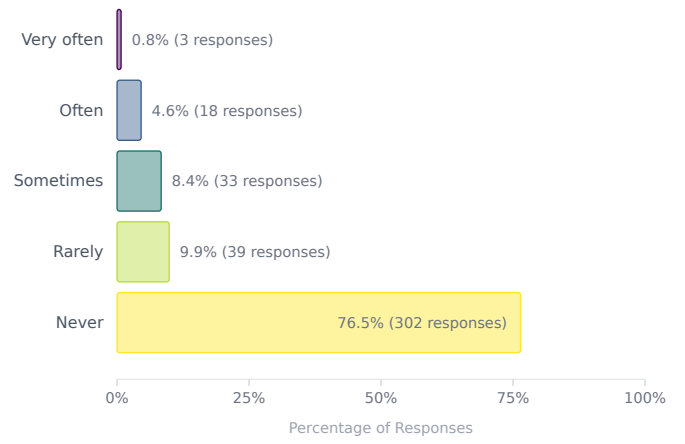
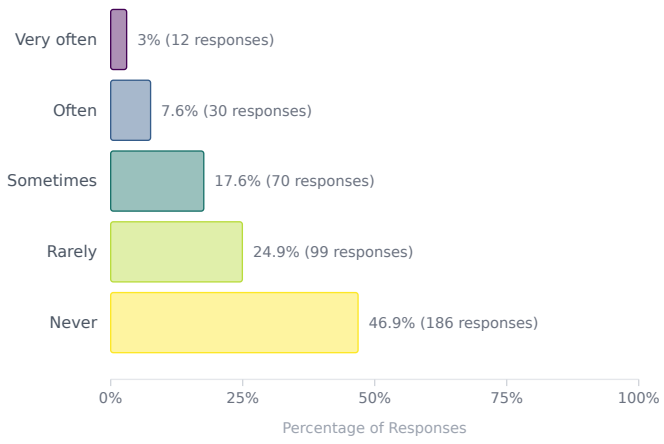


## Other threats or intimidation directed at you (16% weight in psychological dimension)



## Questioning of your personal morality (did not contribute to calculation)

## Workplace bullying (did not contribute to calculation)

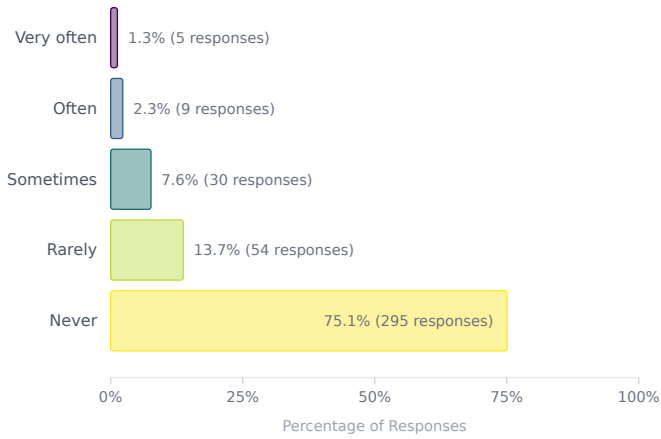


# Digital Safety

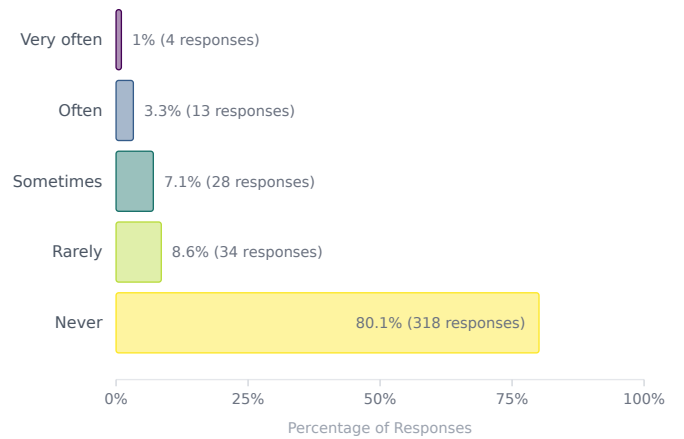
The digital dimension carries **12.5% weight in the safety index.**

**Responses to: "In the last five years, how often have you experienced any of the following actions related to your work as a journalist?"**

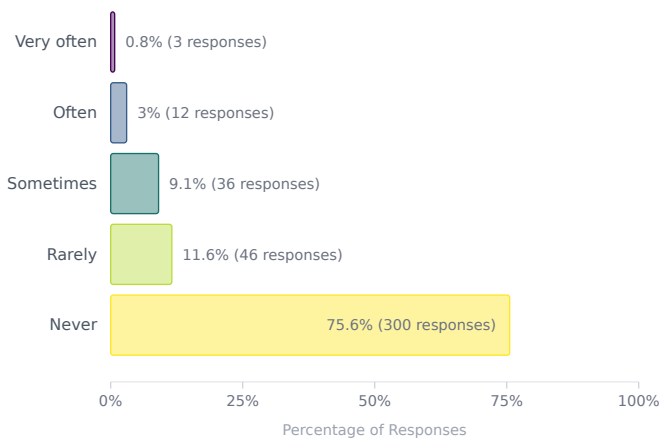
## Surveillance (50% weight in digital dimension)



## Hacking or blocking of social media accounts or websites (50% weight in digital dimension)



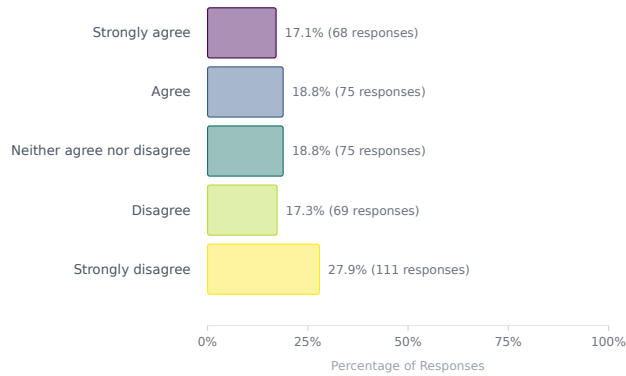
## Others disseminating your personal information (did not contribute to calculation)



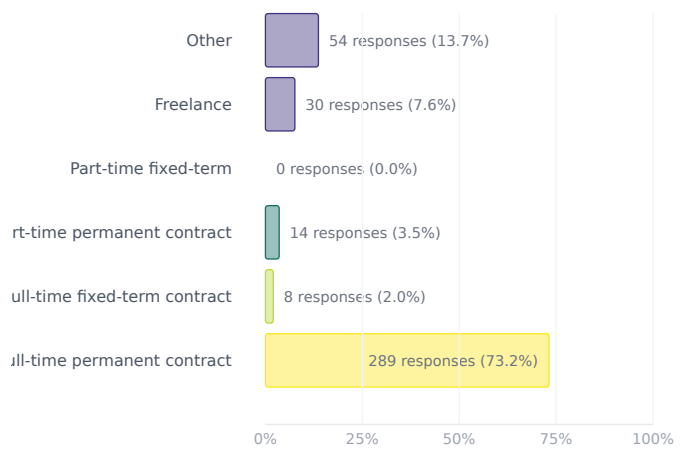
# Financial Safety

The financial dimension carries **12.5% weight in the safety index.**

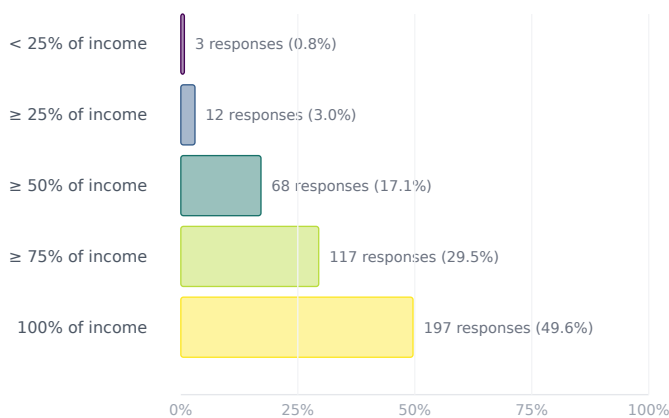
## Responses to: "I am worried about losing my job in journalism within the next 12 months" (20% weight in financial dimension)



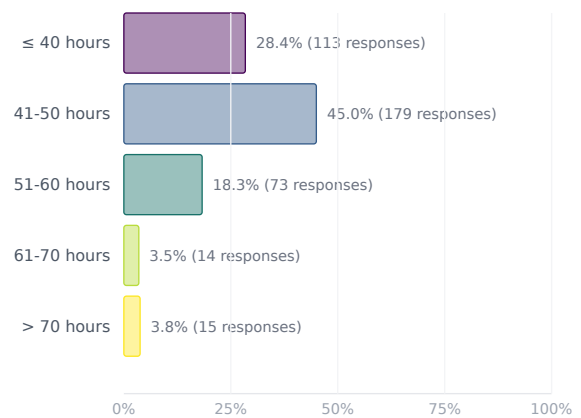
## Responses to: "Which of the following categories best describes your current working situation as a journalist?" (20% weight in financial dimension)



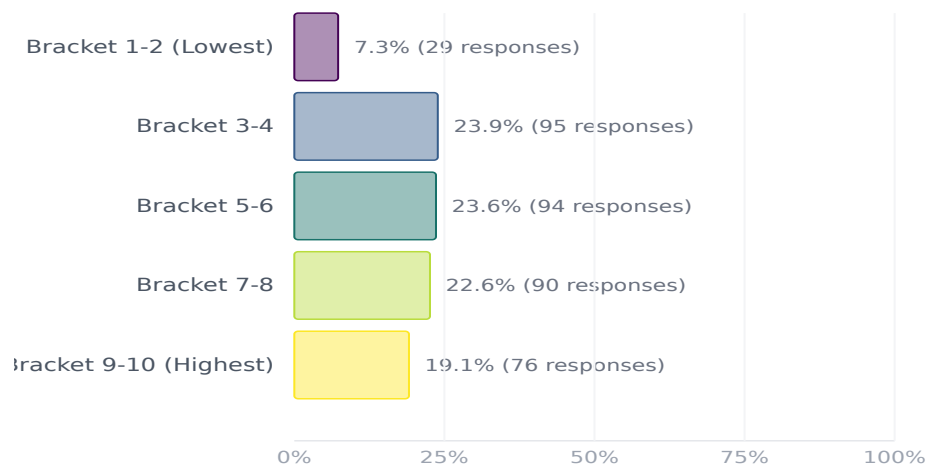
## Responses to "Approximately what percentage of your overall work-related income comes from your work as a journalist?" (20% weight in financial dimension)



## Responses to: "How many hours a week on average do you work as a journalist?" (20% weight in financial dimension)



## Responses to: "In which of the following categories does your salary as a journalist fall?" (20% weight in financial dimension)



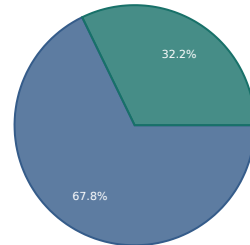
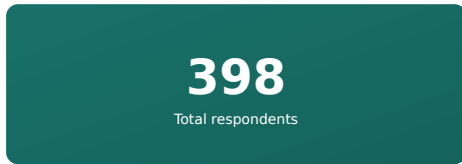
Options are given on a 10-point scale specific to each country.

# Demographics

This section contains demographic information about survey respondents from Chile.

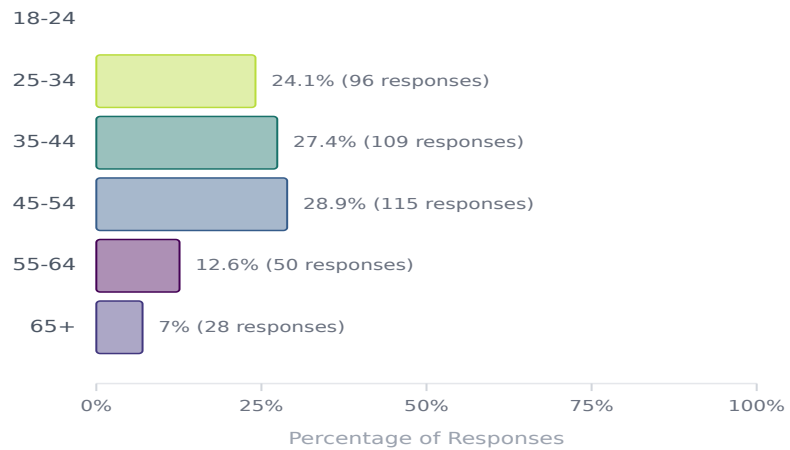
## Gender Breakdown of Respondents

### Survey Participation

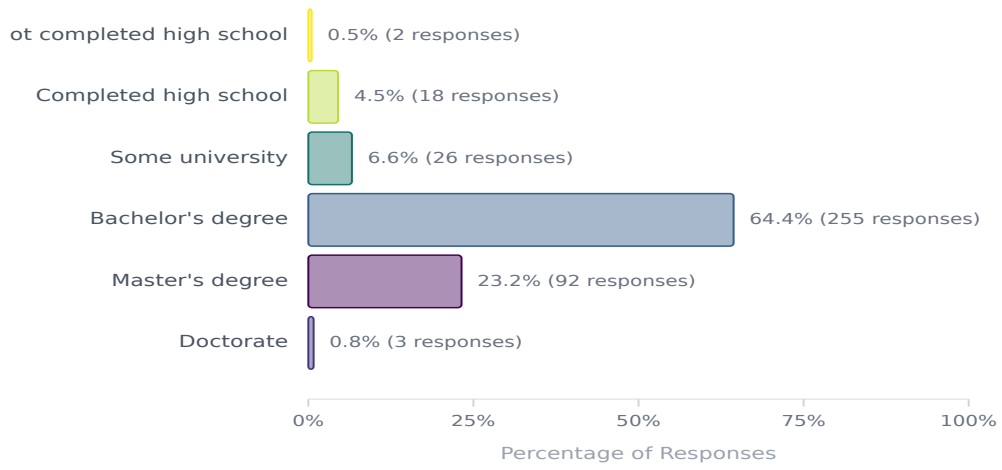


Male (270, 67.8%) Female (128, 32.2%) Other (0, 0.0%)

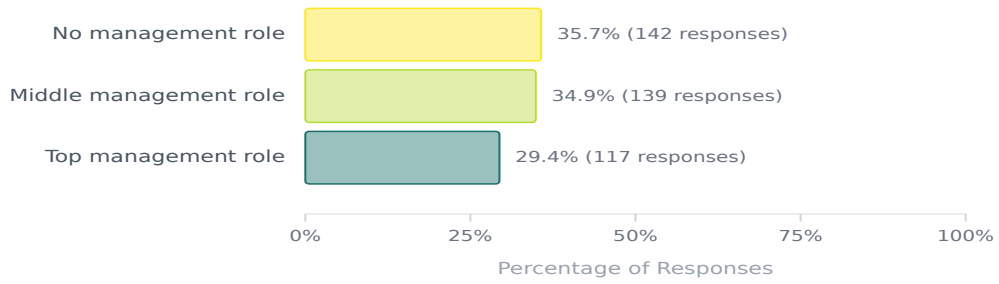
## Age Distribution of Respondents



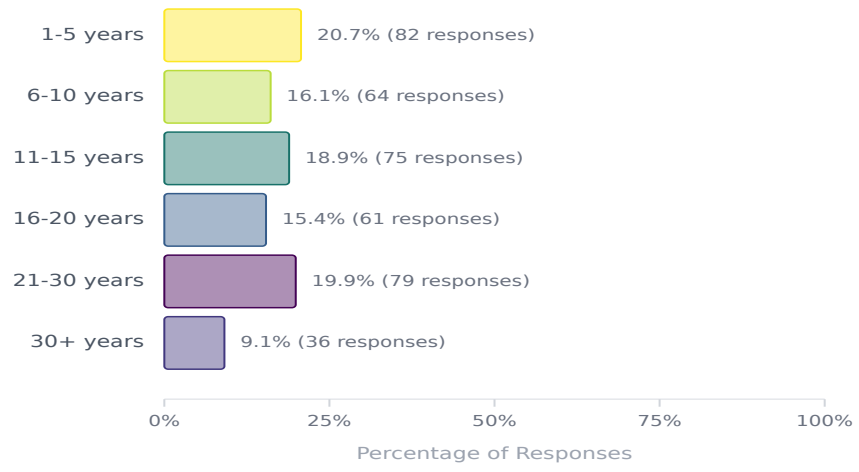
## Education Level of Respondents



## Workplace Position of Respondents



## Years of Experience as Journalist



For more detailed information about the methodology and complete findings, please visit the full country page at: <https://safetyofjournalists.org/index/country/chile>

---

© 2026 - A joint initiative between the University of Liverpool and the Worlds of Journalism Study, in co-operation with UNESCO

For more information, visit [safetyofjournalists.org](https://safetyofjournalists.org)

Document generated automatically on June 7, 2026 at 03:59