

Safety of Journalists Country Report

Costa Rica

Generated on April 2, 2026

Report Authors

Jeannine Relly (*The University of Arizona*)

Professor, School of Journalism, School of Government & Public Policy with courtesy and Director of Global Initiatives, Center for Border & Global Journalism

Celeste González de Bustamante (**University of Texas at Austin, USA**)

Silvia Dal Ben Furtado (**University of Texas at Austin, USA**)

On the whole, journalists in Costa Rica appear to be faring better than their counterparts in most other countries in the Latin American region. There are, however, emerging areas of concern. While this research found that it is not common for journalists to be attacked physically in Costa Rica, nearly half reported that hateful speech toward journalists appears to be a problem. The level of concern about well-being among journalists amid an environment in which the president of the country feels emboldened to verbally attack journalists and the figures reported by Reporters Without Borders and other monitoring organizations point to a decline in press freedoms. These findings should cause concern, given Costa Rica's history of being a leader in press freedom and other civil rights in the region and the world. Given the role of Costa Rica as a safe haven for exiled journalists in the region, it should be noted that diminishing press freedoms could have negative consequences for local as well as exiled journalists. Eroding political and economic conditions in Costa Rica could potentially lead to censorship of critical reporting about the region. Further, the Chaves administration has been found liable in numerous cases at the Constitutional Court for denying access to information to journalists and verbally attacking journalists and media outlets. This administration also has used public funding to foment a network of online influencers and social media accounts that exert pressure on journalists who are critical of the government (Freedom House, 2023; Herrera, 2024). For all these reasons, there is a demonstrated need for continued research about the conditions and the environment for all journalists in Costa Rica.

Safety Index Scores

Overall Safety Score

81.18

Safety Dimensions

Physical Safety

Psychological Safety

90.37

Digital Safety

88.32

69.17

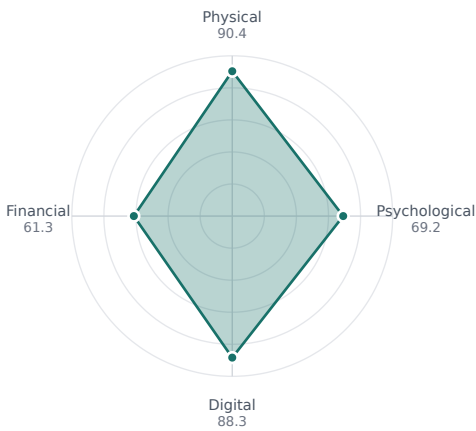
Financial Safety

61.34

Overview

The Safety of Journalists Index provides a comprehensive measurement of journalist safety across four dimensions. The charts below show how Costa Rica performs across each dimension and highlight any gender-based disparities.

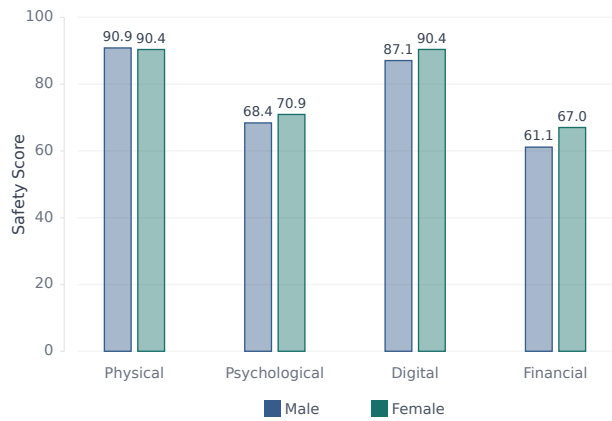
Safety Dimensions Overview



Safety Dimensions

This radar chart displays how the country performs across all four safety dimensions, revealing areas of strength and concern.

Gender Safety Gap by Dimension



Gender Safety Gap

This comparison highlights differences in safety experiences between male and female journalists, revealing potential gender-based disparities.

Physical Safety

The physical dimension carries **50% weight in the safety index**.

0

Journalist Killings

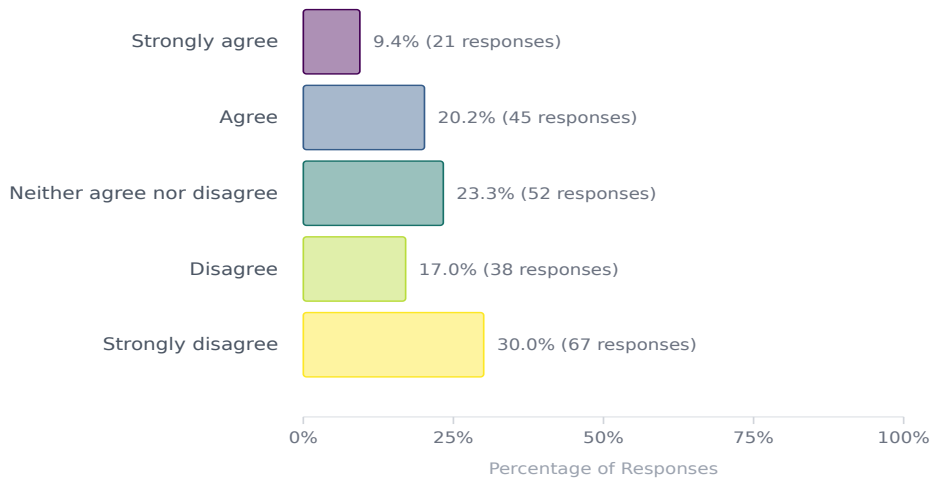
2016-2024

No journalist killings have been recorded in Costa Rica between 2016 and 2024.

Note: This indicator carries 35% of the weight within the physical dimension of the Safety Index, making it the most significant factor in this category.

Data sourced from UNESCO Observatory of Killed Journalists.

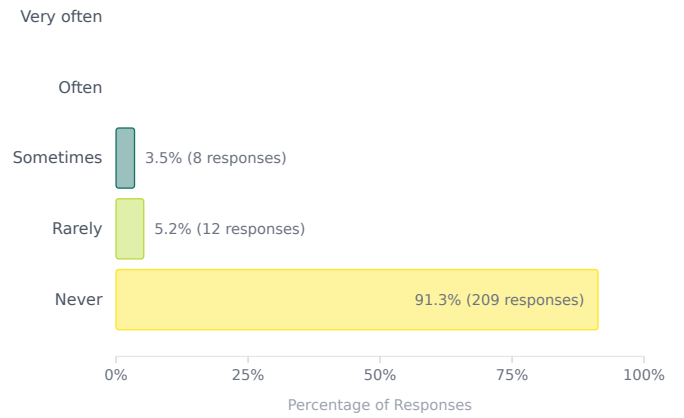
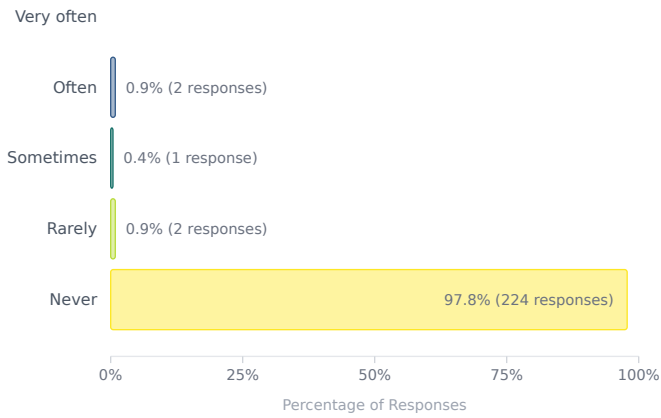
Responses to: "I am concerned about my physical wellbeing" (20% weight in physical dimension)



Responses to: "In the last five years, how often have you experienced any of the following actions related to your work as a journalist?"

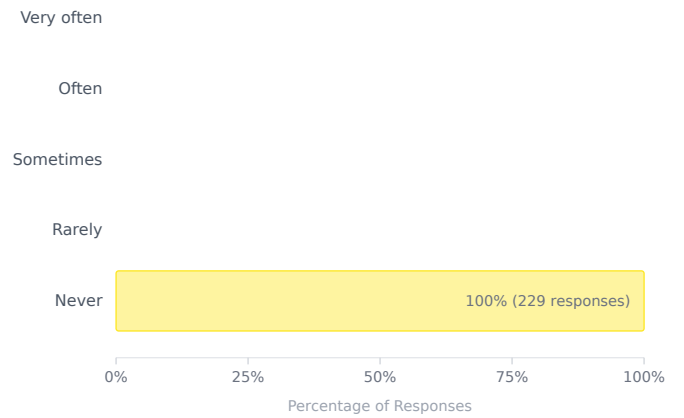
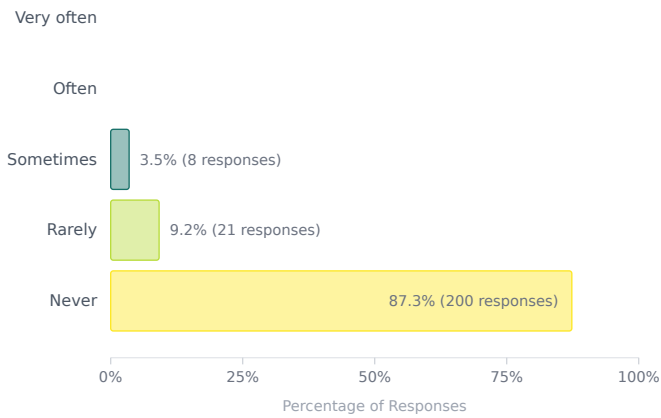
Arrests, detentions or imprisonment (15% weight in physical dimension)

Sexual assault or sexual harassment (15% weight in physical dimension)



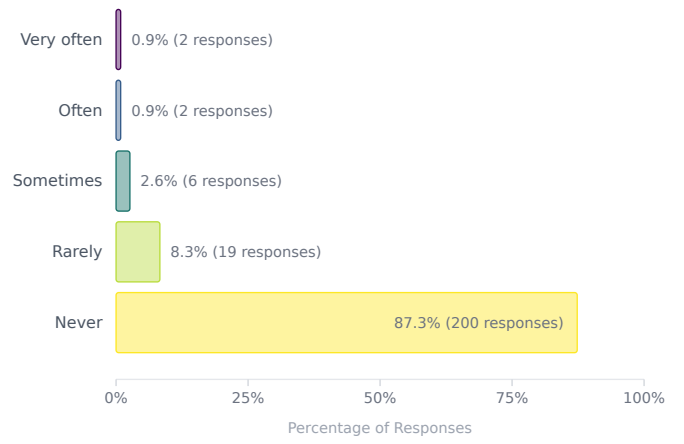
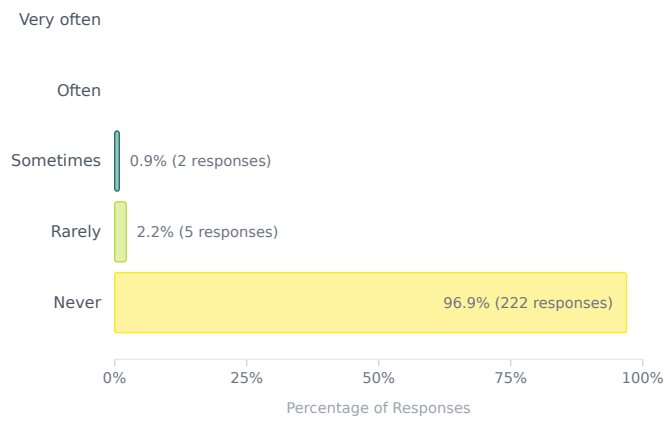
Other physical attacks (15% weight in physical dimension)

Abductions (did not contribute to calculation)



Office raids or seizures or damage of equipment (did not contribute to calculation)

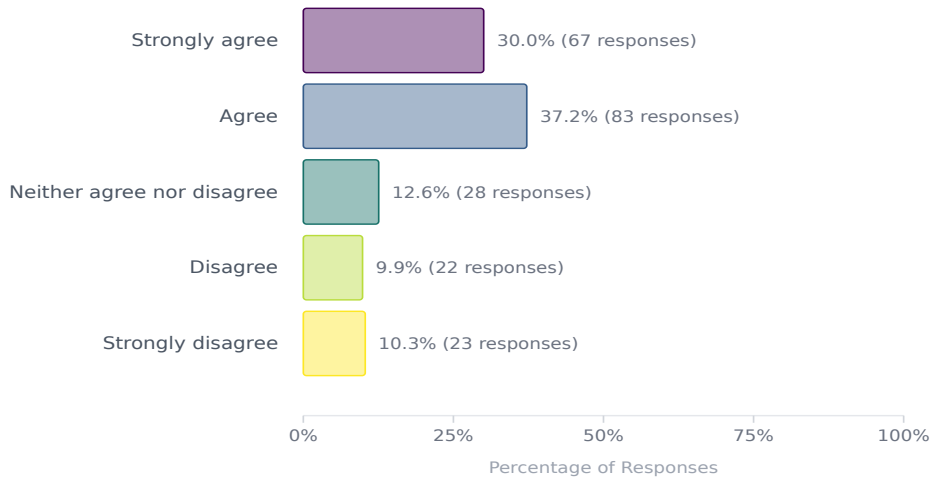
Being required to work in an environment where COVID-19 had easily spread (did not contribute to calculation)



Psychological Safety

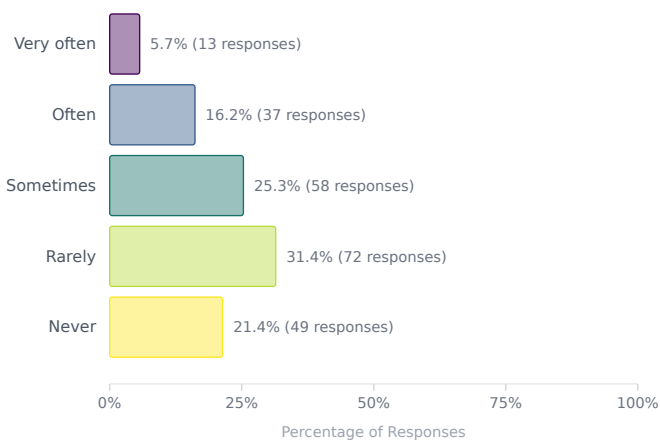
The psychological dimension carries **25% weight in the safety index**.

Responses to: "I am concerned about my emotional wellbeing" (20% weight in psychological dimension)

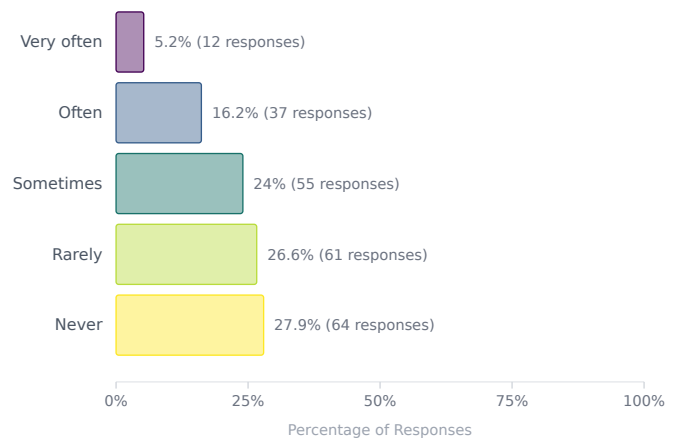


Responses to: "In the last five years, how often have you experienced any of the following actions related to your work as a journalist?"

Demeaning or hateful speech directed at you (16% weight in psychological dimension)



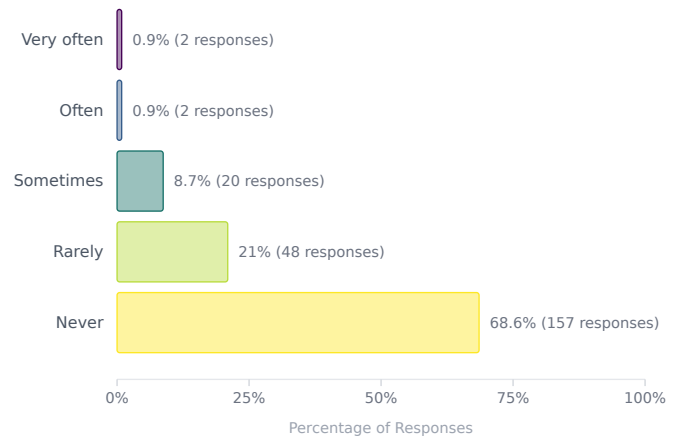
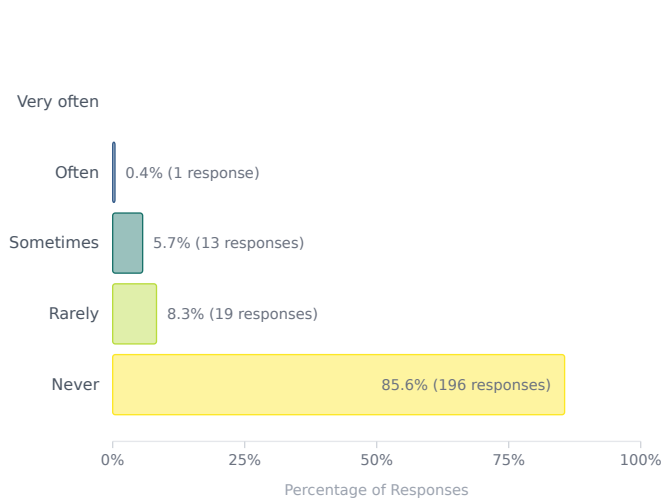
Public discrediting of your work (16% weight in psychological dimension)



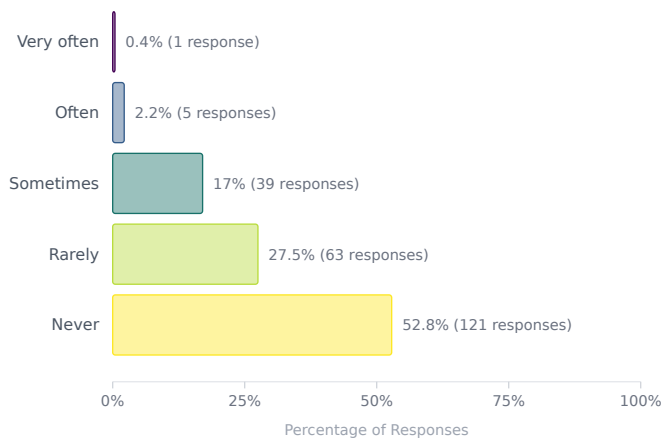
Legal actions against you because of your work (16% weight in psychological dimension)

Stalking (16% weight in psychological dimension)

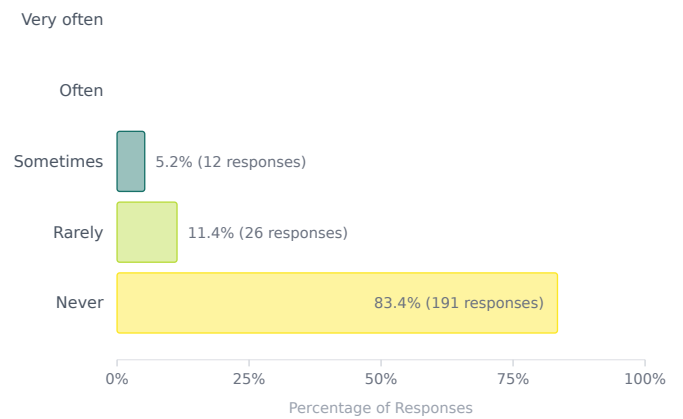
dimension)



Other threats or intimidation directed at you (16% weight in psychological dimension)

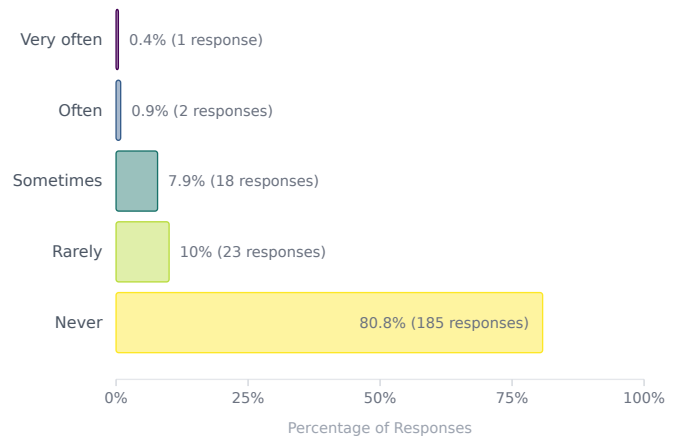
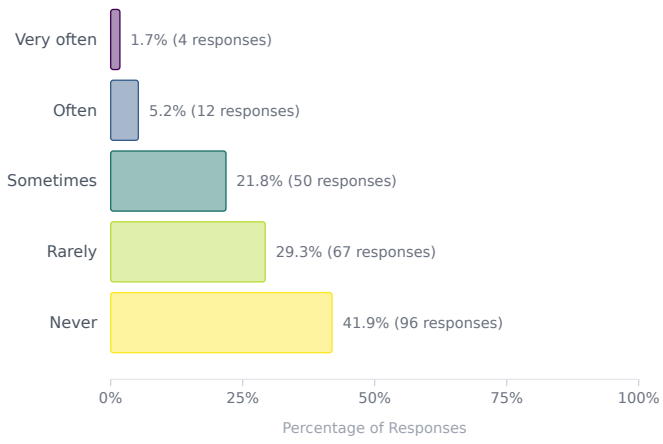


Coercion (did not contribute to calculation)

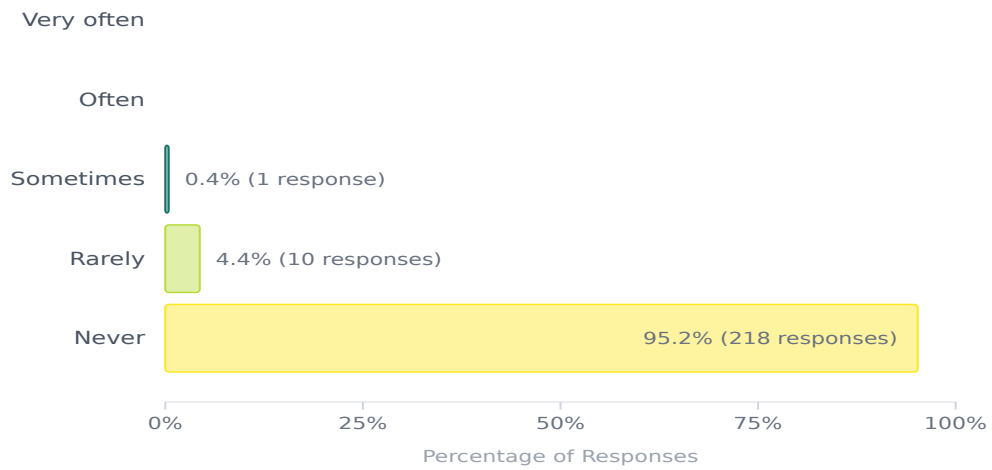


Questioning of your personal morality (did not contribute to calculation)

Workplace bullying (did not contribute to calculation)



Intimidation that targets your family or close associates (did not contribute to calculation)

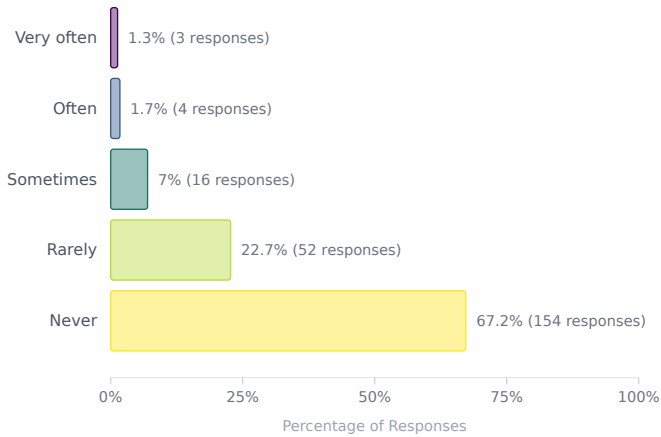


Digital Safety

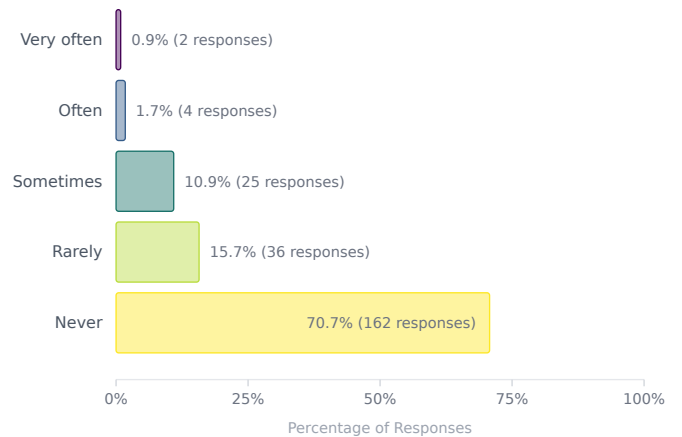
The digital dimension carries **12.5% weight in the safety index.**

Responses to: "In the last five years, how often have you experienced any of the following actions related to your work as a journalist?"

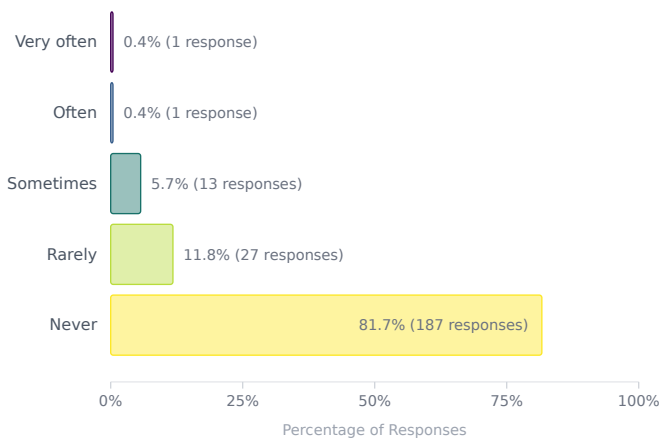
Surveillance (50% weight in digital dimension)



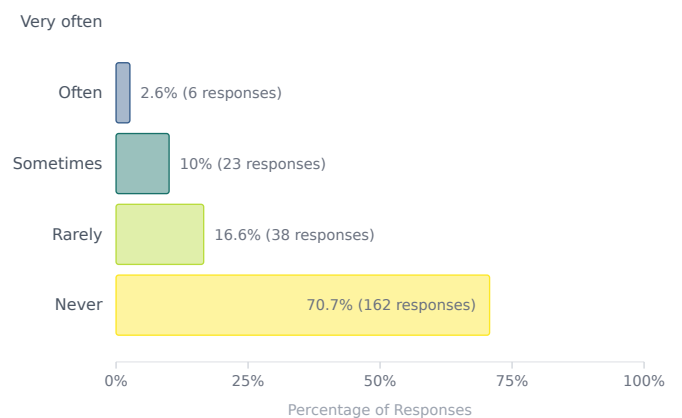
Hacking or blocking of social media accounts or websites (50% weight in digital dimension)



Others using your byline for fabricated or manipulated stories (did not contribute to calculation)



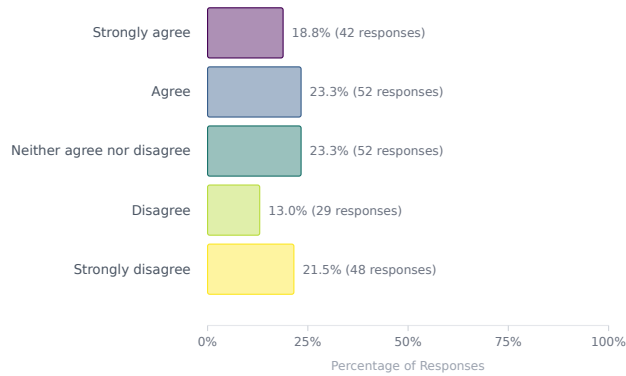
Others disseminating your personal information (did not contribute to calculation)



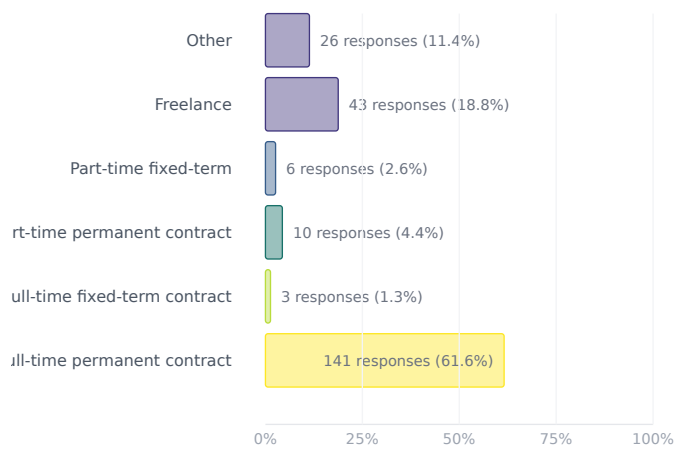
Financial Safety

The financial dimension carries **12.5% weight in the safety index.**

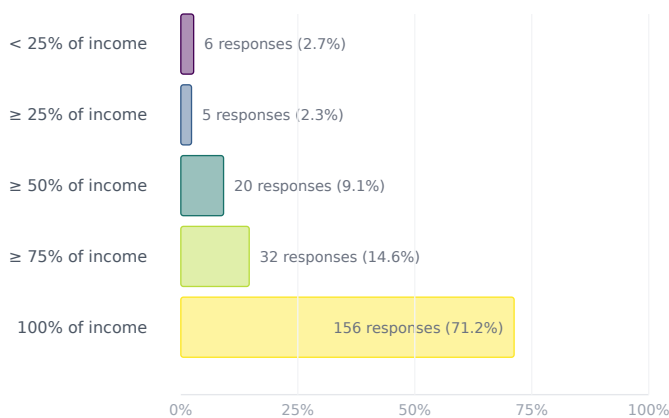
Responses to: "I am worried about losing my job in journalism within the next 12 months" (20% weight in financial dimension)



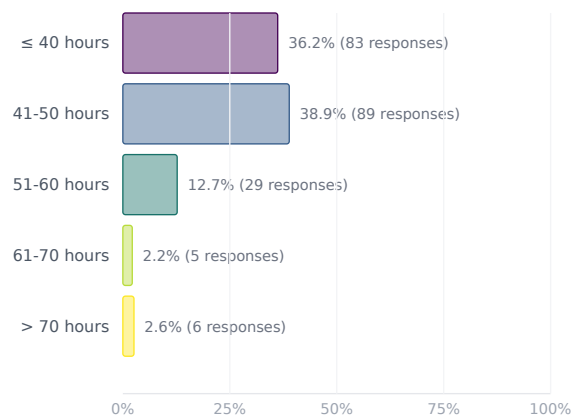
Responses to: "Which of the following categories best describes your current working situation as a journalist?" (20% weight in financial dimension)



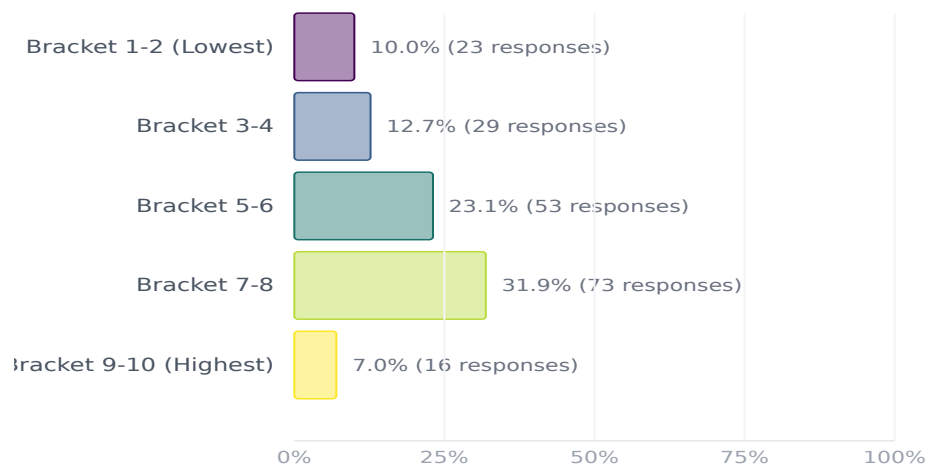
Responses to "Approximately what percentage of your overall work-related income comes from your work as a journalist?" (20% weight in financial dimension)



Responses to: "How many hours a week on average do you work as a journalist?" (20% weight in financial dimension)



Responses to: "In which of the following categories does your salary as a journalist fall?" (20% weight in financial dimension)



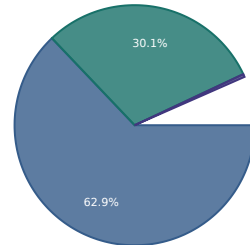
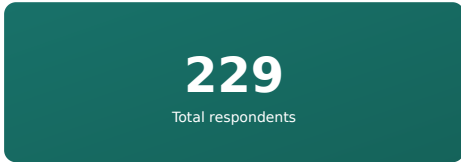
Options are given on a 10-point scale specific to each country.

Demographics

This section contains demographic information about survey respondents from Costa Rica.

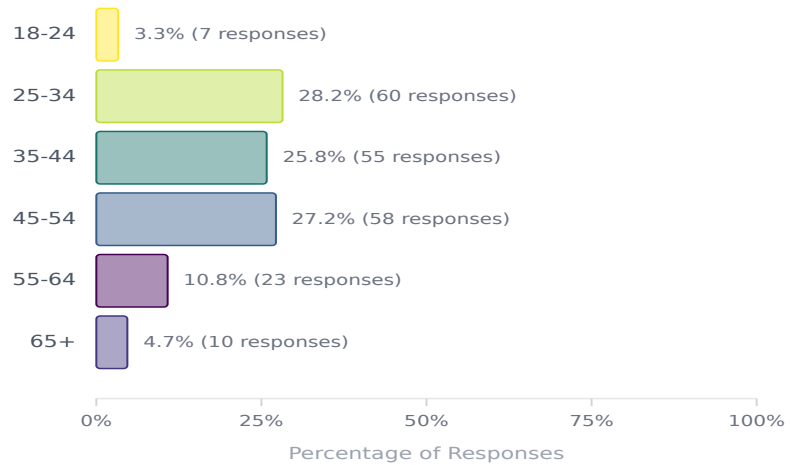
Gender Breakdown of Respondents

Survey Participation

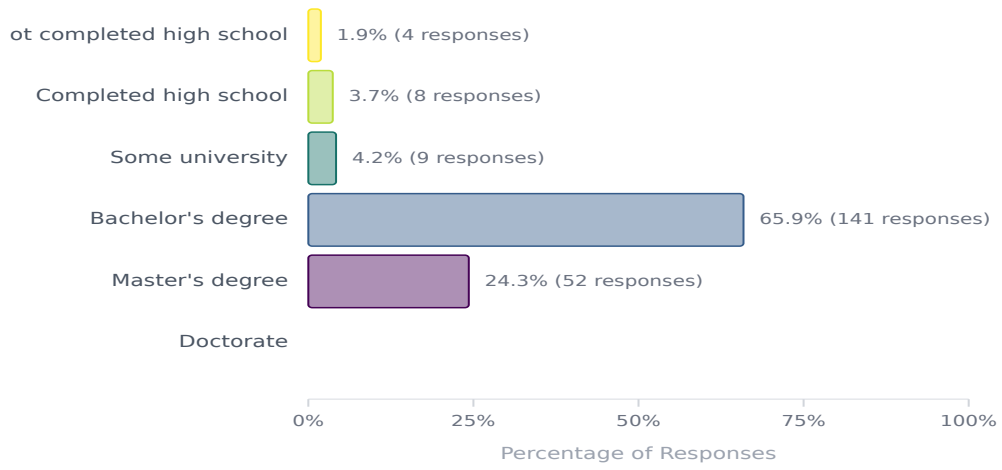


■ Male (144, 62.9%) ■ Female (69, 30.1%) ■ Other (1, 0.4%)

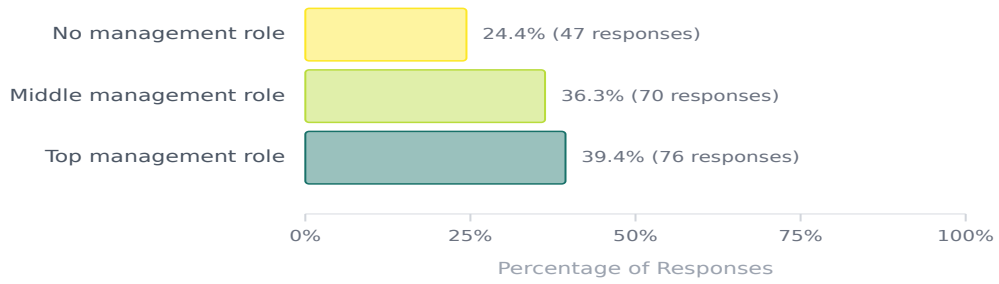
Age Distribution of Respondents



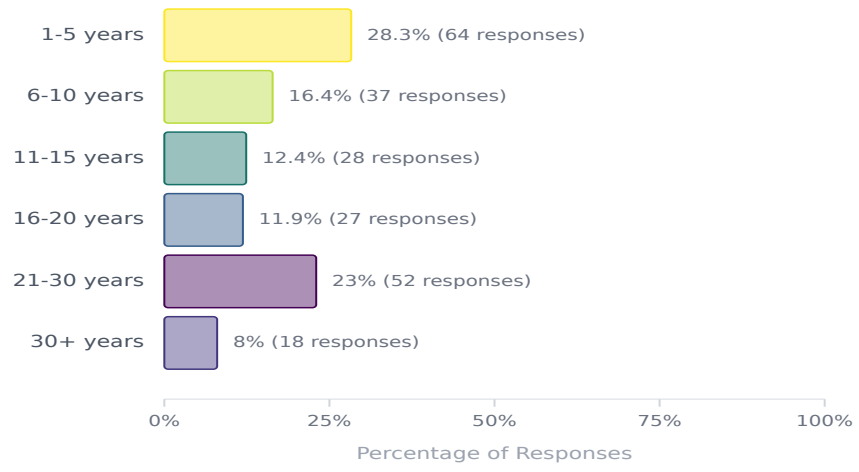
Education Level of Respondents



Workplace Position of Respondents



Years of Experience as Journalist



For more detailed information about the methodology and complete findings, please visit the full country page at: <https://safetyofjournalists.org/index/country/costa-rica>

© 2026 - A joint initiative between the University of Liverpool and the Worlds of Journalism Study, in co-operation with UNESCO

For more information, visit safetyofjournalists.org

Document generated automatically on April 2, 2026 at 04:13