

Safety of Journalists Country Report

Czech Republic

Generated on June 24, 2026

Report Authors

Alice Němcová Tejkalová (Charles University, Czech Republic)

Sandra Lábová (Charles University, Czech Republic)

The Czech Republic is among the safest countries in Europe and the world (Global Peace Index, 2024), and this is also reflected in how journalists measure their safety there. Regarding physical safety, the situation was wilder in the 1990s after the regime change, but in the last two decades, there have been only sporadic cases of journalists being threatened by criminal elements. Journalists quite frequently experience online abuse, but luckily, it does not evolve into digital attacks or real-life threats. However, sexual harassment starts to be more often reported than in the past because people feel more confident to do so and believe it can be solved, not overlooked. Furthermore, also more frequently than in the past, when it was quite a taboo due to the pressure of the almost workaholic nature of the journalistic job, journalists, especially the younger generation, speak about being burnt out or at least having psychological issues. They connect it to the budget costs in the media, resulting in fewer people who should cover a tremendous amount of the events due to the never-ending demands of online media. The journalists also have low average wages that do not cover middle-class life expenses, and more precarious forms of employment. Even though we can witness the increase in salaries from the WJS 2 data collection, it is not quick enough to keep pace with steeply increasing rent and food prices.

Safety Index Scores

Overall Safety Score

88.54

Safety Dimensions

Physical Safety

97.27

Psychological Safety

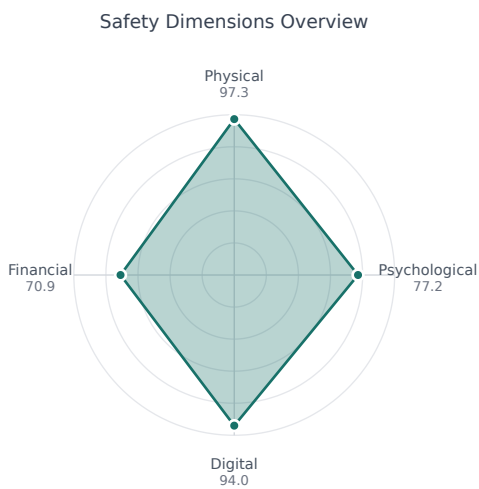
77.17

Digital Safety

Financial Safety

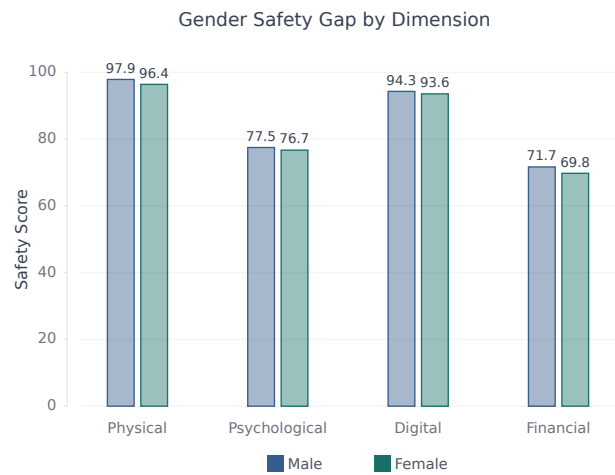
Overview

The Safety of Journalists Index provides a comprehensive measurement of journalist safety across four dimensions. The charts below show how Czech Republic performs across each dimension and highlight any gender-based disparities.



Safety Dimensions

This radar chart displays how the country performs across all four safety dimensions, revealing areas of strength and concern.



Gender Safety Gap

This comparison highlights differences in safety experiences between male and female journalists, revealing potential gender-based disparities.

Physical Safety

The physical dimension carries **50% weight in the safety index**.

0

Journalist Killings

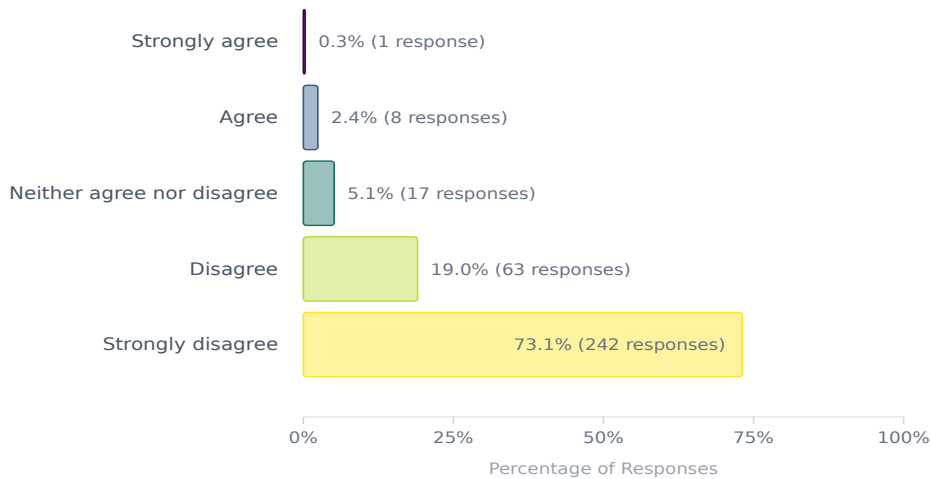
2016-2024

No journalist killings have been recorded in Czech Republic between 2016 and 2024.

Note: This indicator carries 35% of the weight within the physical dimension of the Safety Index, making it the most significant factor in this category.

Data sourced from UNESCO Observatory of Killed Journalists.

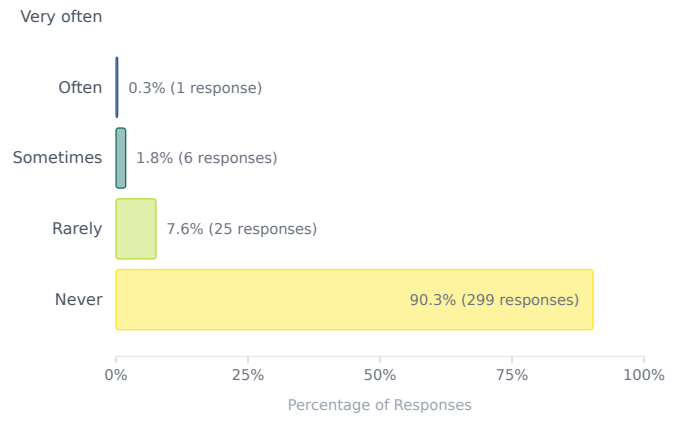
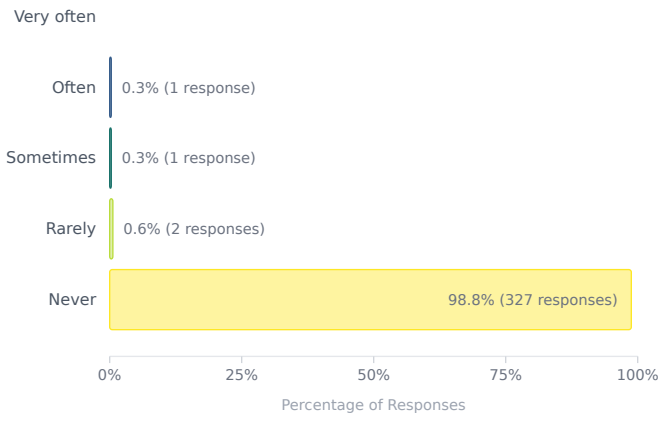
Responses to: "I am concerned about my physical wellbeing" (20% weight in physical dimension)



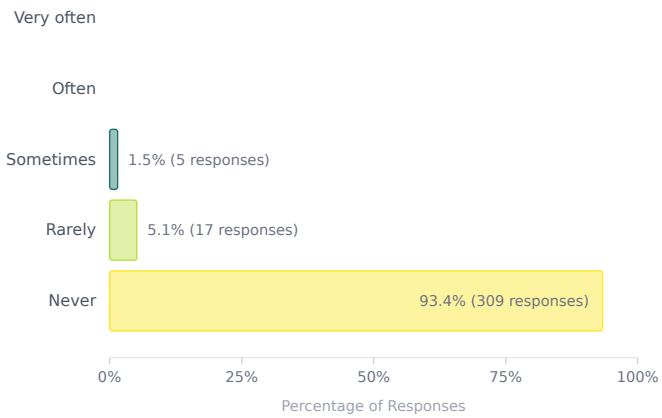
Responses to: "In the last five years, how often have you experienced any of the following actions related to your work as a journalist?"

Arrests, detentions or imprisonment (15% weight in physical dimension)

Sexual assault or sexual harassment (15% weight in physical dimension)



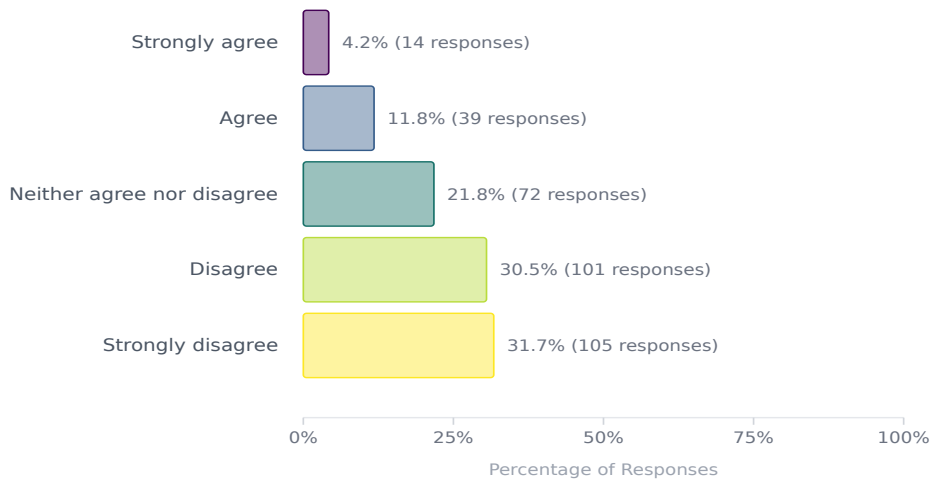
Other physical attacks (15% weight in physical dimension)



Psychological Safety

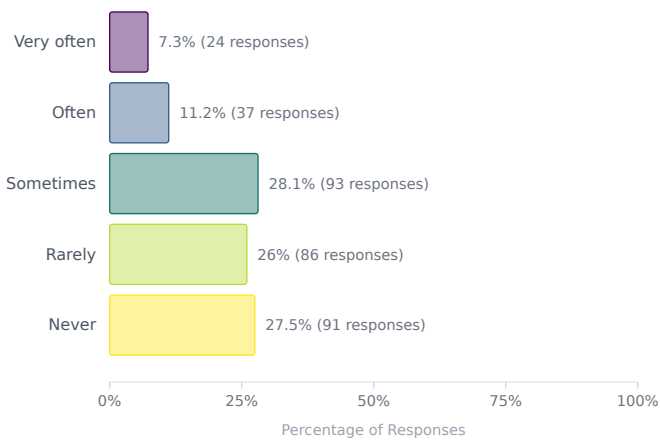
The psychological dimension carries **25% weight in the safety index**.

Responses to: "I am concerned about my emotional wellbeing" (20% weight in psychological dimension)

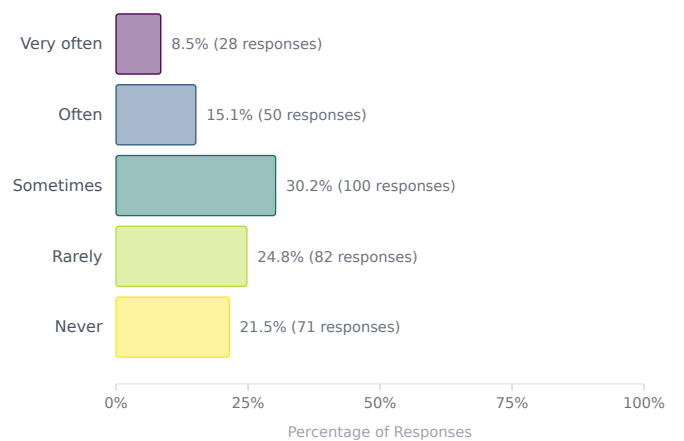


Responses to: "In the last five years, how often have you experienced any of the following actions related to your work as a journalist?"

Demeaning or hateful speech directed at you (16% weight in psychological dimension)



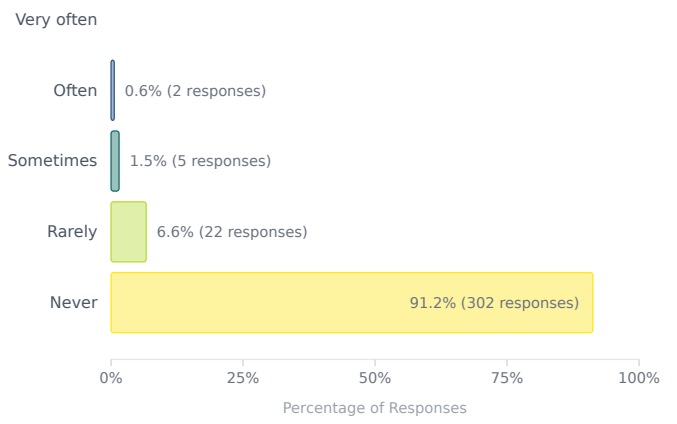
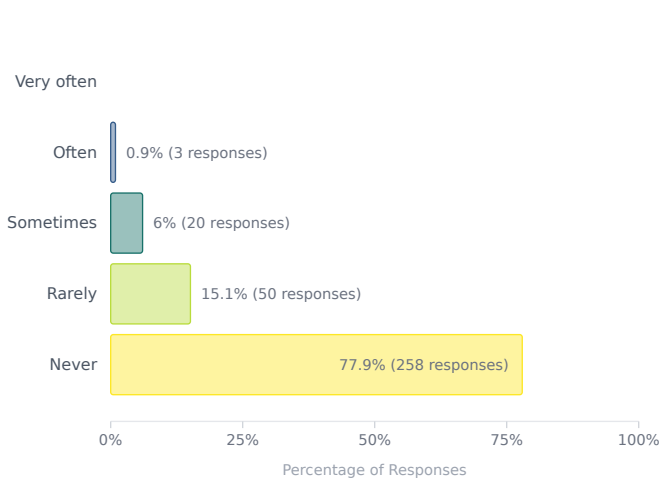
Public discrediting of your work (16% weight in psychological dimension)



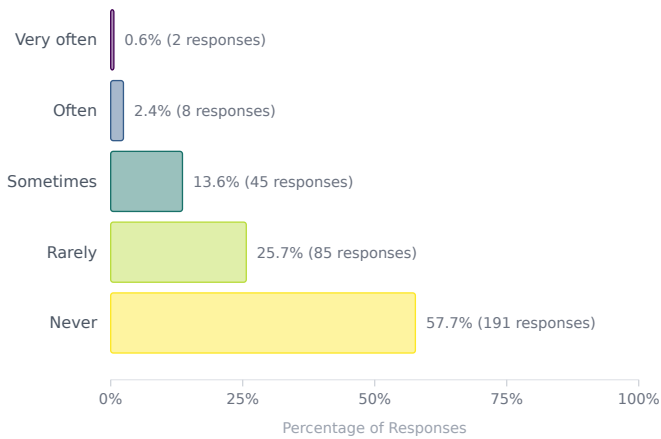
Legal actions against you because of your work (16% weight in psychological dimension)

Stalking (16% weight in psychological dimension)

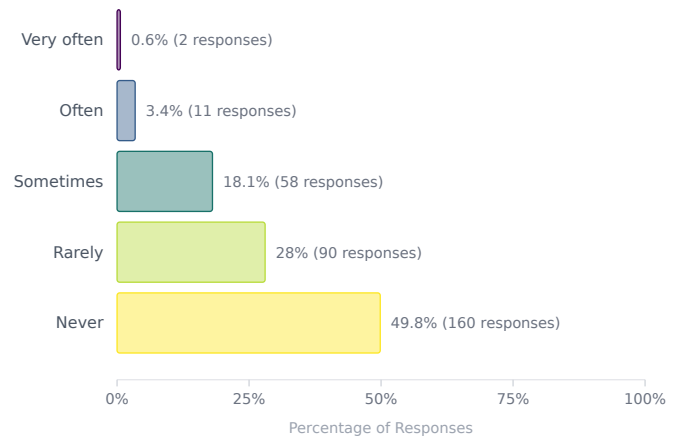
dimension)



Other threats or intimidation directed at you (16% weight in psychological dimension)

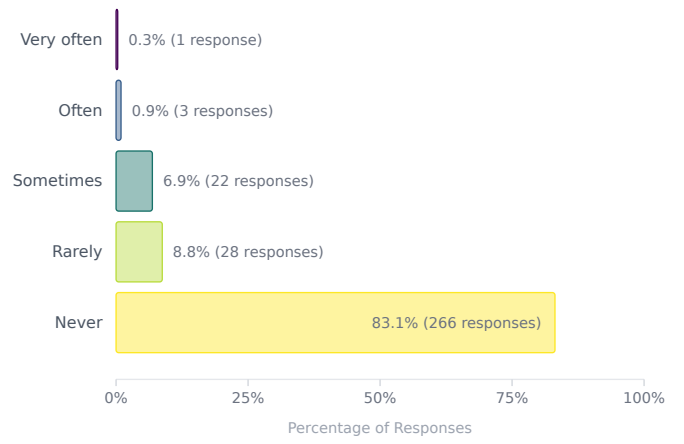
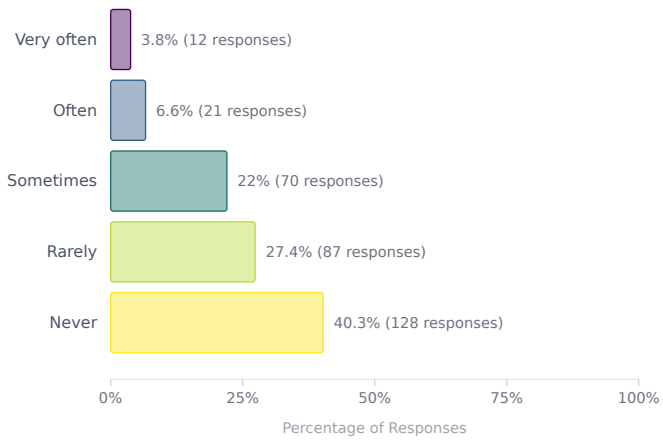


Coercion (did not contribute to calculation)

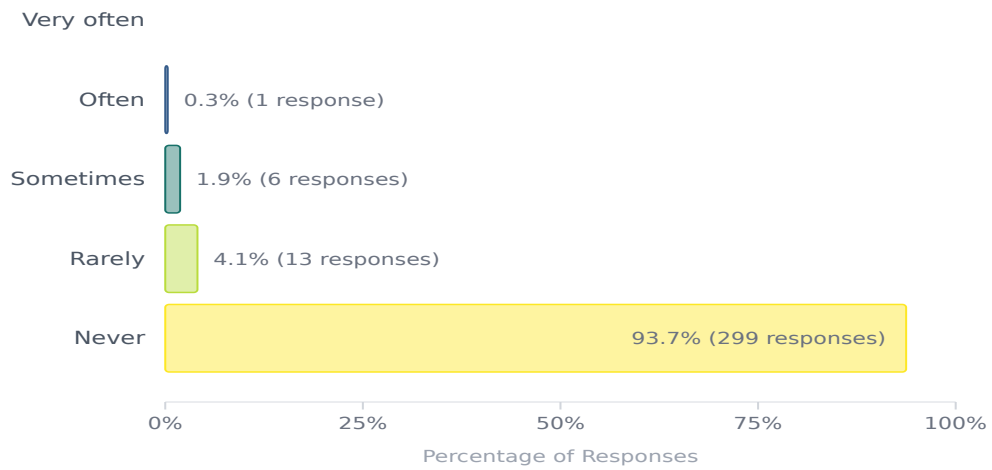


Questioning of your personal morality (did not contribute to calculation)

Workplace bullying (did not contribute to calculation)



Intimidation that targets your family or close associates (did not contribute to calculation)

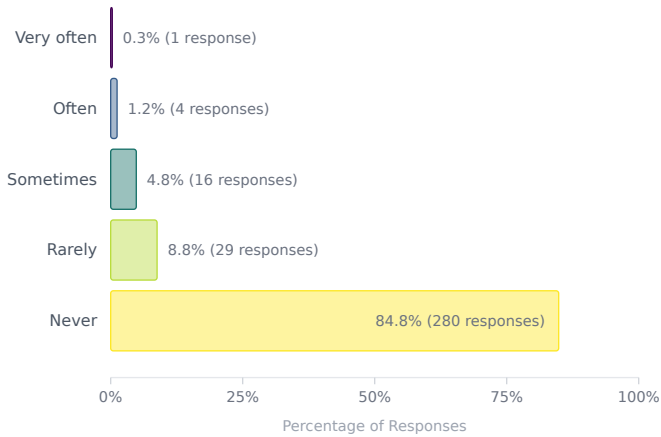


Digital Safety

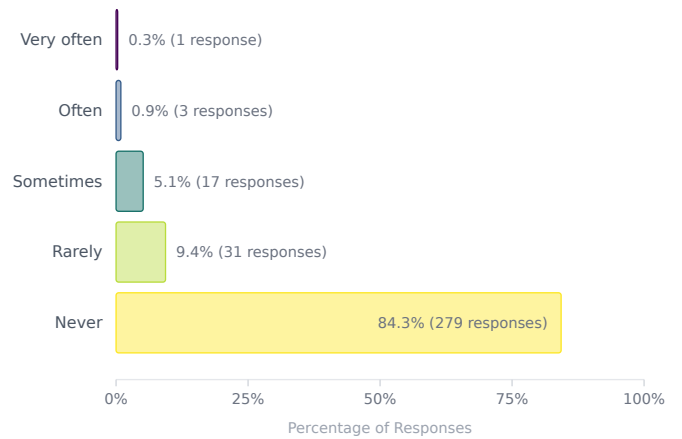
The digital dimension carries **12.5% weight in the safety index.**

Responses to: "In the last five years, how often have you experienced any of the following actions related to your work as a journalist?"

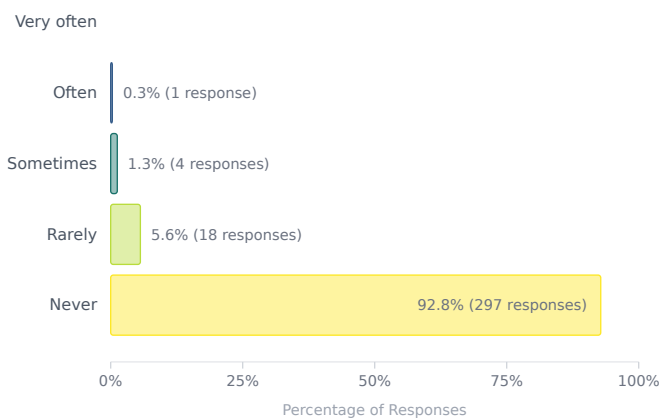
Surveillance (50% weight in digital dimension)



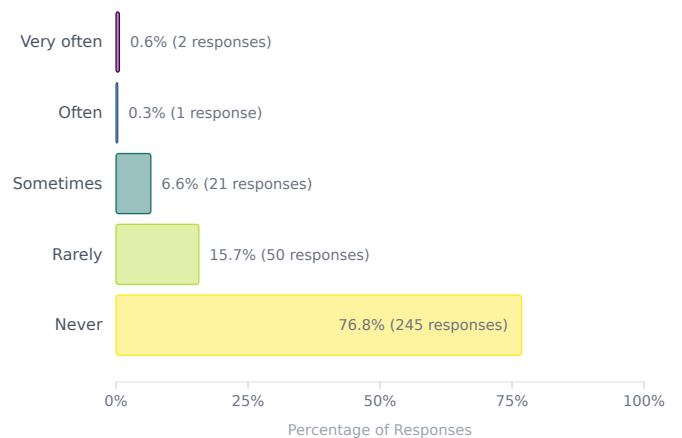
Hacking or blocking of social media accounts or websites (50% weight in digital dimension)



Others using your byline for fabricated or manipulated stories (did not contribute to calculation)



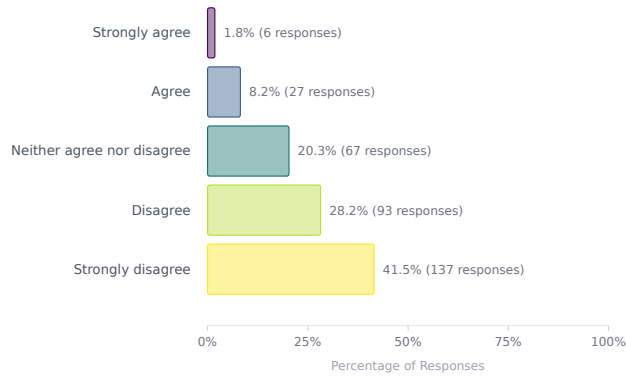
Others disseminating your personal information (did not contribute to calculation)



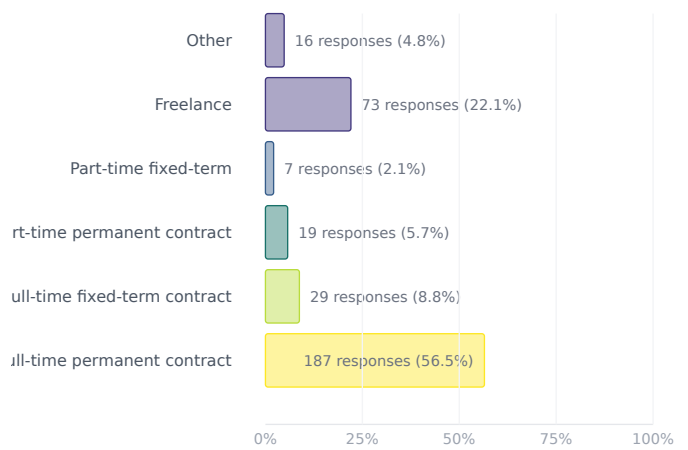
Financial Safety

The financial dimension carries **12.5% weight in the safety index.**

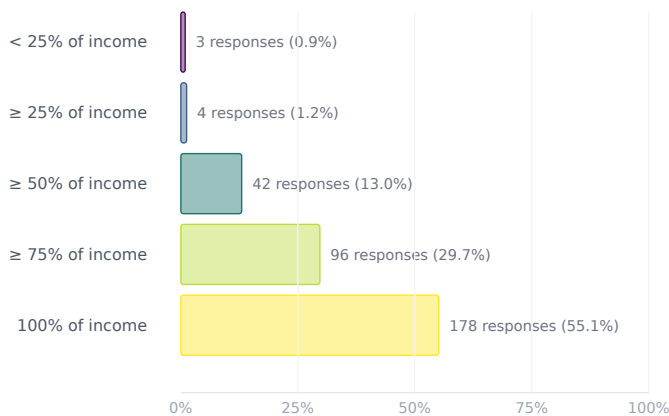
Responses to: "I am worried about losing my job in journalism within the next 12 months" (20% weight in financial dimension)



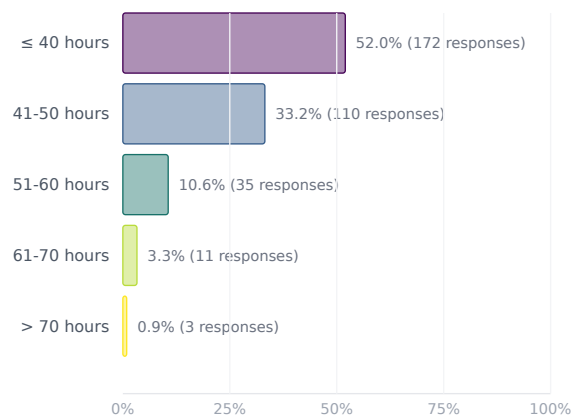
Responses to: "Which of the following categories best describes your current working situation as a journalist?" (20% weight in financial dimension)



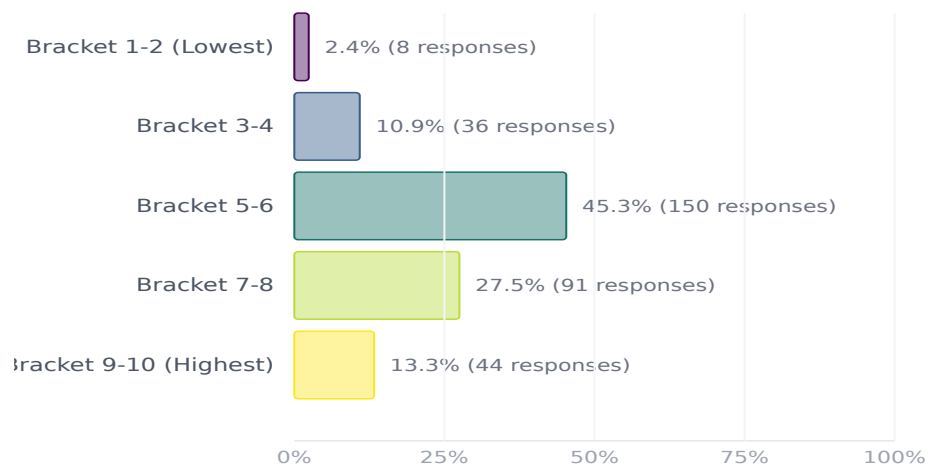
Responses to "Approximately what percentage of your overall work-related income comes from your work as a journalist?" (20% weight in financial dimension)



Responses to: "How many hours a week on average do you work as a journalist?" (20% weight in financial dimension)



Responses to: "In which of the following categories does your salary as a journalist fall?" (20% weight in financial dimension)



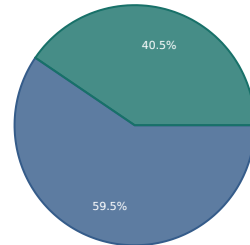
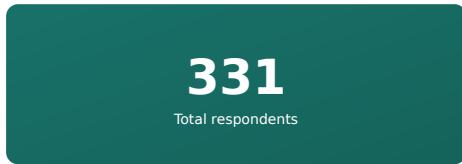
Options are given on a 10-point scale specific to each country.

Demographics

This section contains demographic information about survey respondents from Czech Republic.

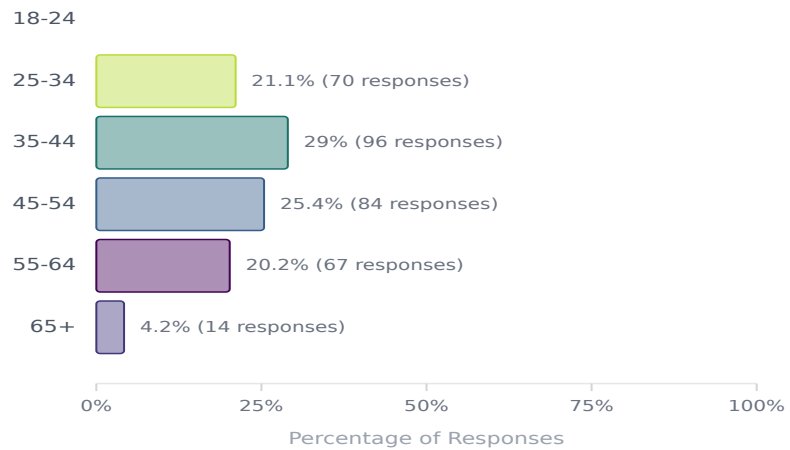
Gender Breakdown of Respondents

Survey Participation

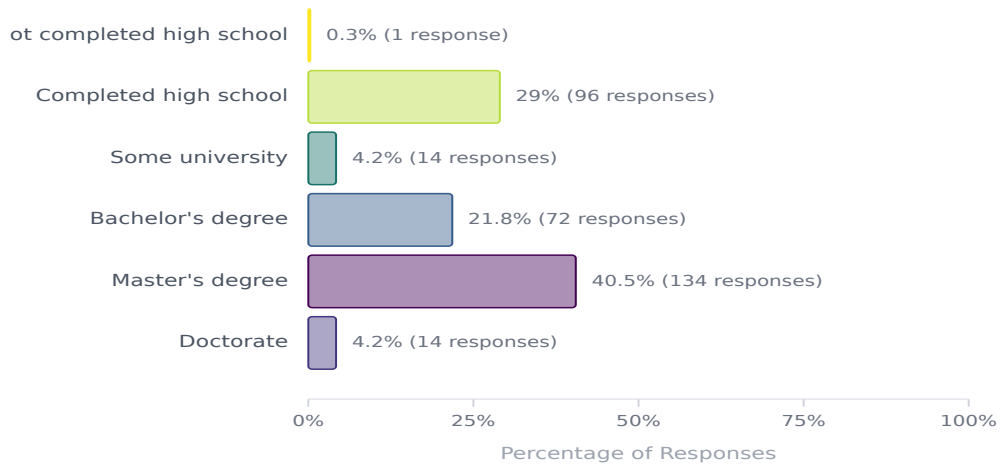


■ Male (197, 59.5%) ■ Female (134, 40.5%) ■ Other (0, 0.0%)

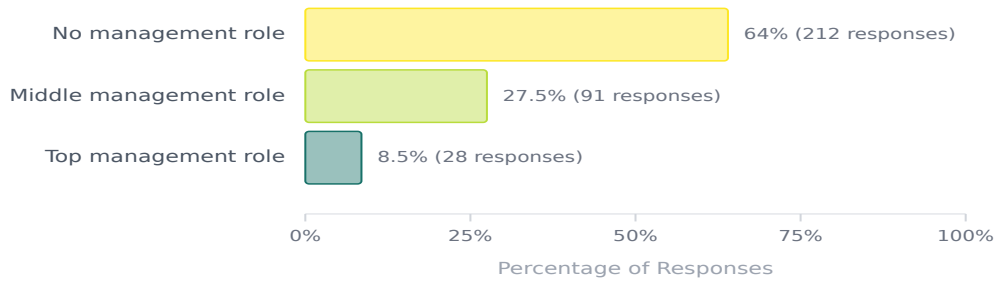
Age Distribution of Respondents



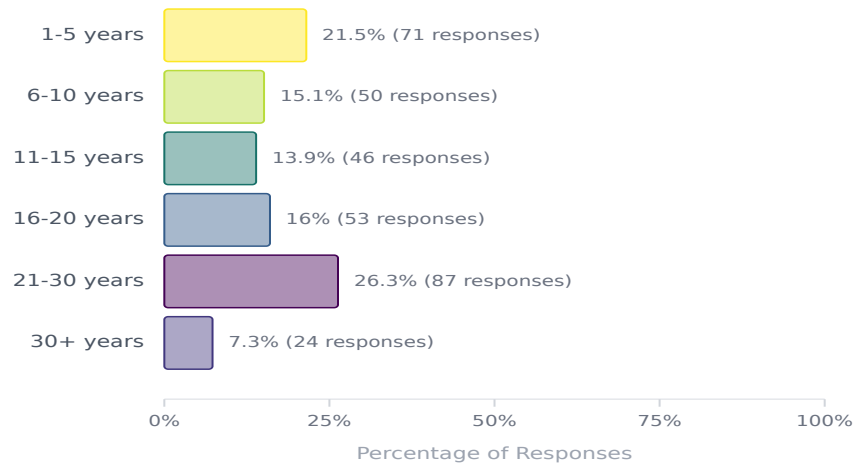
Education Level of Respondents



Workplace Position of Respondents



Years of Experience as Journalist



For more detailed information about the methodology and complete findings, please visit the full country page at: <https://safetyofjournalists.org/index/country/czech-republic>

© 2026 - A joint initiative between the University of Liverpool and the Worlds of Journalism Study, in co-operation with UNESCO

For more information, visit safetyofjournalists.org

Document generated automatically on June 24, 2026 at 03:23