

# Safety of Journalists Country Report

## Denmark

Generated on June 9, 2026

### Report Authors

Arjen van Dalen (University of Southern Denmark, Denmark)

Denmark's ranking reaffirms the findings of other organizations, such as the World Press Freedom Index by Reporters Without Borders, which consistently places Denmark among the countries with the highest levels of press freedom. The vast majority of respondents reported never experiencing physical attacks, arrests, surveillance, or legal actions. The country also scores highly on digital safety. Its high level of democratic freedom, strong public service tradition, robust unions, and high levels of public trust in the media likely contribute to this top ranking compared to other countries worldwide. However, it's important to note that these scores reflect the general experiences of the journalism population as a whole. Beneath this overall positive ranking, there are specific issues that should not be overlooked when discussing the safety of Danish journalists. Over the past decade, Danish women have spoken out publicly about sexual harassment within the media industry. The country also witnessed the tragic murder of journalist Kim Wall in 2017, and more recently, a former minister and an intelligence official have been charged with leaking state secrets to journalists, putting the relation between journalists and sources under pressure. Financial uncertainty, mental wellbeing, and exposure to hate speech remain areas of concern regarding the safety of journalists in Denmark. While Denmark is considered one of the safest countries in the world in terms of financial security for journalists, this does not mean financial concerns are absent. More than 30% of respondents expressed worries about job security and financial stability. Similarly, nearly 30% voiced concerns about their mental wellbeing. This is accompanied by a significant share of journalists who have experienced intimidation, public discrediting, and hate speech.

### Safety Index Scores

#### Overall Safety Score

**81.34**

### Safety Dimensions

#### Physical Safety

**82.81**

#### Psychological Safety

**79.05**

Digital Safety

90.28

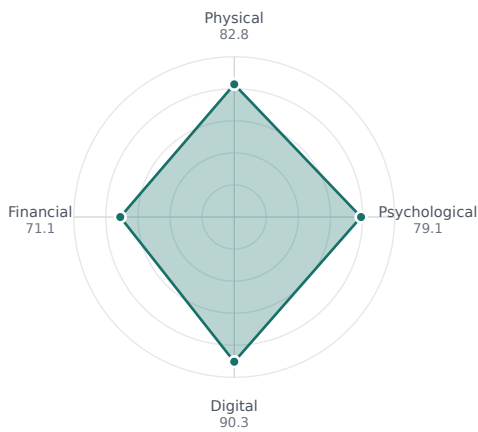
Financial Safety

71.06

## Overview

The Safety of Journalists Index provides a comprehensive measurement of journalist safety across four dimensions. The charts below show how Denmark performs across each dimension and highlight any gender-based disparities.

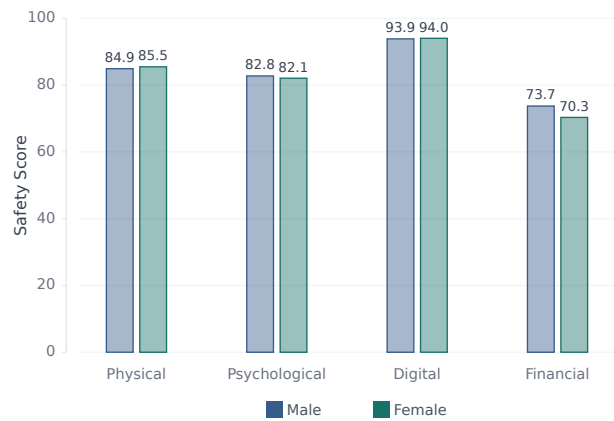
Safety Dimensions Overview



Safety Dimensions

This radar chart displays how the country performs across all four safety dimensions, revealing areas of strength and concern.

Gender Safety Gap by Dimension



Gender Safety Gap

This comparison highlights differences in safety experiences between male and female journalists, revealing potential gender-based disparities.

## Physical Safety

The physical dimension carries **50% weight in the safety index**.

# 0

### Journalist Killings

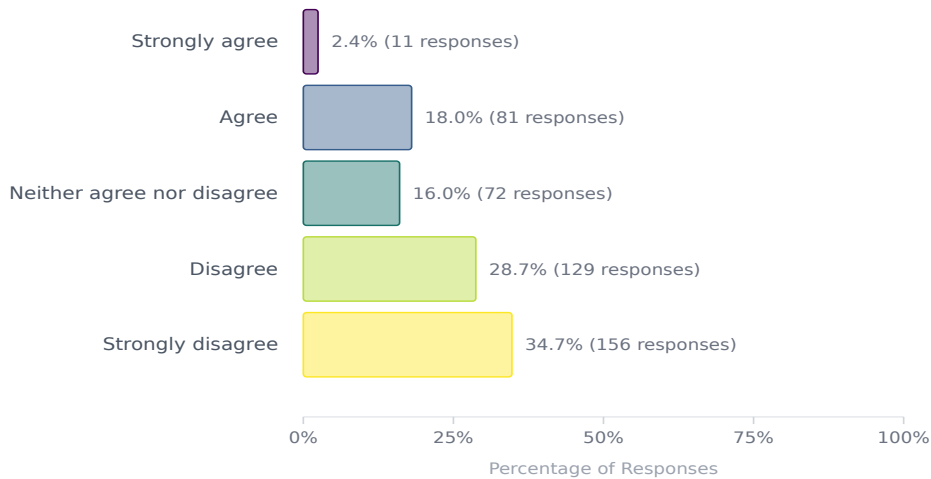
2016-2024

**No journalist killings have been recorded in Denmark between 2016 and 2024.**

**Note:** This indicator carries 35% of the weight within the physical dimension of the Safety Index, making it the most significant factor in this category.

Data sourced from UNESCO Observatory of Killed Journalists.

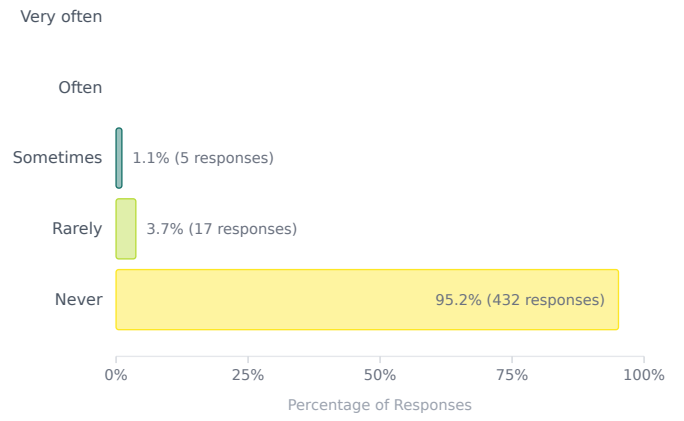
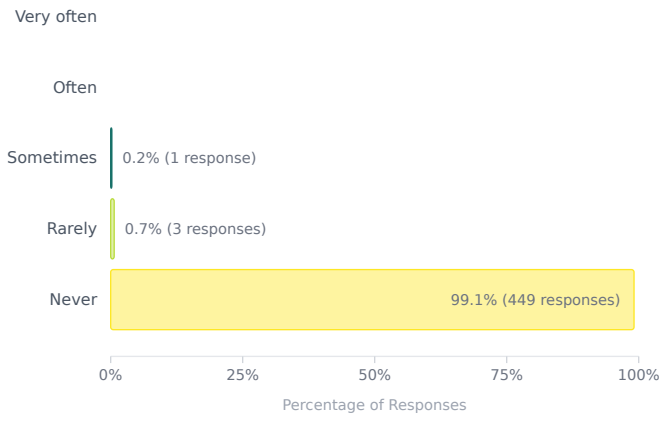
## Responses to: "I am concerned about my physical wellbeing" (20% weight in physical dimension)



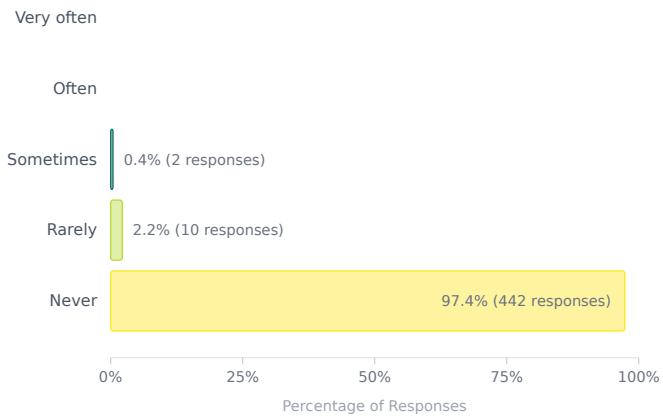
## Responses to: "In the last five years, how often have you experienced any of the following actions related to your work as a journalist?"

**Arrests, detentions or imprisonment (15% weight in physical dimension)**

**Sexual assault or sexual harassment (15% weight in physical dimension)**



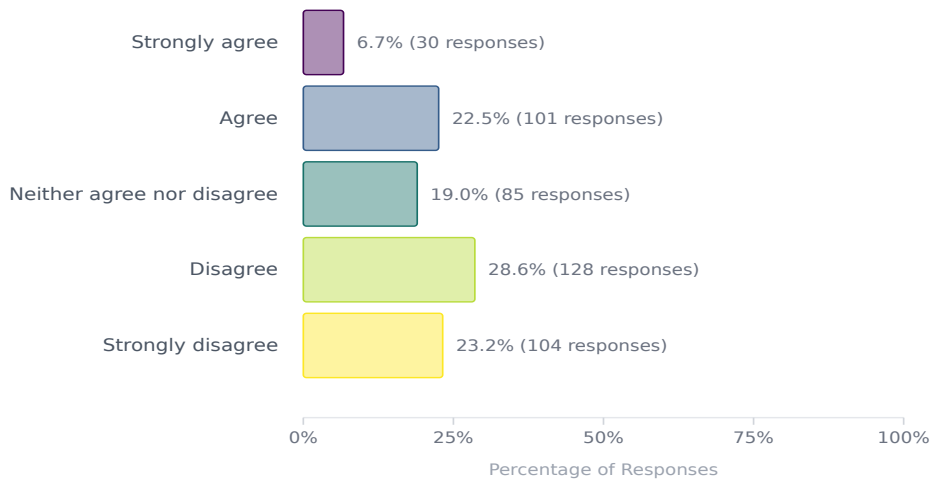
**Other physical attacks (15% weight in physical dimension)**



# Psychological Safety

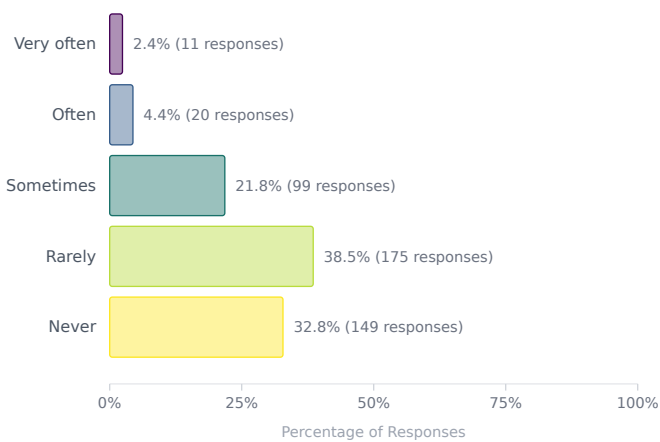
The psychological dimension carries **25% weight in the safety index**.

## Responses to: "I am concerned about my emotional wellbeing" (20% weight in psychological dimension)

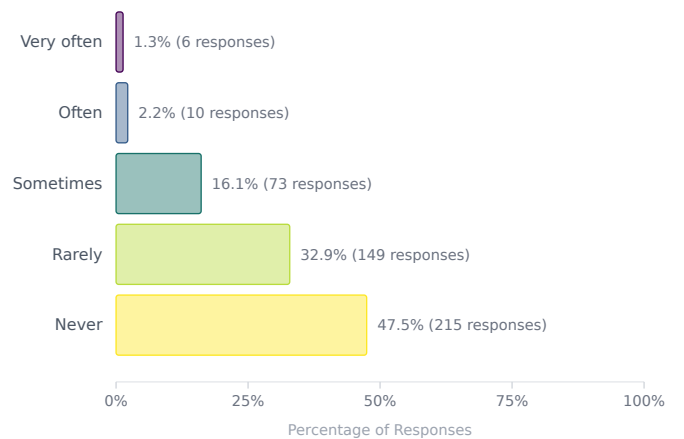


## Responses to: "In the last five years, how often have you experienced any of the following actions related to your work as a journalist?"

### Demeaning or hateful speech directed at you (16% weight in psychological dimension)



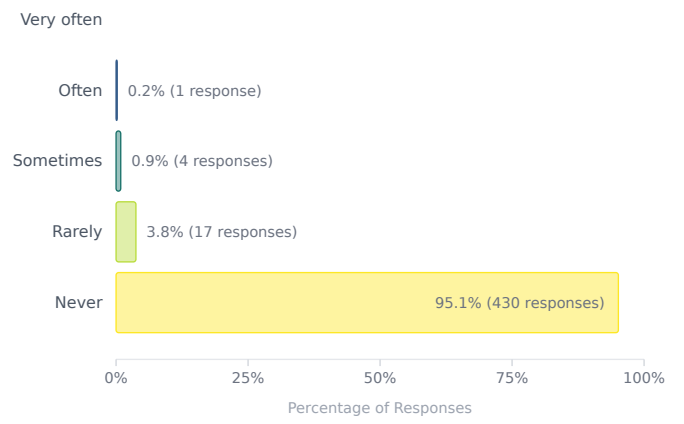
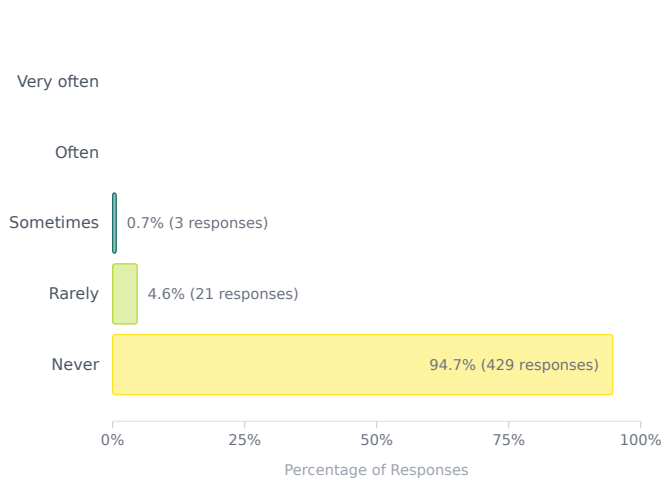
### Public discrediting of your work (16% weight in psychological dimension)



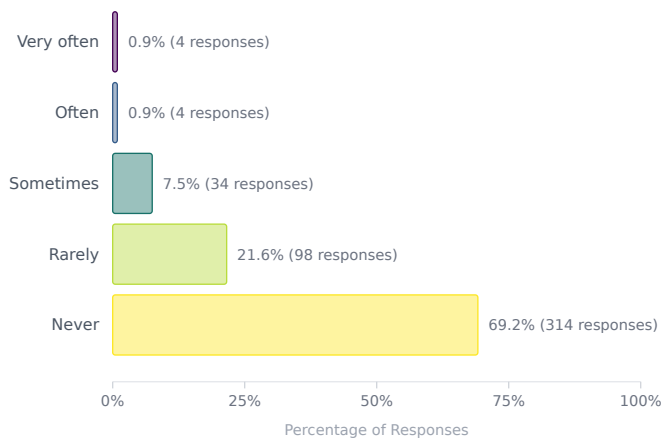
### Legal actions against you because of your work (16% weight in psychological dimension)

### Stalking (16% weight in psychological dimension)

## dimension)



## Other threats or intimidation directed at you (16% weight in psychological dimension)

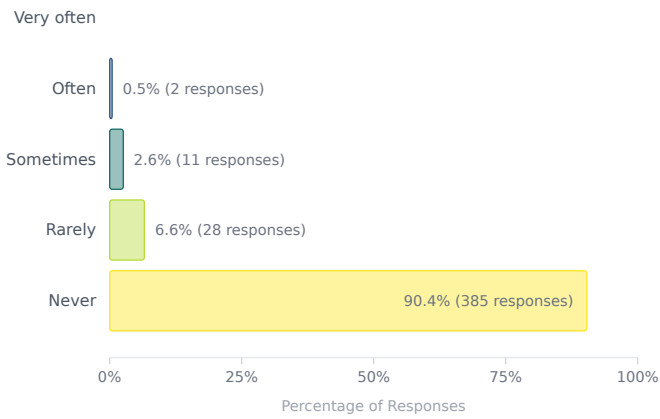


# Digital Safety

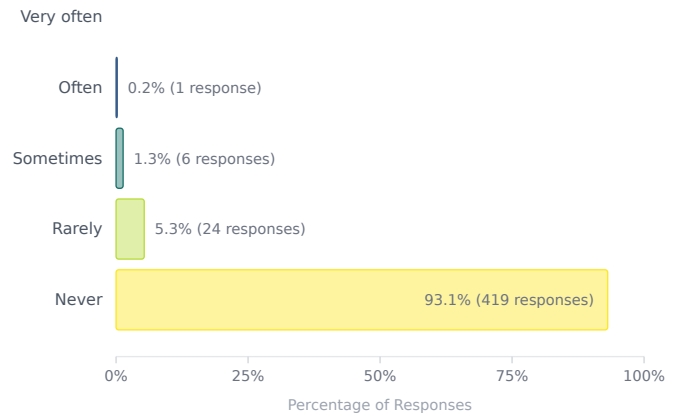
The digital dimension carries **12.5% weight in the safety index.**

**Responses to: "In the last five years, how often have you experienced any of the following actions related to your work as a journalist?"**

## Surveillance (50% weight in digital dimension)



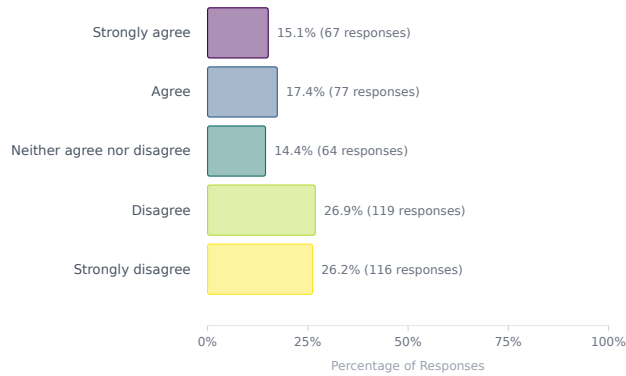
## Hacking or blocking of social media accounts or websites (50% weight in digital dimension)



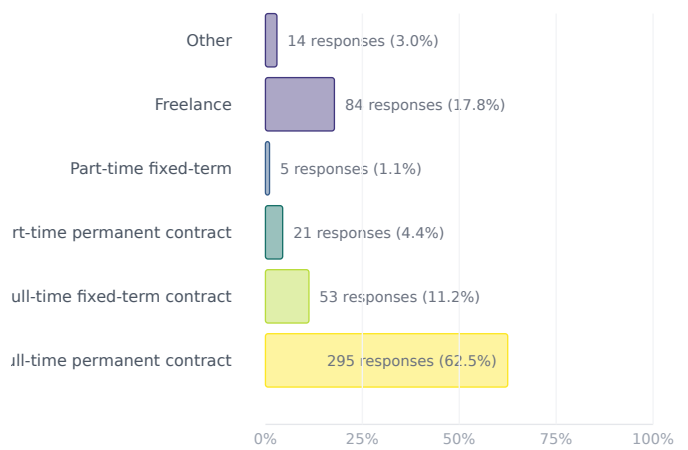
# Financial Safety

The financial dimension carries **12.5% weight in the safety index.**

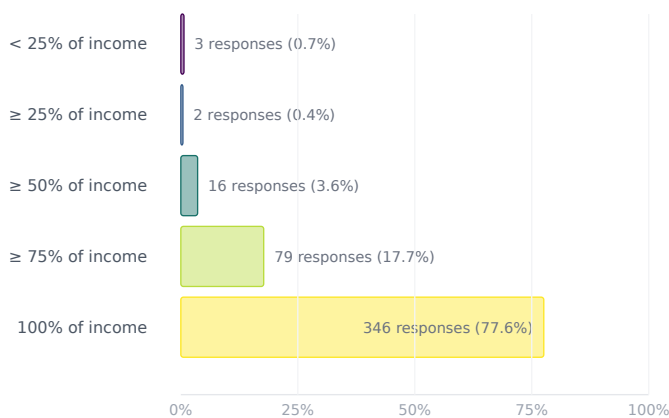
## Responses to: "I am worried about losing my job in journalism within the next 12 months" (20% weight in financial dimension)



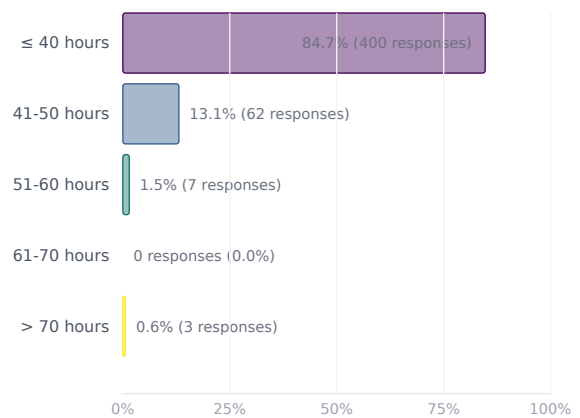
## Responses to: "Which of the following categories best describes your current working situation as a journalist?" (20% weight in financial dimension)



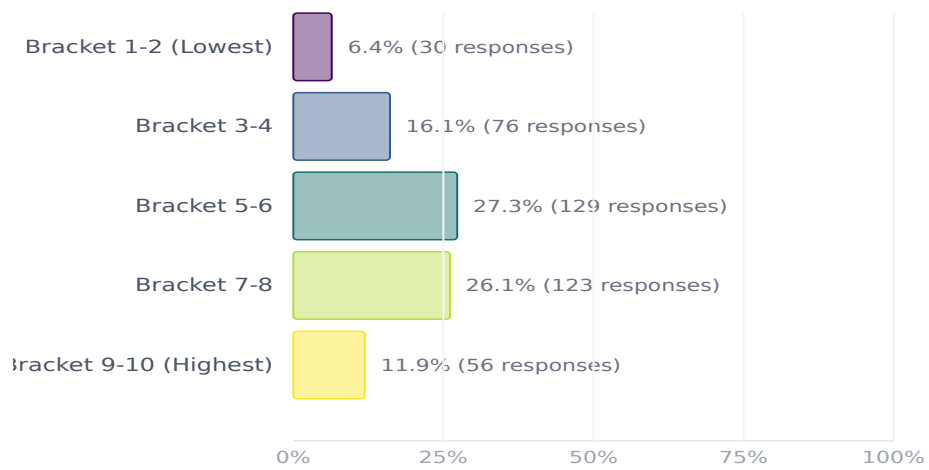
## Responses to "Approximately what percentage of your overall work-related income comes from your work as a journalist?" (20% weight in financial dimension)



## Responses to: "How many hours a week on average do you work as a journalist?" (20% weight in financial dimension)



## Responses to: "In which of the following categories does your salary as a journalist fall?" (20% weight in financial dimension)



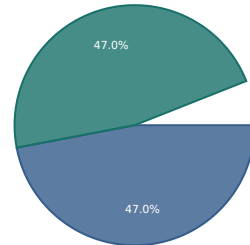
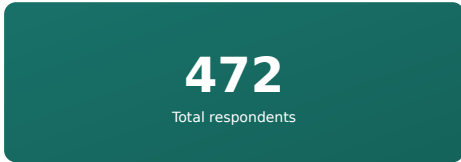
Options are given on a 10-point scale specific to each country.

# Demographics

This section contains demographic information about survey respondents from Denmark.

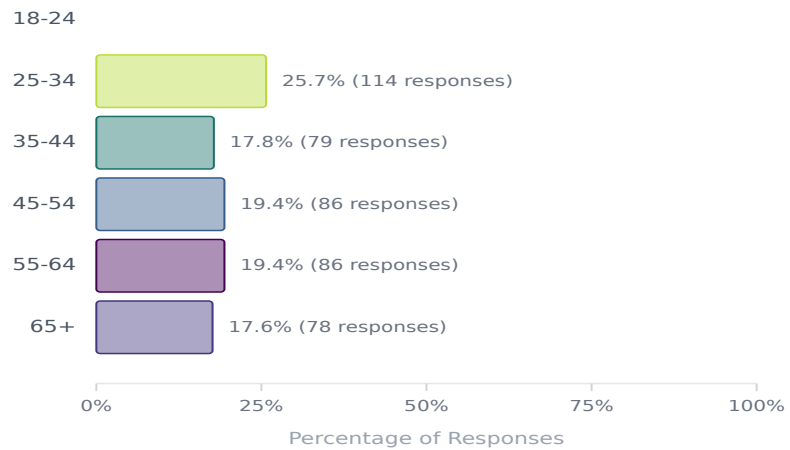
## Gender Breakdown of Respondents

### Survey Participation

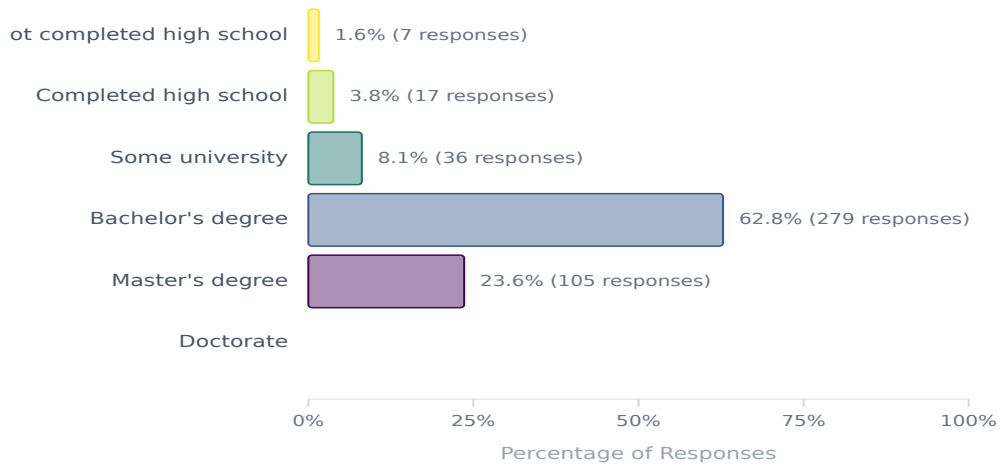


Male (222, 47.0%) Female (222, 47.0%) Other (0, 0.0%)

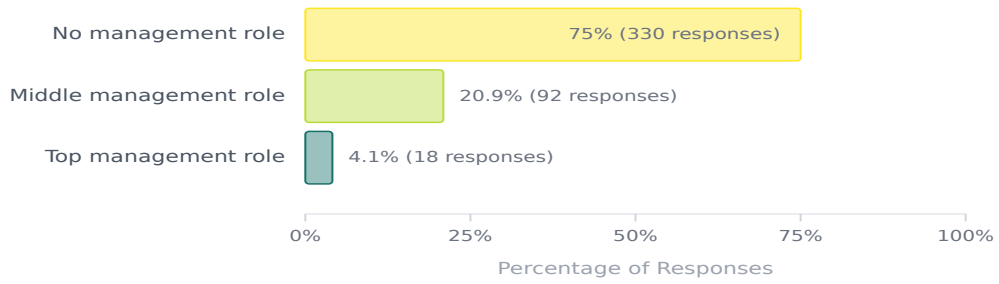
## Age Distribution of Respondents



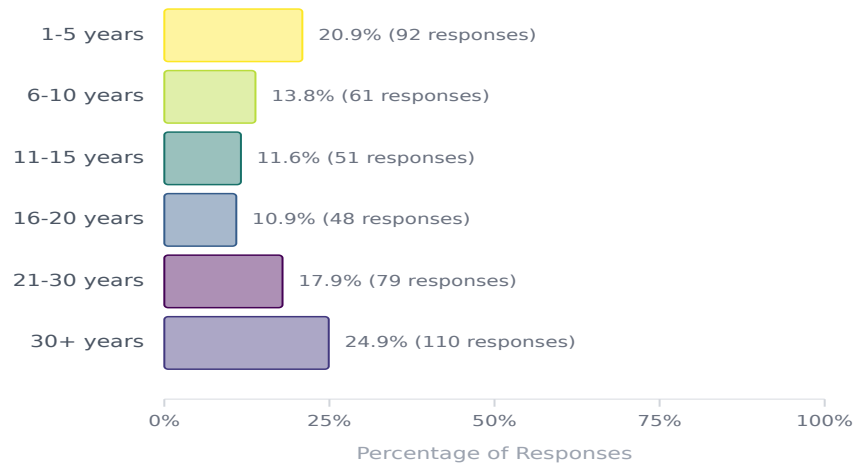
## Education Level of Respondents



## Workplace Position of Respondents



## Years of Experience as Journalist



For more detailed information about the methodology and complete findings, please visit the full country page at: <https://safetyofjournalists.org/index/country/denmark>

---

© 2026 - A joint initiative between the University of Liverpool and the Worlds of Journalism Study, in co-operation with UNESCO

For more information, visit [safetyofjournalists.org](https://safetyofjournalists.org)

Document generated automatically on June 9, 2026 at 02:17