

Safety of Journalists Country Report

Egypt

Generated on June 18, 2026

According to the journalists' safety index, Egypt's overall score is placing Egypt closer to the bottom of the scale, which means that journalists in Egypt operate in a largely unsafe environment. Considering the four dimensions of safety, one can notice that the psychological score indicates serious concerns and a very unsafe environment in terms of psychological problems. The same can be said regarding the digital score that indicates serious digital threats as outlined in the methodology of WJS. Though both financial score and physical score show a moderately unsafe environment, they are still referring to significant physical and financial risks and threats that negatively affect journalists' well-being and professional freedom. These results are in line with Freedom House and RSF scores in this area, which highlight a persistent decline in press freedom, and journalist safety in Egypt over the past decade. Egypt remains categorized as "Not Free," with increasing restrictions on media, suppression of independent reporting, and a high number of journalists detained. All of these results can best be understood in the relative absence of democracy, press freedom and human rights in Egypt in addition to culture of impunity.

Safety Index Scores

Overall Safety Score

75.79

Safety Dimensions

Physical Safety

85.14

Psychological Safety

73.6

Digital Safety

73.94

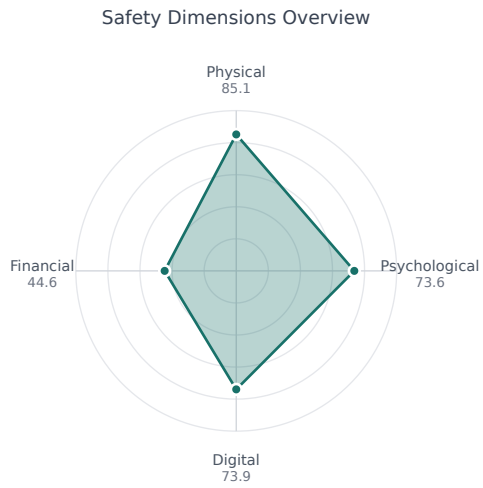
Financial Safety

44.63

Overview

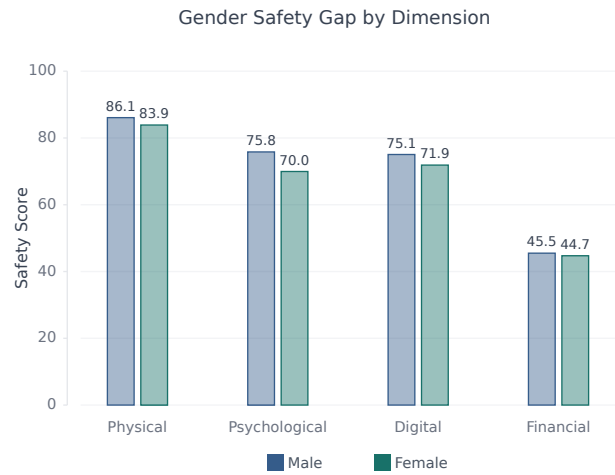
The Safety of Journalists Index provides a comprehensive measurement of journalist safety across four dimensions. The charts below show how Egypt performs across each dimension and highlight any gender-based

disparities.



Safety Dimensions

This radar chart displays how the country performs across all four safety dimensions, revealing areas of strength and concern.



Gender Safety Gap

This comparison highlights differences in safety experiences between male and female journalists, revealing potential gender-based disparities.

Physical Safety

The physical dimension carries **50% weight in the safety index**.

0

Journalist Killings

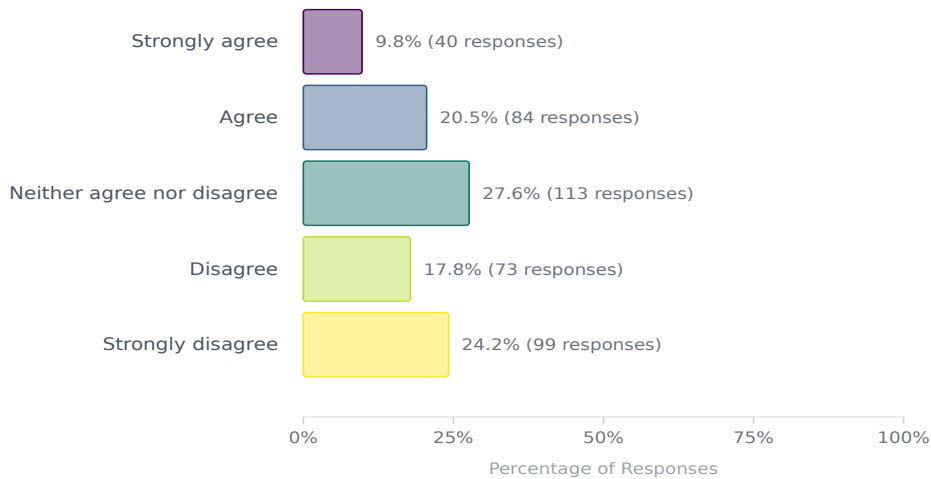
2016-2024

No journalist killings have been recorded in Egypt between 2016 and 2024.

Note: This indicator carries 35% of the weight within the physical dimension of the Safety Index, making it the most significant factor in this category.

Data sourced from UNESCO Observatory of Killed Journalists.

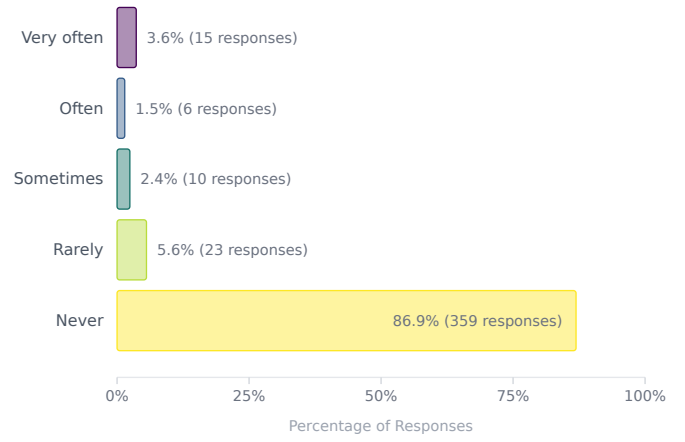
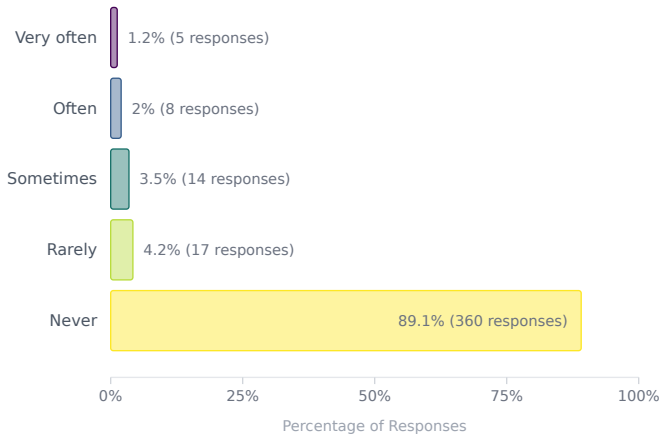
Responses to: "I am concerned about my physical wellbeing" (20% weight in physical dimension)



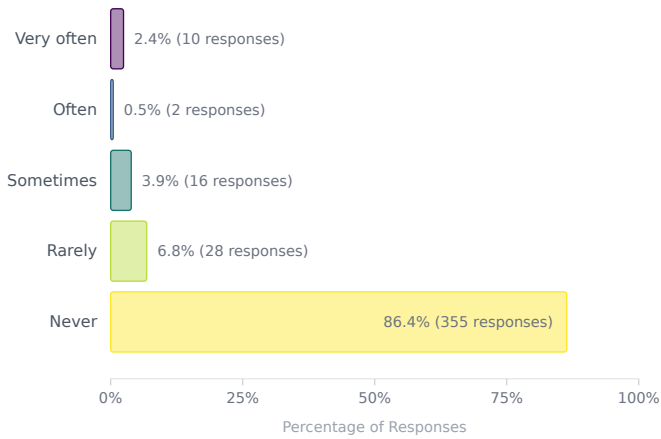
Responses to: "In the last five years, how often have you experienced any of the following actions related to your work as a journalist?"

Arrests, detentions or imprisonment (15% weight in physical dimension)

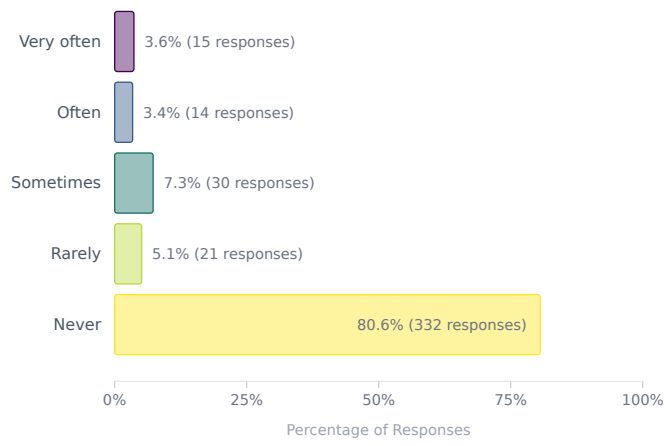
Sexual assault or sexual harassment (15% weight in physical dimension)



Other physical attacks (15% weight in physical dimension)



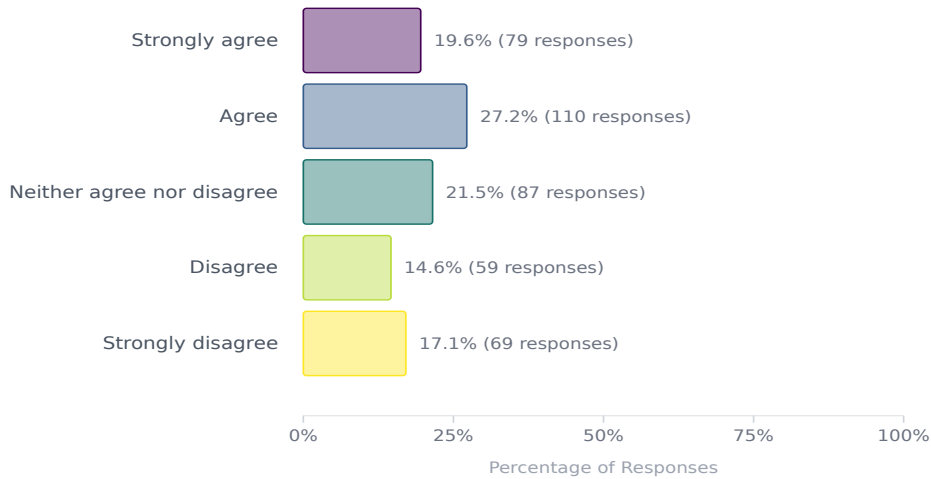
Being required to work in an environment where COVID-19 had easily spread (did not contribute to calculation)



Psychological Safety

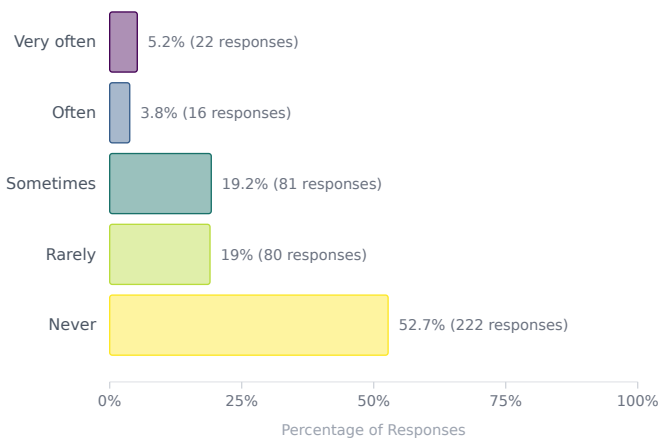
The psychological dimension carries **25% weight in the safety index**.

Responses to: "I am concerned about my emotional wellbeing" (20% weight in psychological dimension)

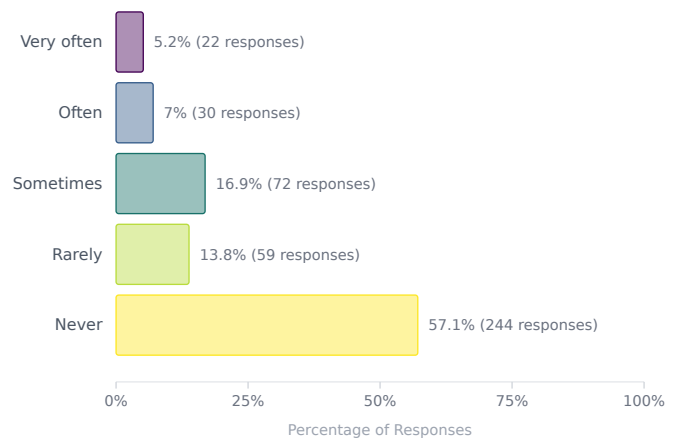


Responses to: "In the last five years, how often have you experienced any of the following actions related to your work as a journalist?"

Demeaning or hateful speech directed at you (16% weight in psychological dimension)



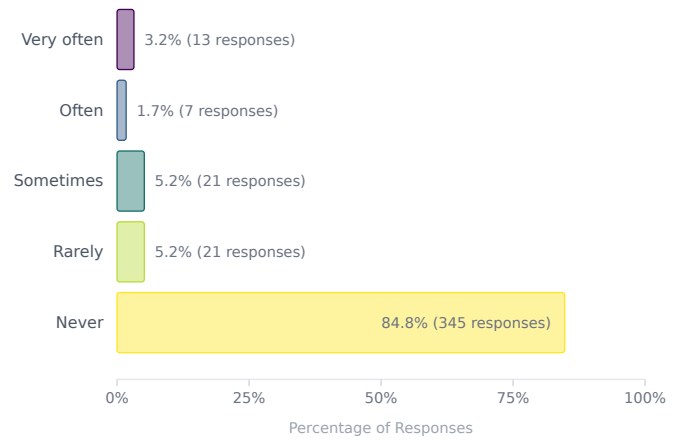
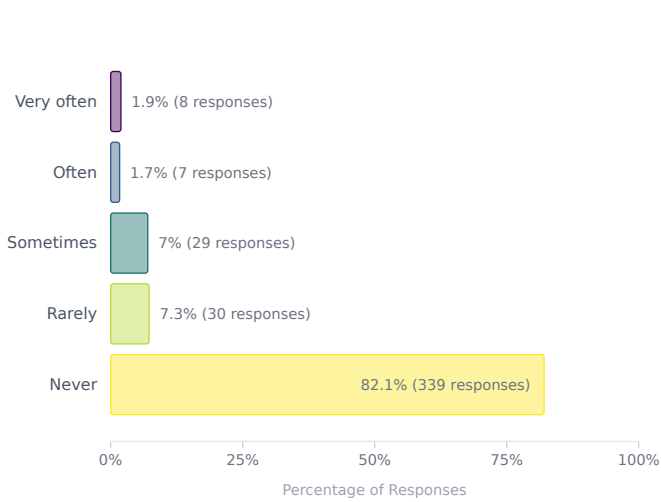
Public discrediting of your work (16% weight in psychological dimension)



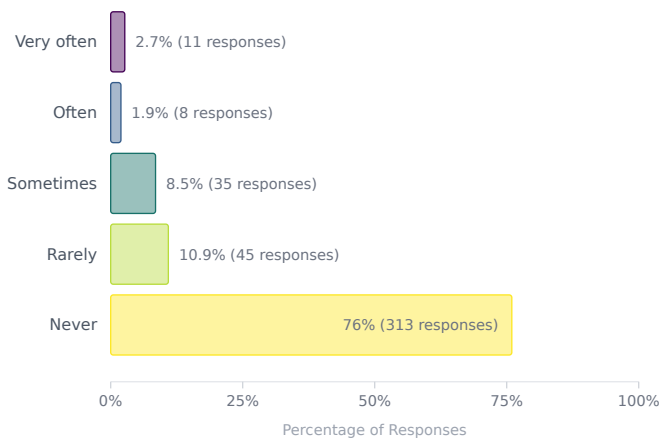
Legal actions against you because of your work (16% weight in psychological dimension)

Stalking (16% weight in psychological dimension)

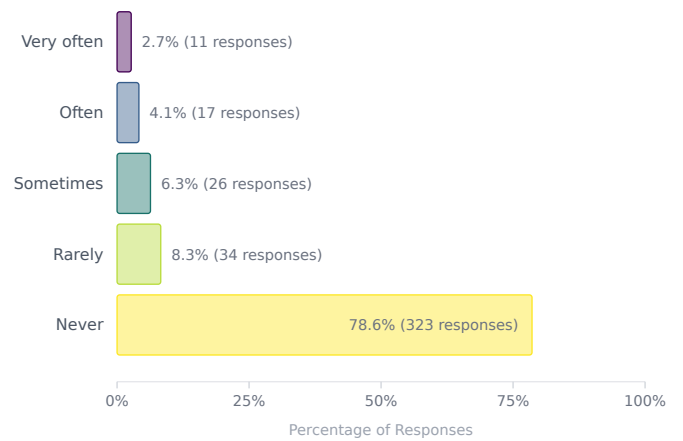
dimension)



Other threats or intimidation directed at you (16% weight in psychological dimension)

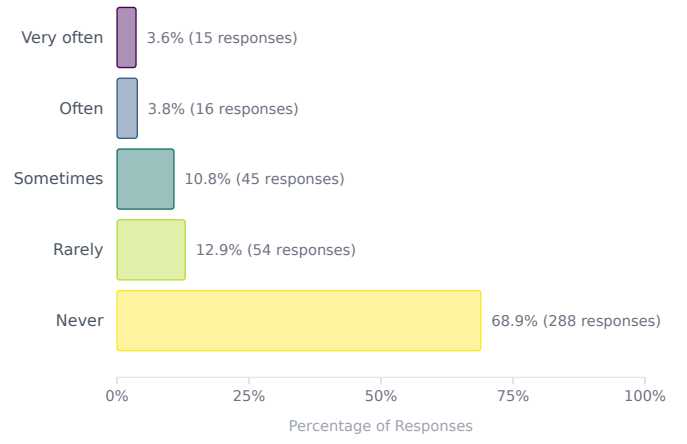
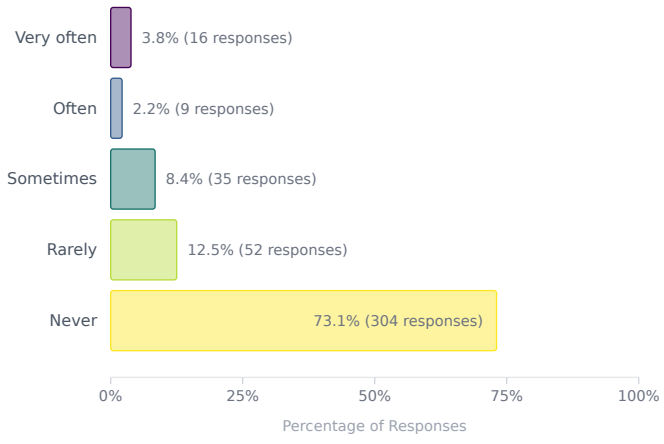


Coercion (did not contribute to calculation)



Questioning of your personal morality (did not contribute to calculation)

Workplace bullying (did not contribute to calculation)

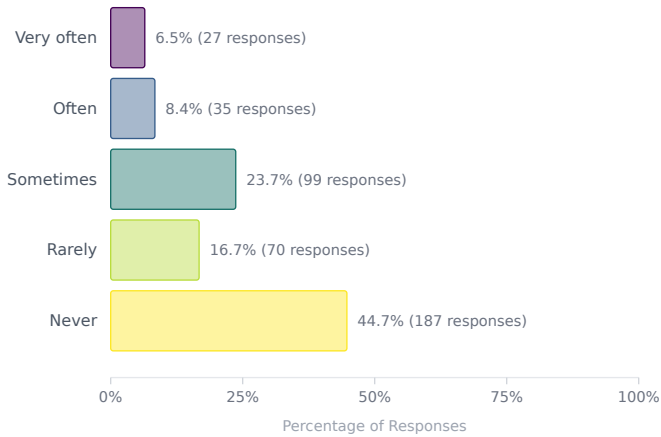


Digital Safety

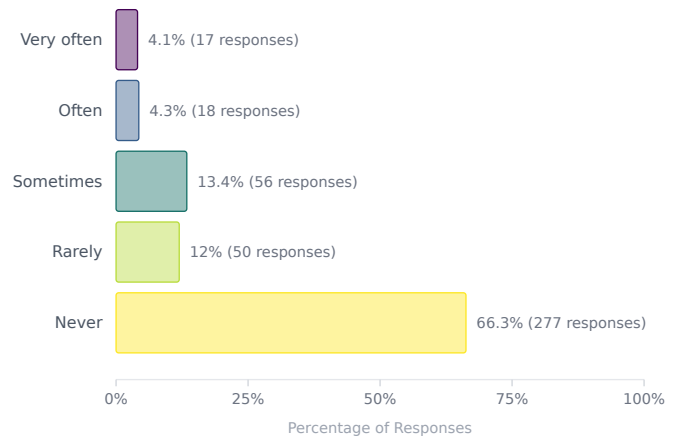
The digital dimension carries **12.5% weight in the safety index.**

Responses to: "In the last five years, how often have you experienced any of the following actions related to your work as a journalist?"

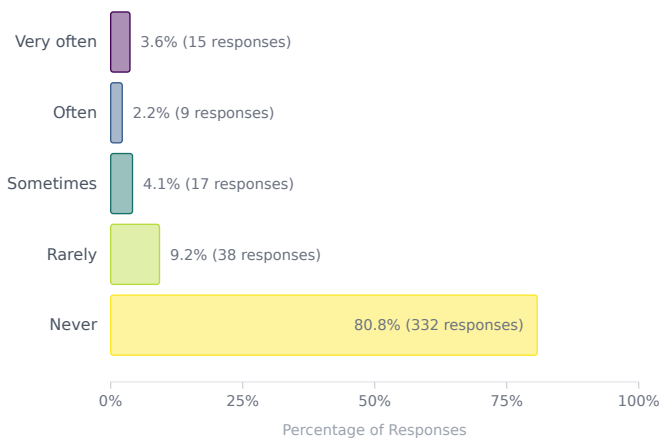
Surveillance (50% weight in digital dimension)



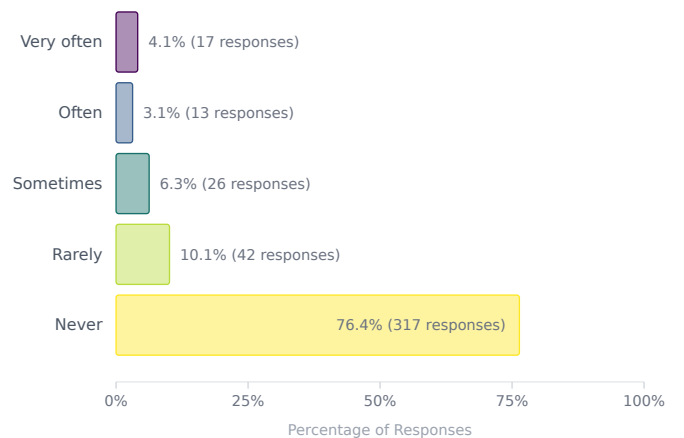
Hacking or blocking of social media accounts or websites (50% weight in digital dimension)



Others using your byline for fabricated or manipulated stories (did not contribute to calculation)



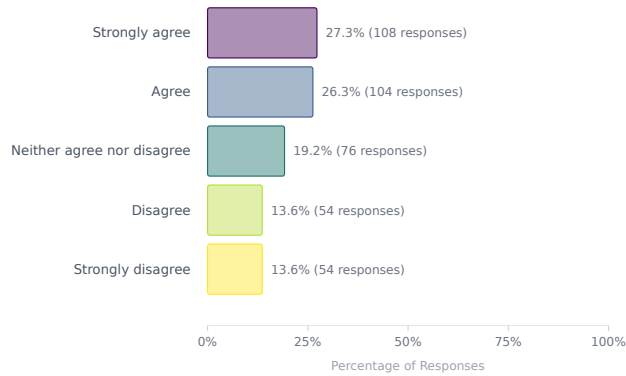
Others disseminating your personal information (did not contribute to calculation)



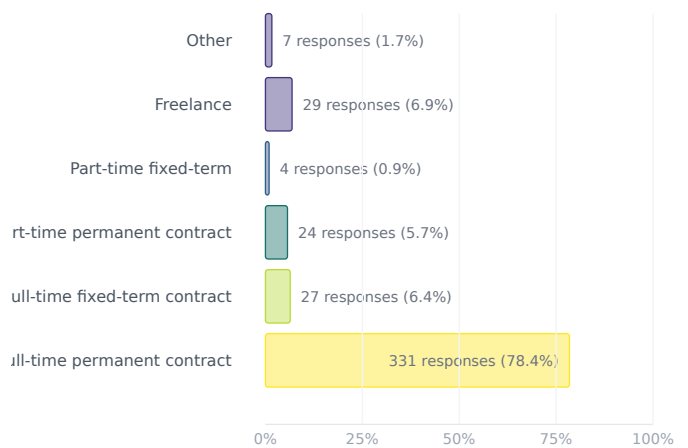
Financial Safety

The financial dimension carries **12.5% weight in the safety index.**

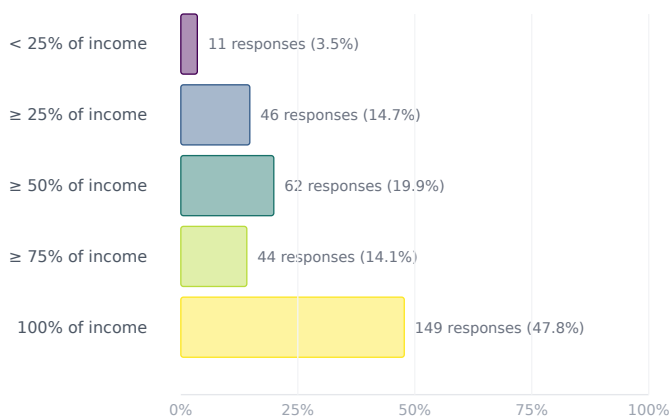
Responses to: "I am worried about losing my job in journalism within the next 12 months" (20% weight in financial dimension)



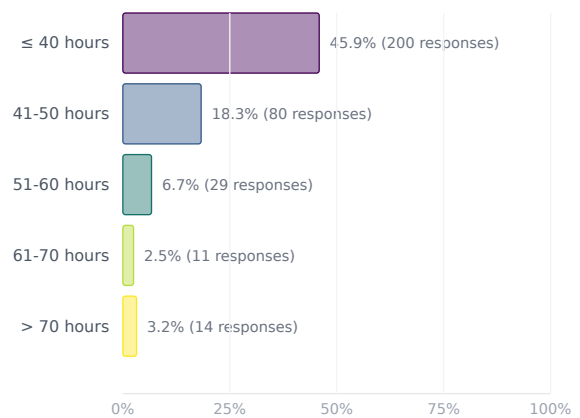
Responses to: "Which of the following categories best describes your current working situation as a journalist?" (20% weight in financial dimension)



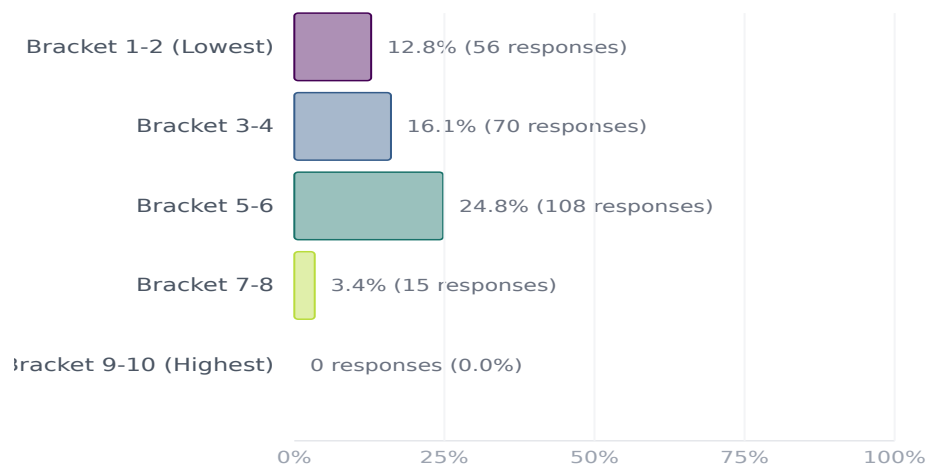
Responses to "Approximately what percentage of your overall work-related income comes from your work as a journalist?" (20% weight in financial dimension)



Responses to: "How many hours a week on average do you work as a journalist?" (20% weight in financial dimension)



Responses to: "In which of the following categories does your salary as a journalist fall?" (20% weight in financial dimension)



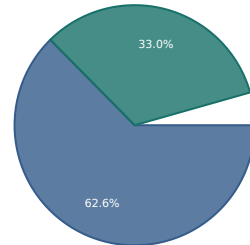
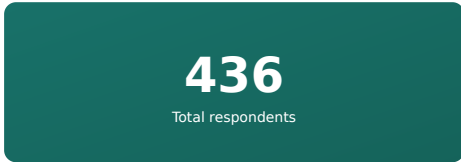
Options are given on a 10-point scale specific to each country.

Demographics

This section contains demographic information about survey respondents from Egypt.

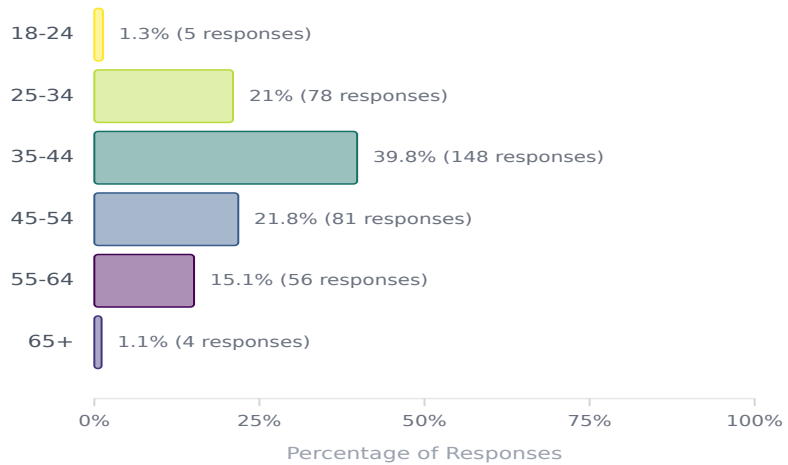
Gender Breakdown of Respondents

Survey Participation

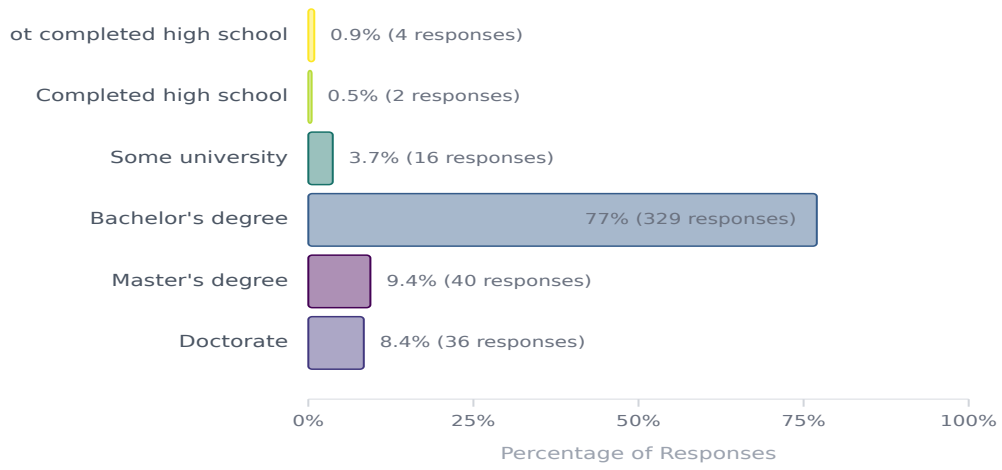


Male (273, 62.6%) Female (144, 33.0%) Other (0, 0.0%)

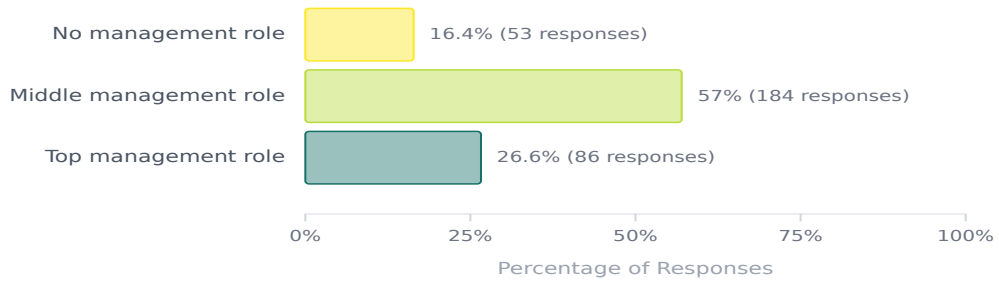
Age Distribution of Respondents



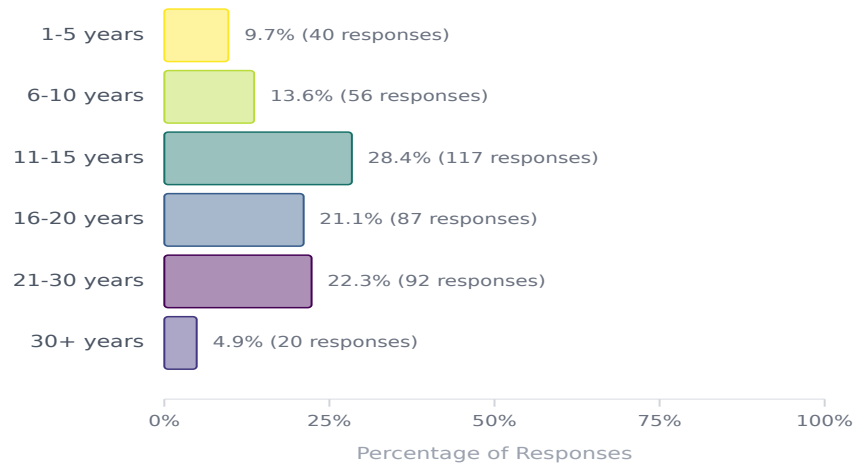
Education Level of Respondents



Workplace Position of Respondents



Years of Experience as Journalist



For more detailed information about the methodology and complete findings, please visit the full country page at: <https://safetyofjournalists.org/index/country/egypt>

© 2026 - A joint initiative between the University of Liverpool and the Worlds of Journalism Study, in co-operation with UNESCO

For more information, visit safetyofjournalists.org

Document generated automatically on June 18, 2026 at 01:49