

Safety of Journalists Country Report

Ethiopia

Generated on April 22, 2026

Report Authors

Terje Skjerdal (NLA University College, Kristiansand, Norway)

Tim Klein (Wenzhou-Kean University, Wenzhou, China)

There were big hopes for better safety conditions for Ethiopian journalists with the political leadership change in 2018, which led to immediate release of journalists from prison followed by improved media legislation. In just three years, Ethiopia's ranking on RSF's Press Freedom Index climbed by more than 50 steps. However, the situation deteriorated quickly after the breakout of the Tigray War in 2020 followed by brutal armed conflict, which erupted in the Amhara region in 2023. A new wave of arrests of journalists began in 2022. Detentions are commonplace and journalists may remain in police custody for months. The Ethiopian Worlds of Journalism data were collected in 2023 and 2024 when the security situation for journalists as well as for the general population had worsened markedly in various parts of the country. Being a news reporter in either part of the media sector involves physical risks and potential threats from both state actors and non-state actors. Likewise, the digital media are a volatile arena with high degree of polarization and presence of ethno-nationalistic and extremist voices. The surveillance that many Ethiopian journalists experience extends into the digital sphere. The only safety dimension among the four recorded by the Global Index where Ethiopia fares relatively better is the indicator measuring financial safety. Many Ethiopian journalists, especially the two-thirds working for state media organizations, have stable work contracts although many also rely on additional income to make ends meet.

Safety Index Scores

Overall Safety Score

64.55

Safety Dimensions

Physical Safety

64.98

Psychological Safety

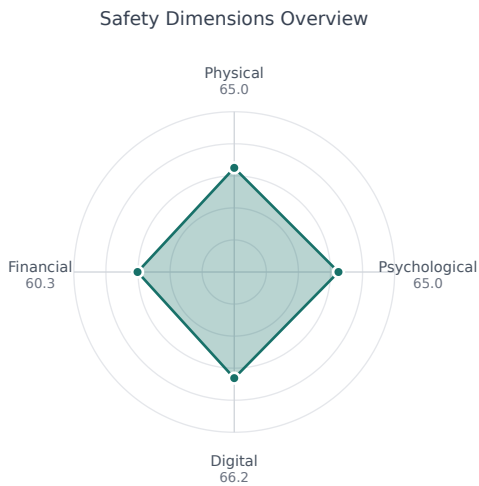
64.98

Digital Safety

Financial Safety

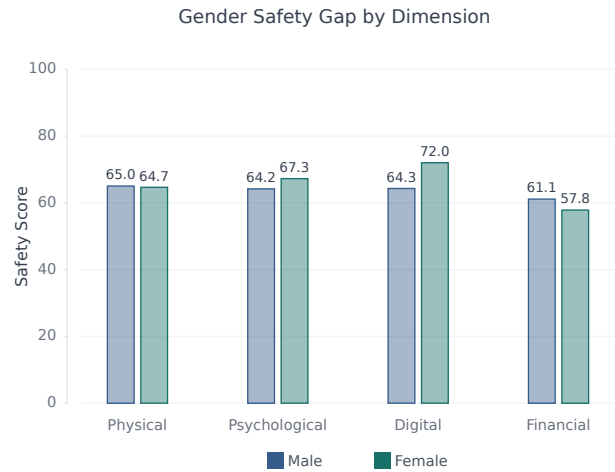
Overview

The Safety of Journalists Index provides a comprehensive measurement of journalist safety across four dimensions. The charts below show how Ethiopia performs across each dimension and highlight any gender-based disparities.



Safety Dimensions

This radar chart displays how the country performs across all four safety dimensions, revealing areas of strength and concern.



Gender Safety Gap

This comparison highlights differences in safety experiences between male and female journalists, revealing potential gender-based disparities.

Physical Safety

The physical dimension carries **50% weight in the safety index**.

2

Journalist Killings

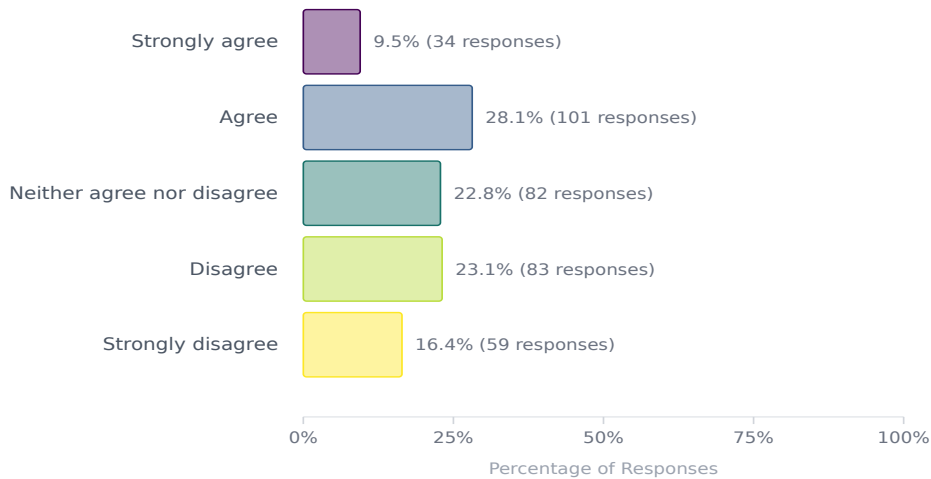
2016-2024

This figure represents the total number of journalist killings in Ethiopia between 2016 and 2024.

Note: This indicator carries 35% of the weight within the physical dimension of the Safety Index, making it the most significant factor in this category.

Data sourced from UNESCO Observatory of Killed Journalists.

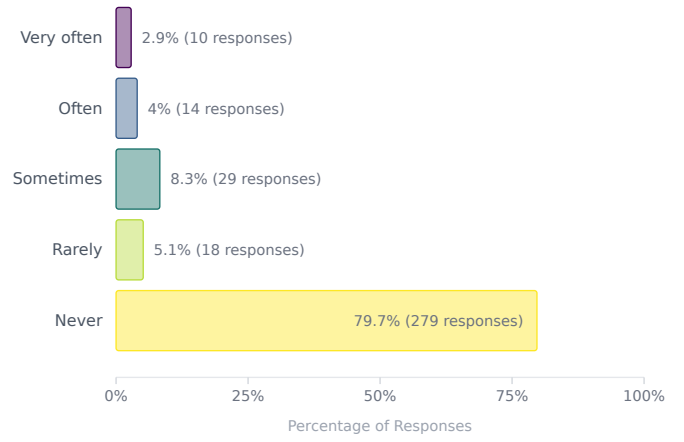
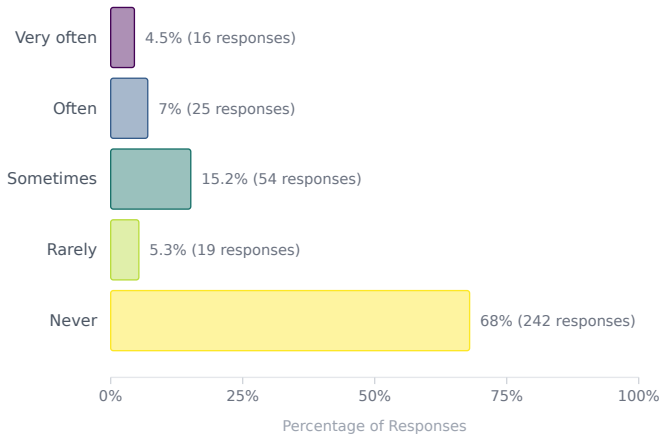
Responses to: "I am concerned about my physical wellbeing" (20% weight in physical dimension)



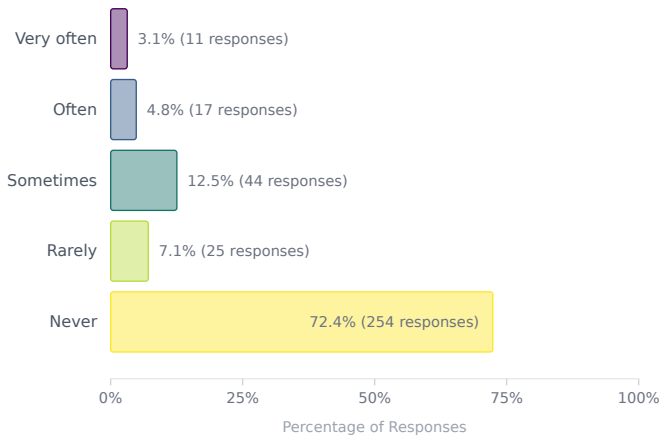
Responses to: "In the last five years, how often have you experienced any of the following actions related to your work as a journalist?"

Arrests, detentions or imprisonment (15% weight in physical dimension)

Sexual assault or sexual harassment (15% weight in physical dimension)



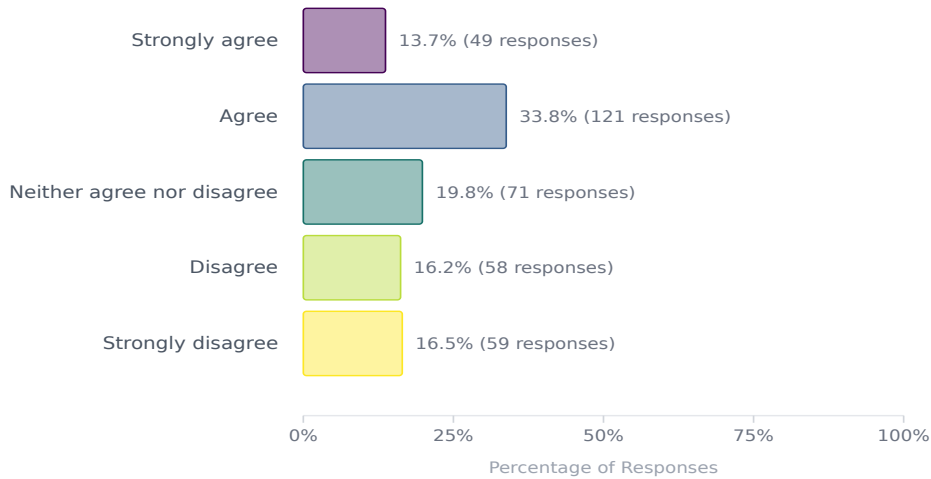
Other physical attacks (15% weight in physical dimension)



Psychological Safety

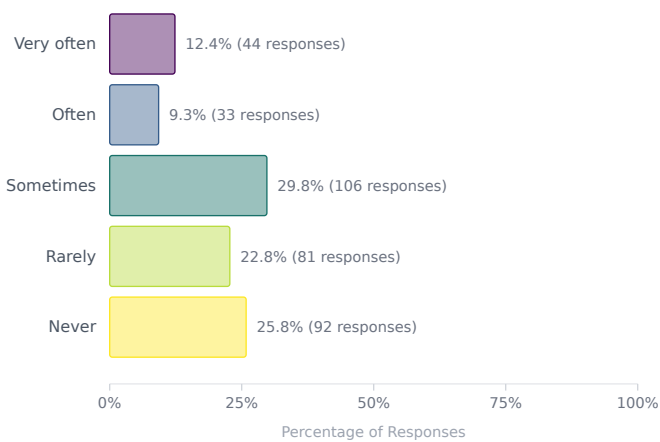
The psychological dimension carries **25% weight in the safety index**.

Responses to: "I am concerned about my emotional wellbeing" (20% weight in psychological dimension)

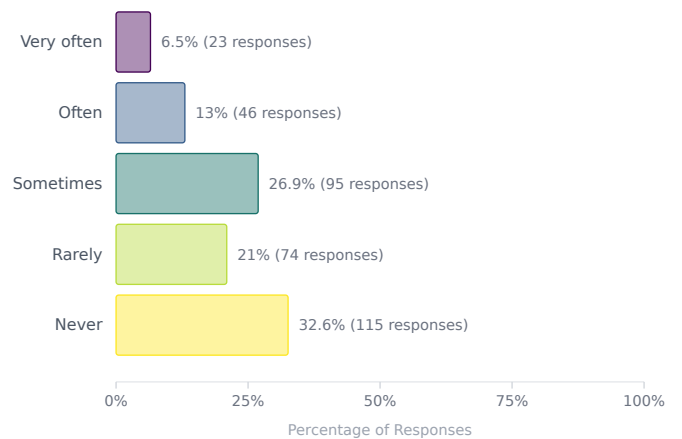


Responses to: "In the last five years, how often have you experienced any of the following actions related to your work as a journalist?"

Demeaning or hateful speech directed at you (16% weight in psychological dimension)



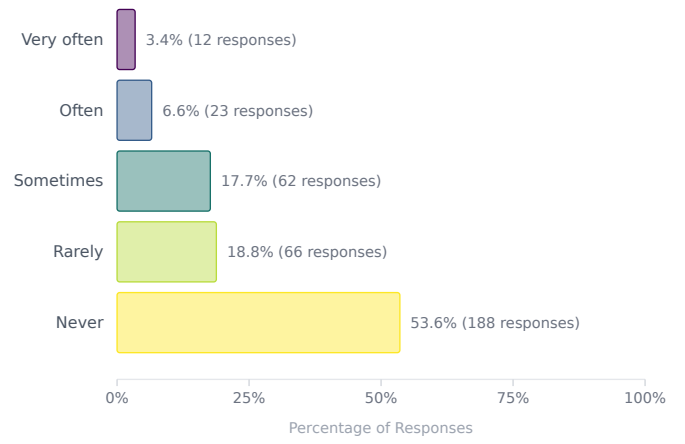
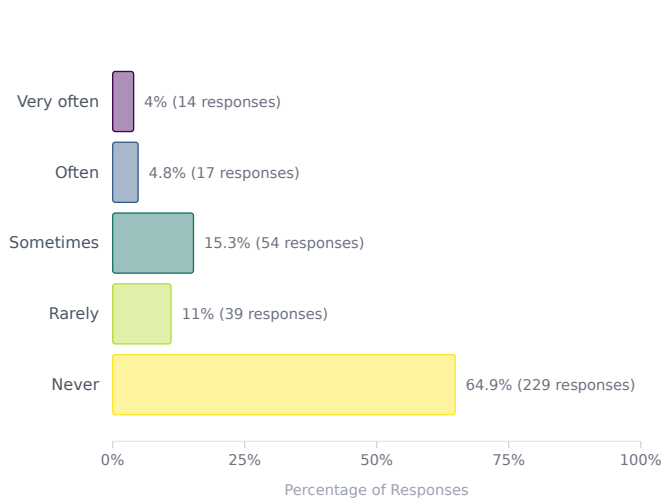
Public discrediting of your work (16% weight in psychological dimension)



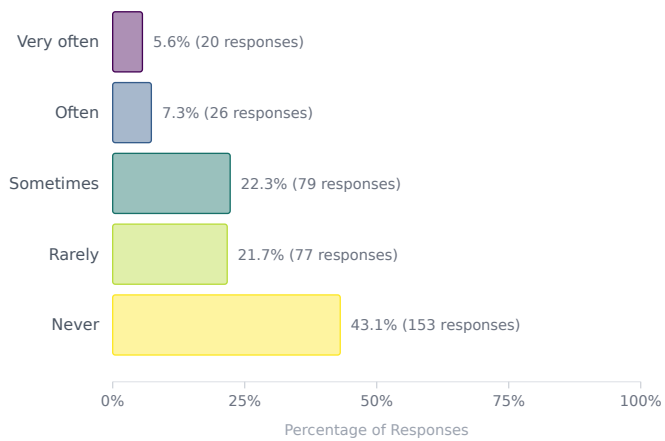
Legal actions against you because of your work (16% weight in psychological dimension)

Stalking (16% weight in psychological dimension)

dimension)



Other threats or intimidation directed at you (16% weight in psychological dimension)

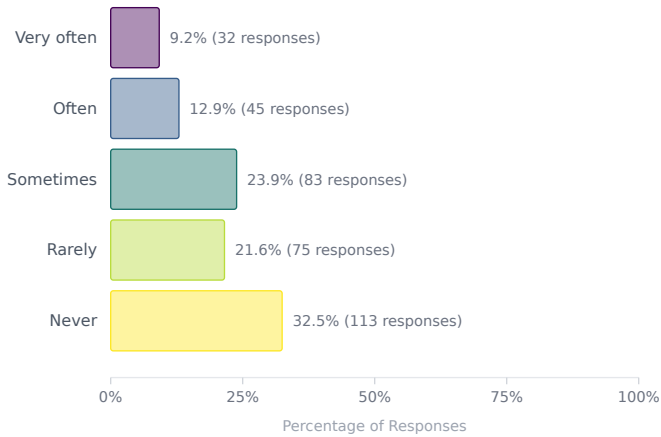


Digital Safety

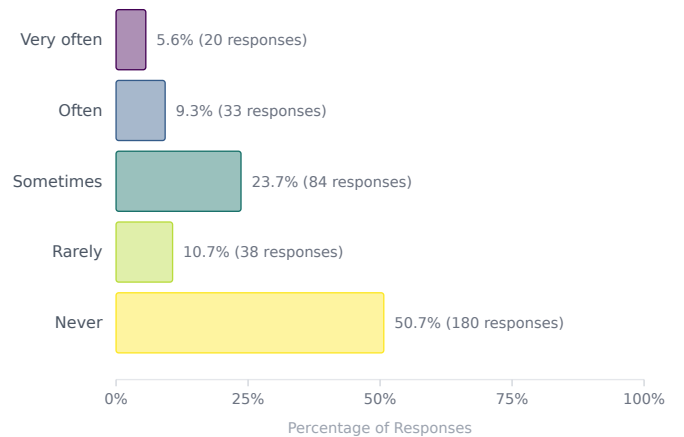
The digital dimension carries **12.5% weight in the safety index.**

Responses to: "In the last five years, how often have you experienced any of the following actions related to your work as a journalist?"

Surveillance (50% weight in digital dimension)



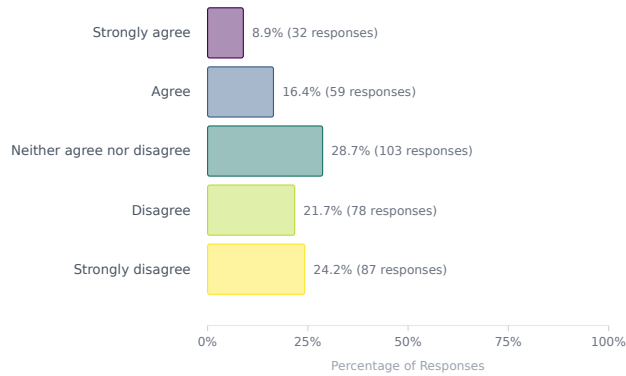
Hacking or blocking of social media accounts or websites (50% weight in digital dimension)



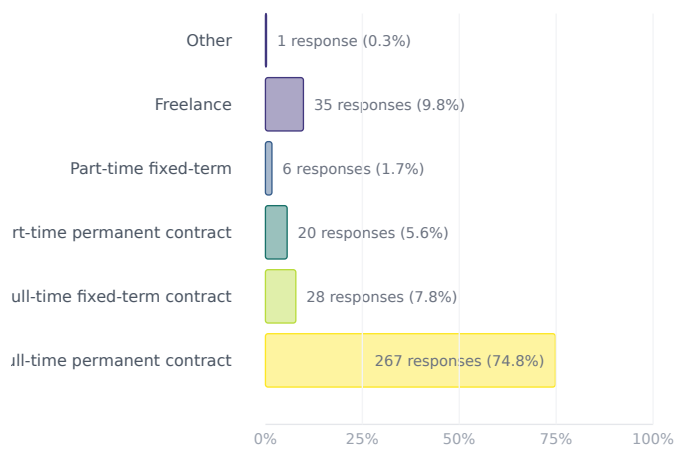
Financial Safety

The financial dimension carries **12.5% weight in the safety index.**

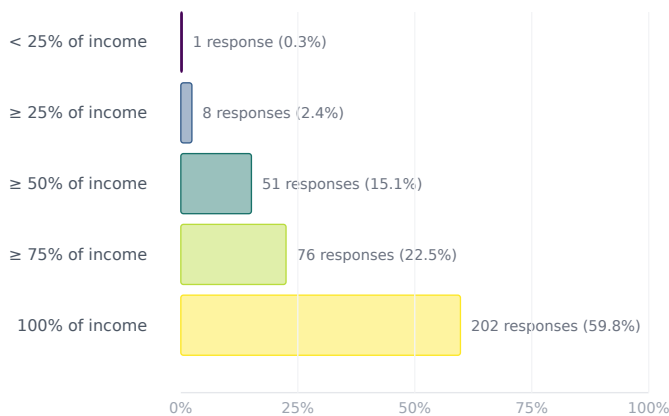
Responses to: "I am worried about losing my job in journalism within the next 12 months" (20% weight in financial dimension)



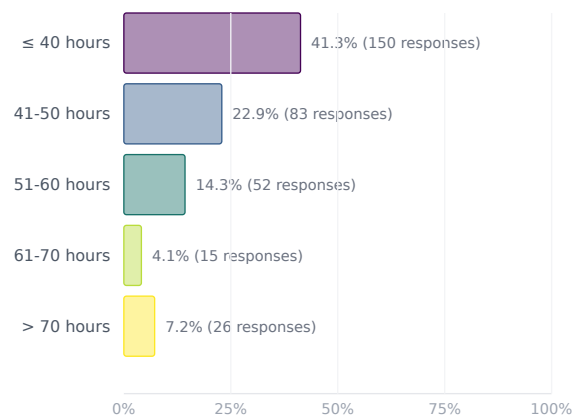
Responses to: "Which of the following categories best describes your current working situation as a journalist?" (20% weight in financial dimension)



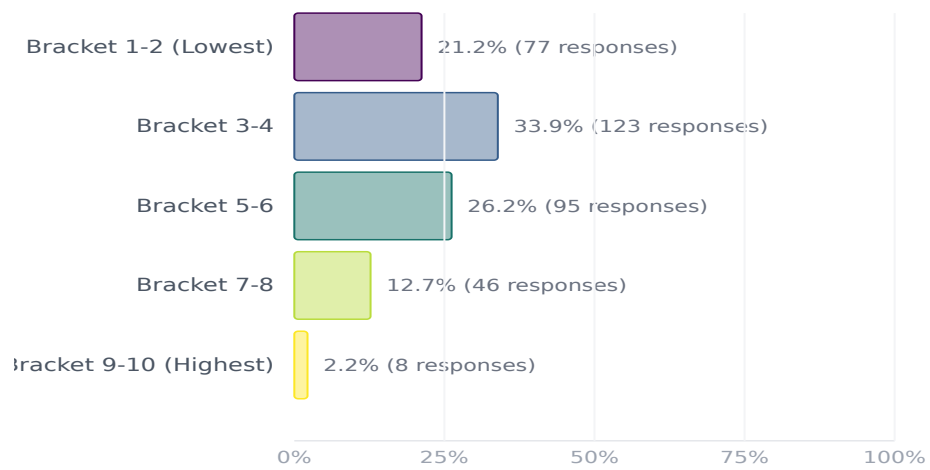
Responses to "Approximately what percentage of your overall work-related income comes from your work as a journalist?" (20% weight in financial dimension)



Responses to: "How many hours a week on average do you work as a journalist?" (20% weight in financial dimension)



Responses to: "In which of the following categories does your salary as a journalist fall?" (20% weight in financial dimension)



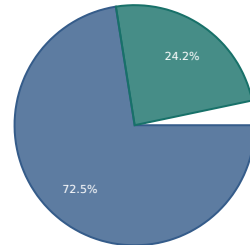
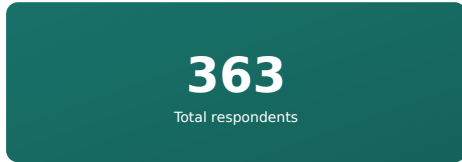
Options are given on a 10-point scale specific to each country.

Demographics

This section contains demographic information about survey respondents from Ethiopia.

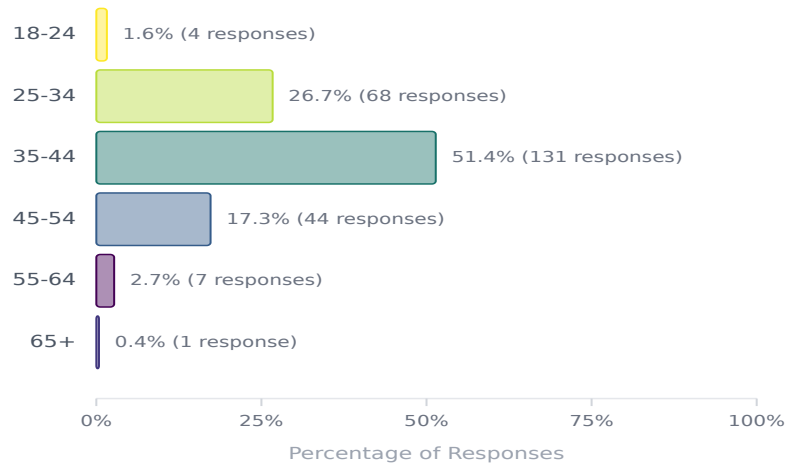
Gender Breakdown of Respondents

Survey Participation

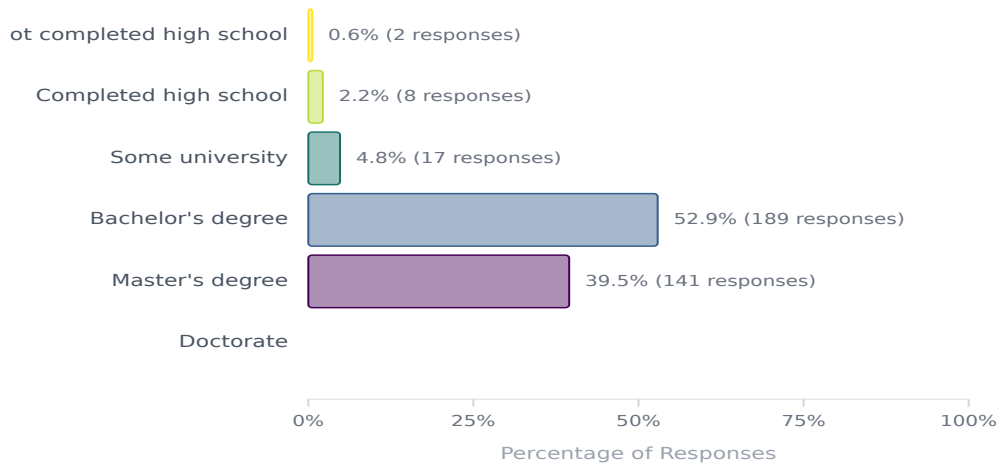


Male (263, 72.5%) Female (88, 24.2%) Other (0, 0.0%)

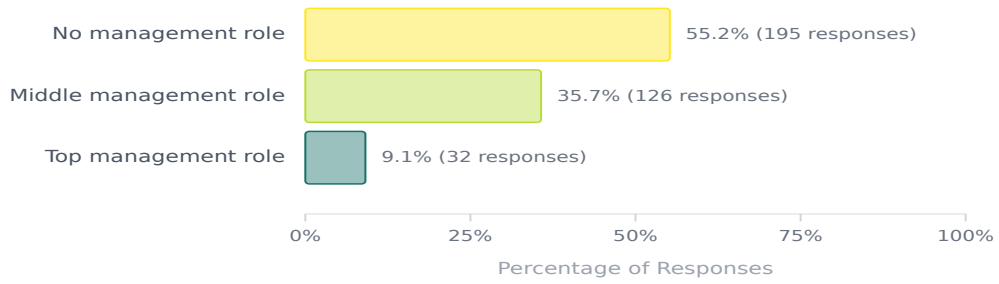
Age Distribution of Respondents



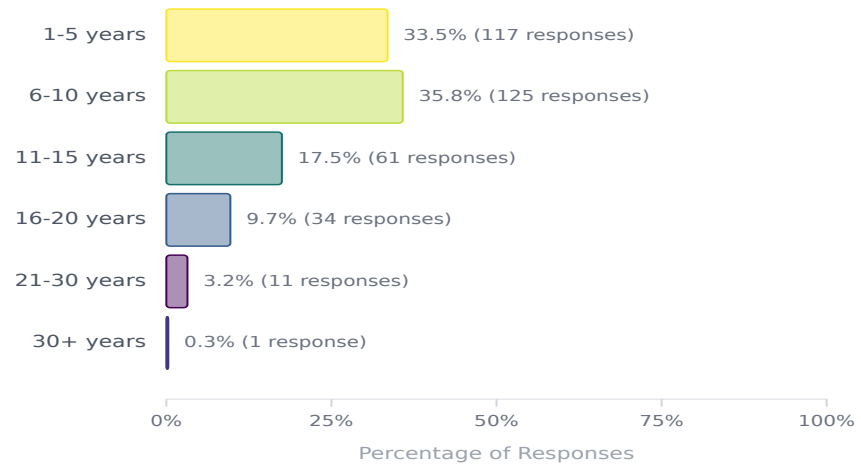
Education Level of Respondents



Workplace Position of Respondents



Years of Experience as Journalist



For more detailed information about the methodology and complete findings, please visit the full country page at: <https://safetyofjournalists.org/index/country/ethiopia>

© 2026 - A joint initiative between the University of Liverpool and the Worlds of Journalism Study, in co-operation with UNESCO

For more information, visit safetyofjournalists.org

Document generated automatically on April 22, 2026 at 17:46