

# Safety of Journalists Country Report

## Italy

Generated on June 13, 2026

### Report Authors

**Sergio Splendore (Università degli Studi di Milano, Italy)**

**Diego Garusi (Università degli Studi di Milano, Italy)**

Overall, if we analyse dimension by dimension, the Italian scores are high and satisfactory. As can be seen from the four indices that make up this ranking, the one in which Italian journalism has the lowest rank is the financial one. On 'physical' safety, compared to high scores for other Mediterranean countries (Spain and Portugal), Italy has a relatively low rank, which can have various and multiple explanations (from work on organised crime, to investigative work in the local environments, even 'simple' coverage of events). Overall, this score marks the perception of a safety that is considered satisfactory by Italian journalists. The score achieved with respect to the index relating to 'psychological safety' is very much linked to economic precariousness, commented on here at the end of the paragraph. One of the most interesting data, because it has never been investigated before, is certainly that relating to 'digital safety'. Here, too, the result is very high. Italian journalists generally feel safe from online threats. Probably the care that journalists personally put into their online work and the guidelines of the newspapers shelter them. Coming to the financial index, in the face of an evident variety and liveliness in the supply of information in Italy, new companies do not always have economic solidity (which reverberates on journalists). The sense of precariousness is also felt by journalists working in legacy media. Speeches about the 'crisis' in journalism are not just rhetoric, but are evidently felt in the daily lives of those who work in journalism.

### Safety Index Scores

#### Overall Safety Score

**80.02**

### Safety Dimensions

#### Physical Safety

**88.14**

#### Psychological Safety

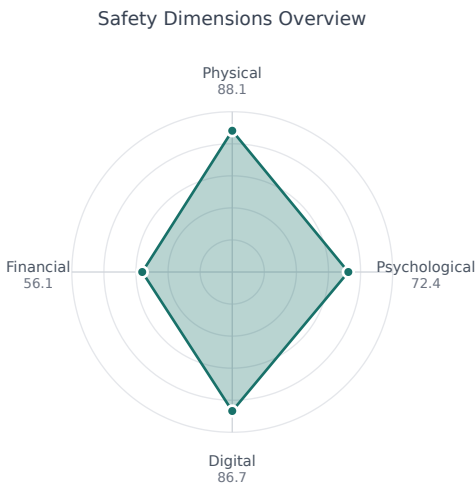
**72.37**

#### Digital Safety

#### Financial Safety

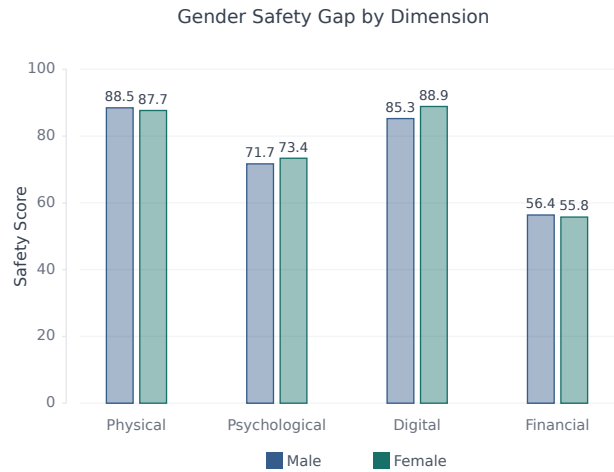
## Overview

The Safety of Journalists Index provides a comprehensive measurement of journalist safety across four dimensions. The charts below show how Italy performs across each dimension and highlight any gender-based disparities.



*Safety Dimensions*

This radar chart displays how the country performs across all four safety dimensions, revealing areas of strength and concern.



*Gender Safety Gap*

This comparison highlights differences in safety experiences between male and female journalists, revealing potential gender-based disparities.

## Physical Safety

The physical dimension carries **50% weight in the safety index**.

# 0

### Journalist Killings

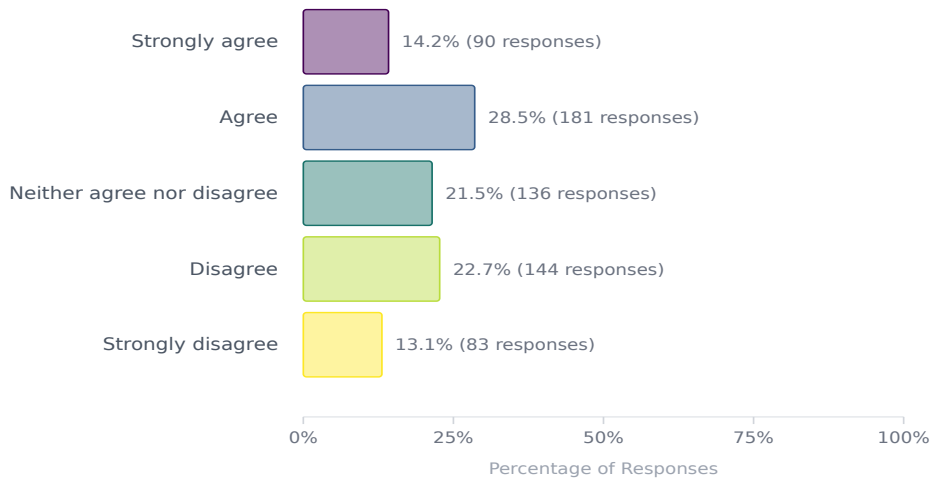
2016-2024

**No journalist killings have been recorded in Italy between 2016 and 2024.**

**Note:** This indicator carries 35% of the weight within the physical dimension of the Safety Index, making it the most significant factor in this category.

Data sourced from UNESCO Observatory of Killed Journalists.

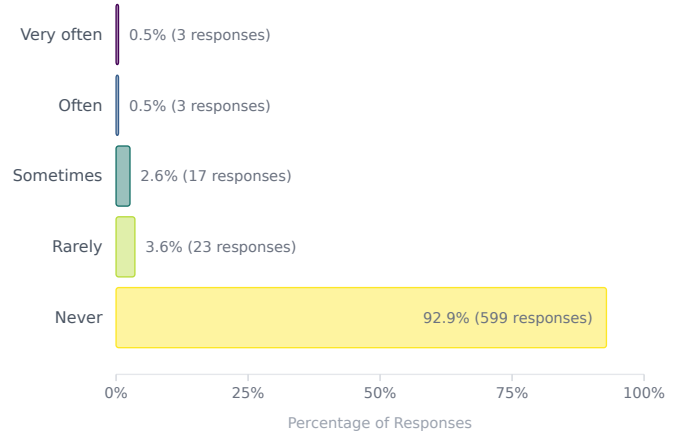
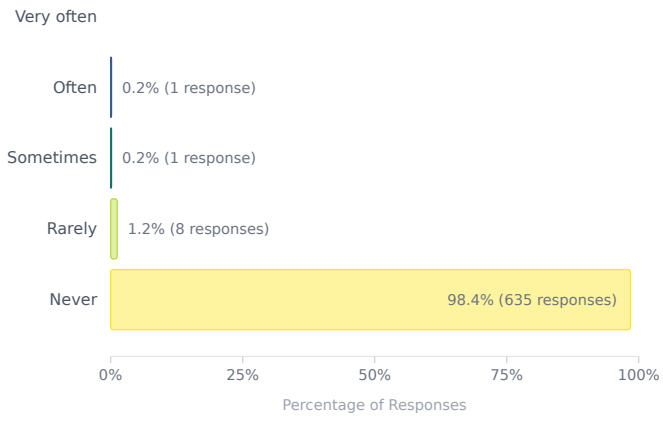
## Responses to: "I am concerned about my physical wellbeing" (20% weight in physical dimension)



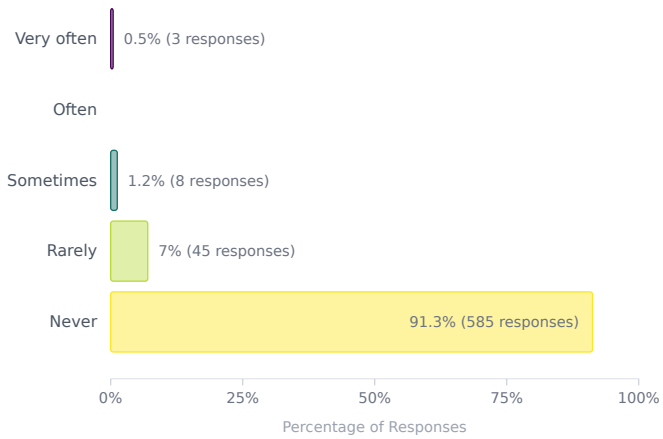
## Responses to: "In the last five years, how often have you experienced any of the following actions related to your work as a journalist?"

**Arrests, detentions or imprisonment (15% weight in physical dimension)**

**Sexual assault or sexual harassment (15% weight in physical dimension)**



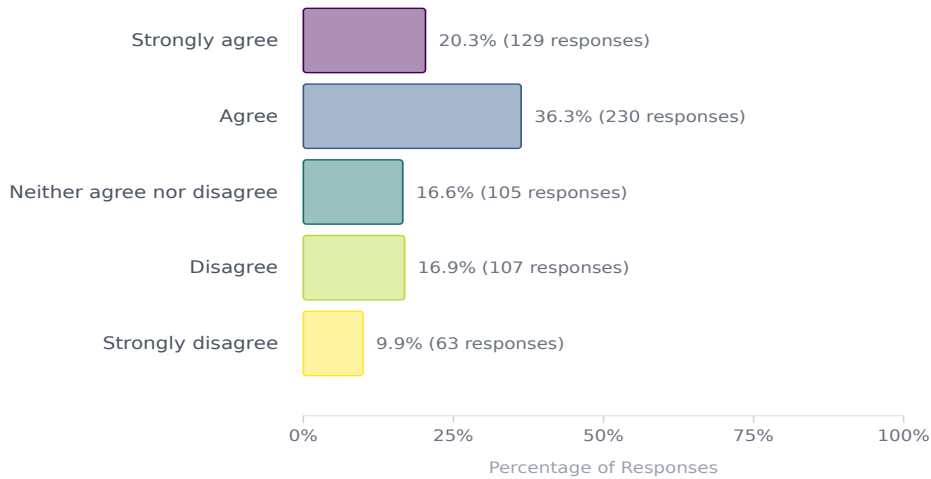
**Other physical attacks (15% weight in physical dimension)**



# Psychological Safety

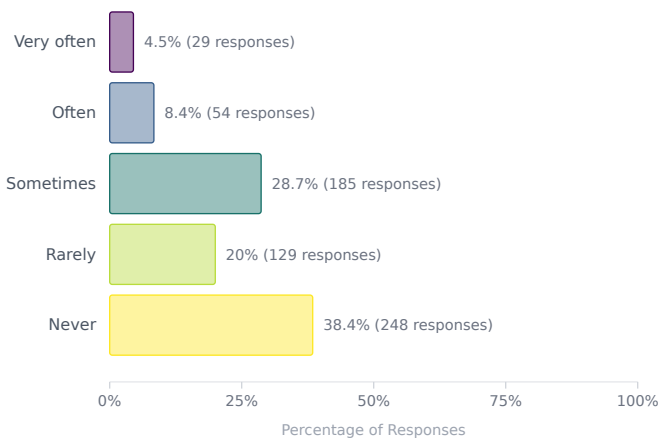
The psychological dimension carries **25% weight in the safety index**.

## Responses to: "I am concerned about my emotional wellbeing" (20% weight in psychological dimension)

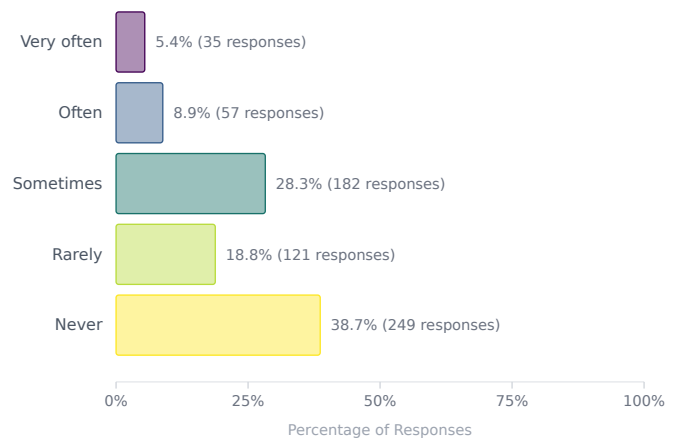


## Responses to: "In the last five years, how often have you experienced any of the following actions related to your work as a journalist?"

### Demeaning or hateful speech directed at you (16% weight in psychological dimension)



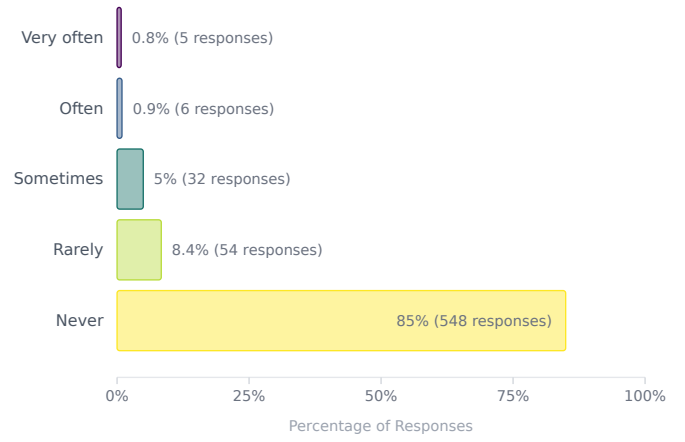
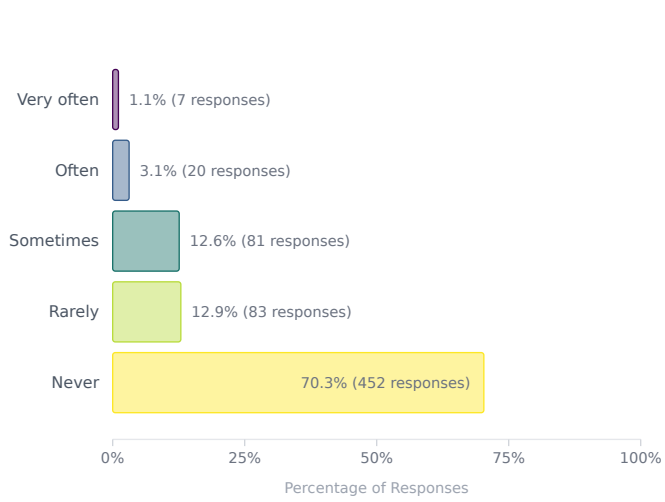
### Public discrediting of your work (16% weight in psychological dimension)



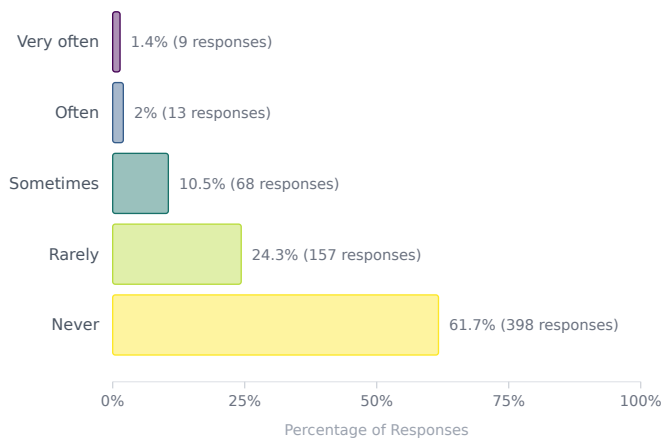
### Legal actions against you because of your work (16% weight in psychological dimension)

### Stalking (16% weight in psychological dimension)

## dimension)



## Other threats or intimidation directed at you (16% weight in psychological dimension)

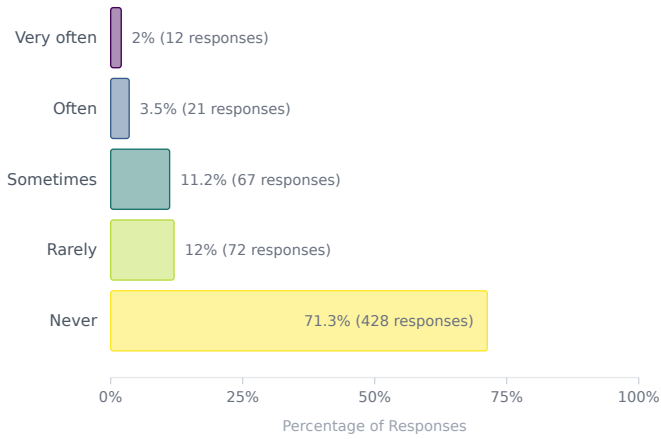


# Digital Safety

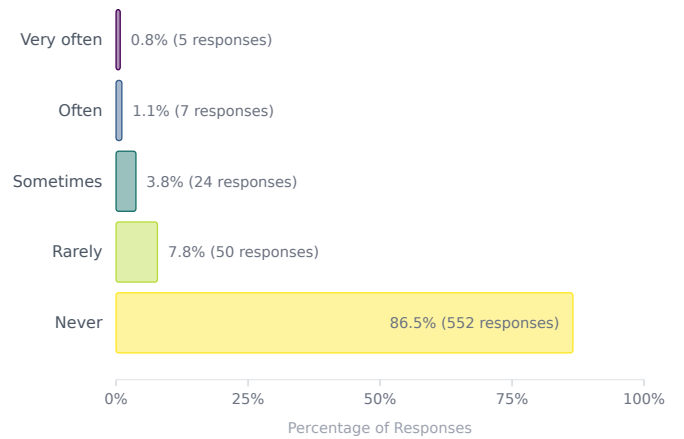
The digital dimension carries **12.5% weight in the safety index**.

**Responses to: "In the last five years, how often have you experienced any of the following actions related to your work as a journalist?"**

## Surveillance (50% weight in digital dimension)



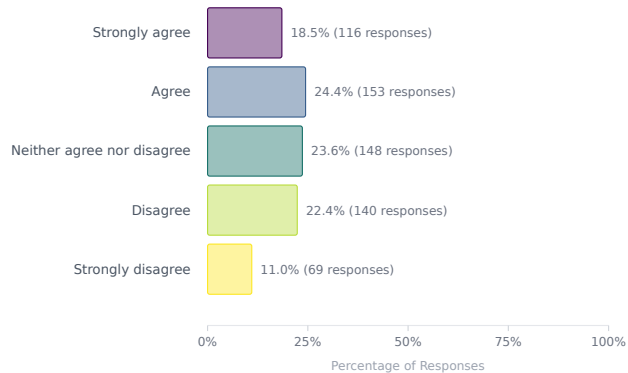
## Hacking or blocking of social media accounts or websites (50% weight in digital dimension)



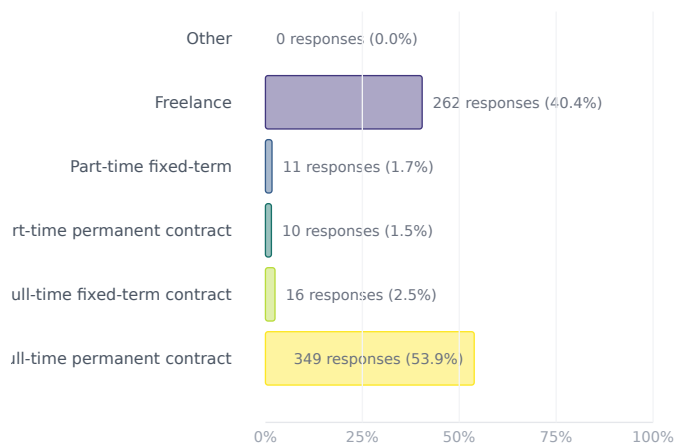
# Financial Safety

The financial dimension carries **12.5% weight in the safety index.**

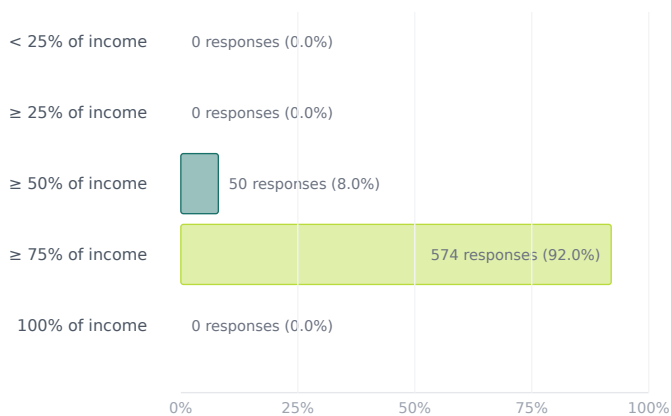
## Responses to: "I am worried about losing my job in journalism within the next 12 months" (20% weight in financial dimension)



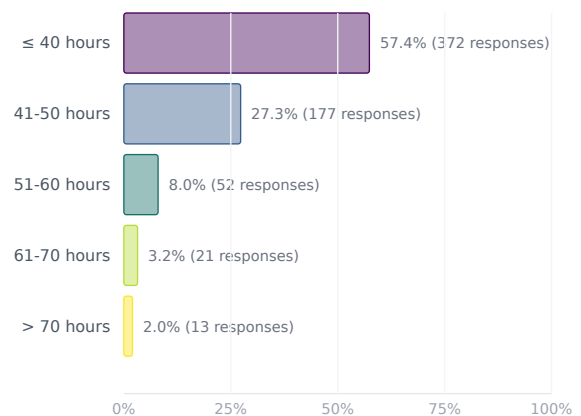
## Responses to: "Which of the following categories best describes your current working situation as a journalist?" (20% weight in financial dimension)



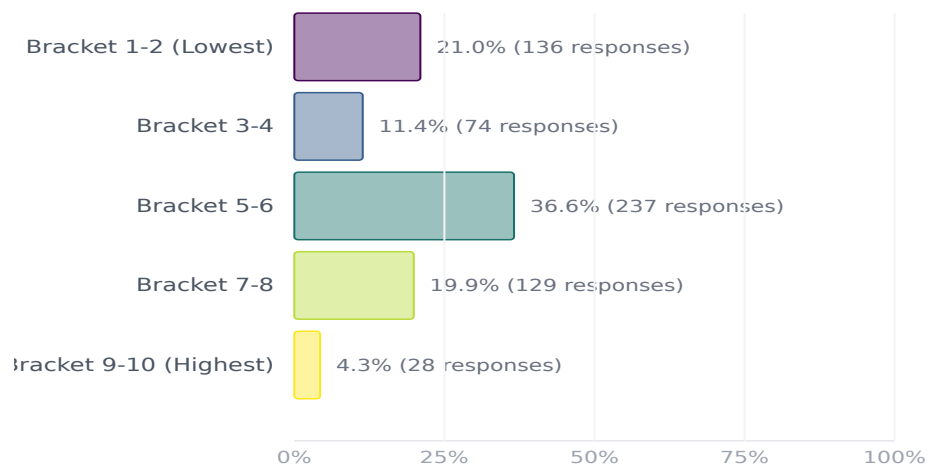
## Responses to "Approximately what percentage of your overall work-related income comes from your work as a journalist?" (20% weight in financial dimension)



## Responses to: "How many hours a week on average do you work as a journalist?" (20% weight in financial dimension)



## Responses to: "In which of the following categories does your salary as a journalist fall?" (20% weight in financial dimension)



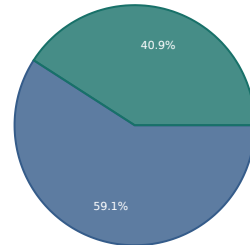
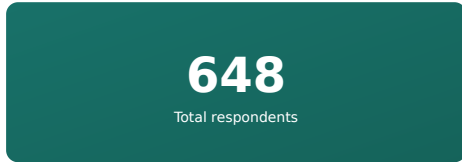
Options are given on a 10-point scale specific to each country.

# Demographics

This section contains demographic information about survey respondents from Italy.

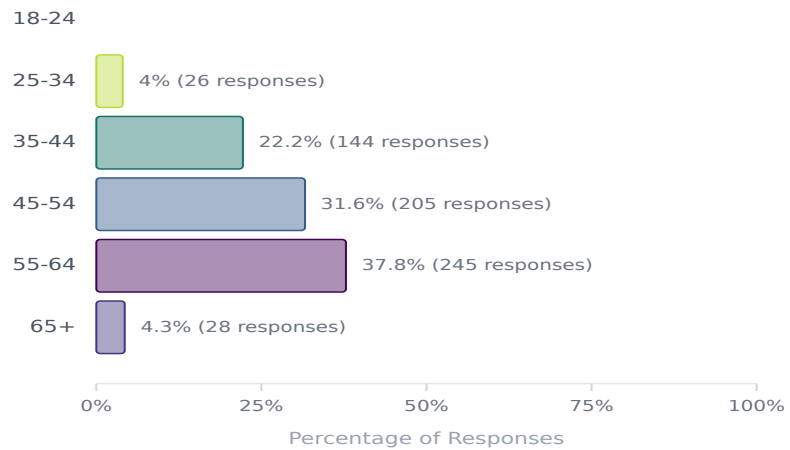
## Gender Breakdown of Respondents

### Survey Participation

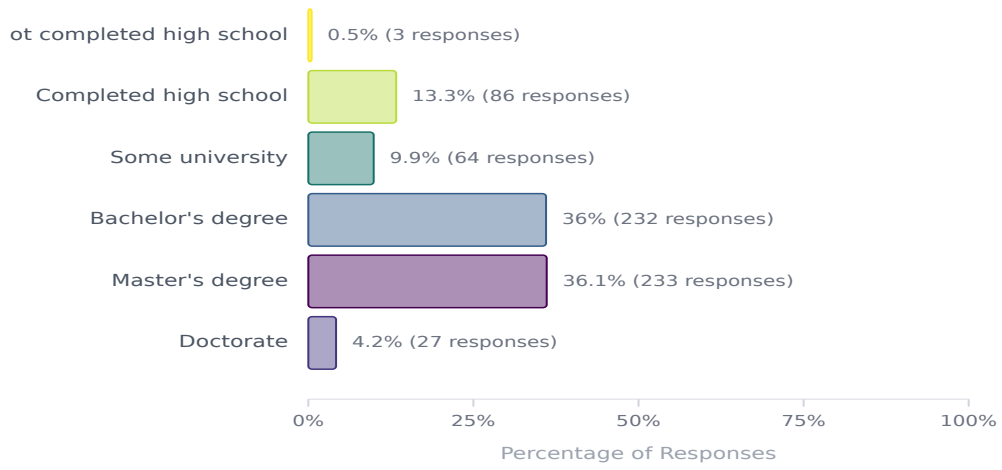


Male (383, 59.1%) Female (265, 40.9%) Other (0, 0.0%)

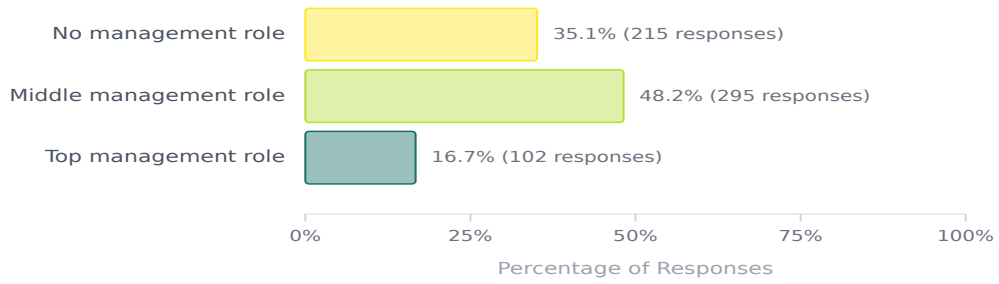
## Age Distribution of Respondents



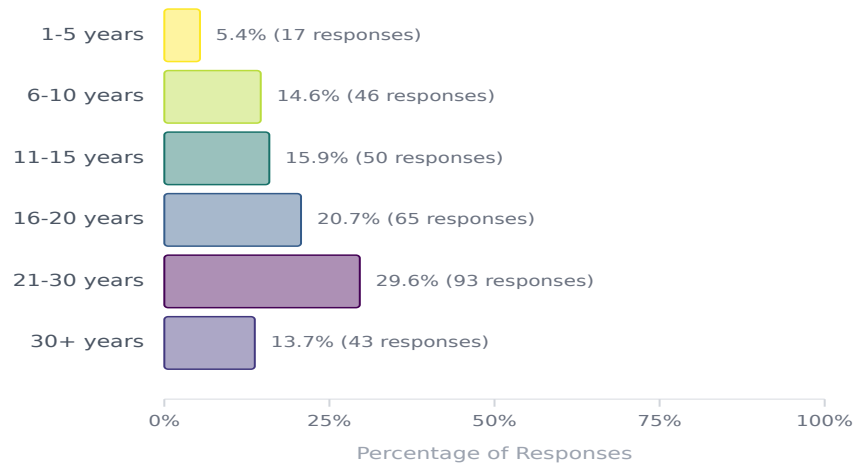
## Education Level of Respondents



## Workplace Position of Respondents



## Years of Experience as Journalist



For more detailed information about the methodology and complete findings, please visit the full country page at: <https://safetyofjournalists.org/index/country/italy>

---

© 2026 - A joint initiative between the University of Liverpool and the Worlds of Journalism Study, in co-operation with UNESCO

For more information, visit [safetyofjournalists.org](https://safetyofjournalists.org)

Document generated automatically on June 13, 2026 at 11:05