

Safety of Journalists Country Report

Kazakhstan

Generated on May 23, 2026

Report Authors

Gulmira Sultanbayeva (*Al-Farabi Kazakh National University*)
Doctor of Political Sciences, professor

Aitolkyn Ashimova (**Al-Farabi Kazakh National University, Kazakhstan**)

The situation regarding journalists' safety in Kazakhstan remains critical, as evidenced by the growing number of attacks, threats, and detentions, as well as the increase in cyberattacks on independent media. These factors create significant risks for journalists, limiting their professional activities and presenting a challenge to freedom of speech. Cyberattacks targeting independent outlets such as Orda.kz and UlysMedia are a serious concern for digital security, allowing authorities to suppress criticism and restrict press freedom. Under such conditions, journalists are forced to work under constant psychological and physical pressure, which undermines their ability to carry out their duties effectively.

Legal protection for journalists in Kazakhstan also remains insufficient. Cases of political repression highlight the lack of effective mechanisms to safeguard against unlawful accusations and persecution. The murder of journalist Aidos Sadykov, condemned by UNESCO, once again illustrates the serious risks faced by media representatives in Kazakhstan. This tragic incident emphasizes the need for safe and proactive steps to strengthen the legal protection of journalists and to create a secure environment for independent media, which, in turn, will help reinforce democratic processes in the country.

Safety Index Scores

Overall Safety Score

64.08

Safety Dimensions

Physical Safety

60.23

Psychological Safety

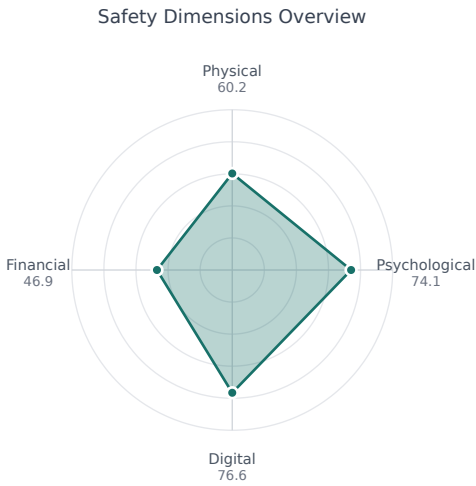
74.1

Digital Safety

Financial Safety

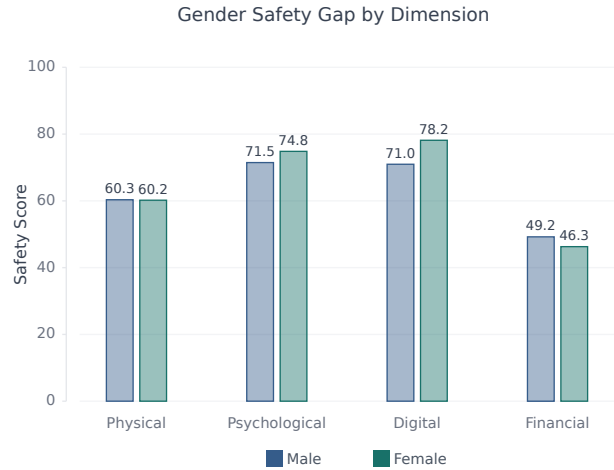
Overview

The Safety of Journalists Index provides a comprehensive measurement of journalist safety across four dimensions. The charts below show how Kazakhstan performs across each dimension and highlight any gender-based disparities.



Safety Dimensions

This radar chart displays how the country performs across all four safety dimensions, revealing areas of strength and concern.



Gender Safety Gap

This comparison highlights differences in safety experiences between male and female journalists, revealing potential gender-based disparities.

Physical Safety

The physical dimension carries **50% weight in the safety index**.

0

Journalist Killings

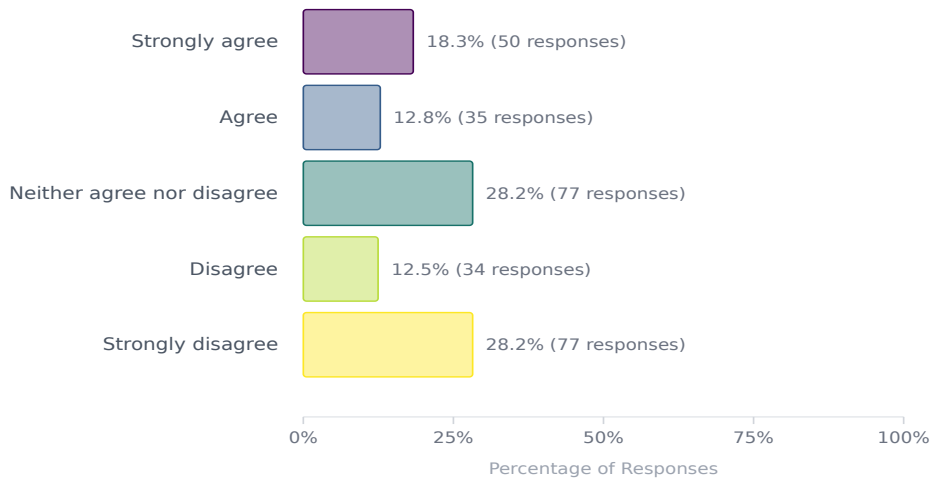
2016-2024

No journalist killings have been recorded in Kazakhstan between 2016 and 2024.

Note: This indicator carries 35% of the weight within the physical dimension of the Safety Index, making it the most significant factor in this category.

Data sourced from UNESCO Observatory of Killed Journalists.

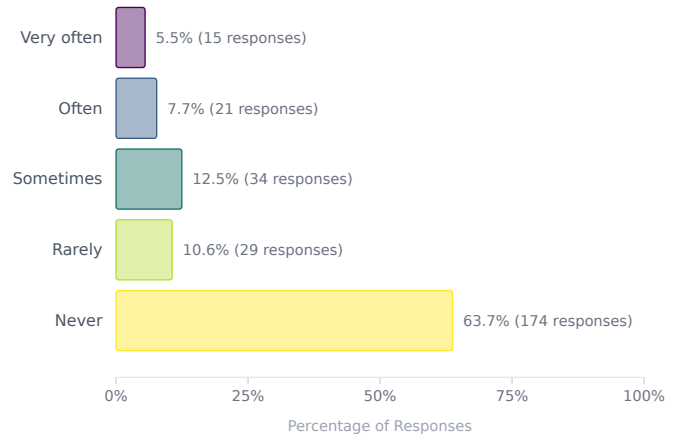
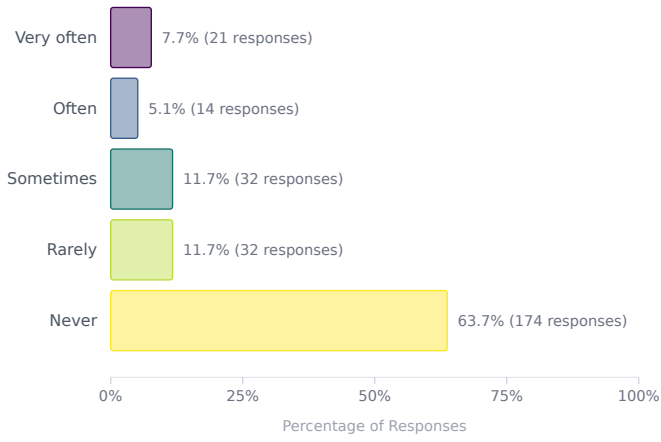
Responses to: "I am concerned about my physical wellbeing" (20% weight in physical dimension)



Responses to: "In the last five years, how often have you experienced any of the following actions related to your work as a journalist?"

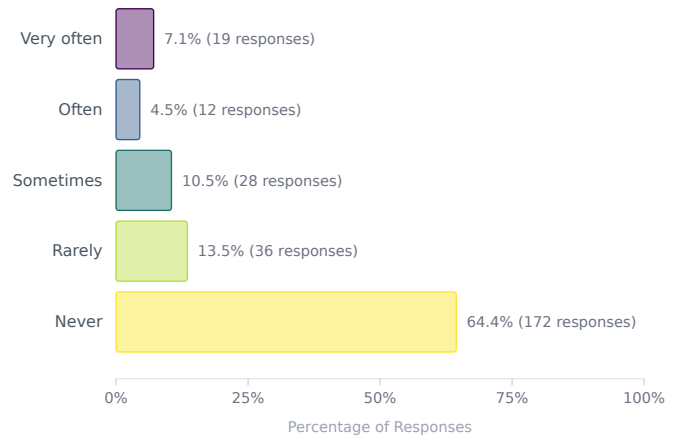
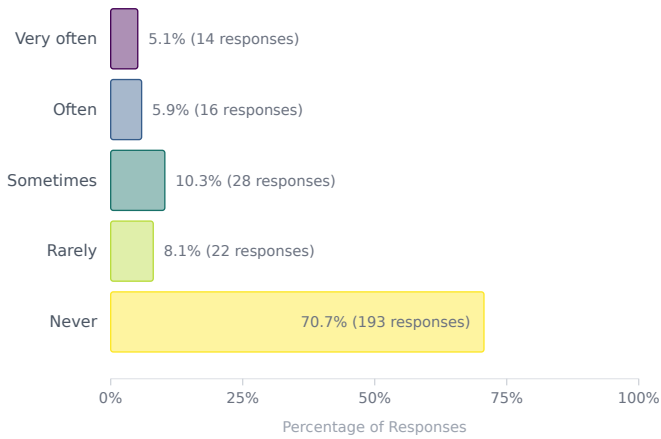
Arrests, detentions or imprisonment (15% weight in physical dimension)

Sexual assault or sexual harassment (15% weight in physical dimension)



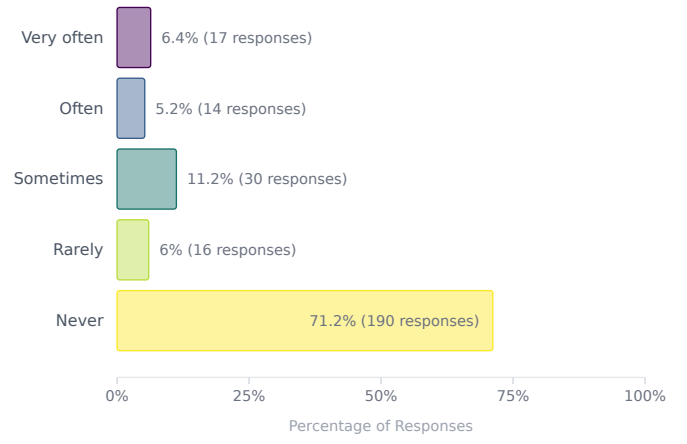
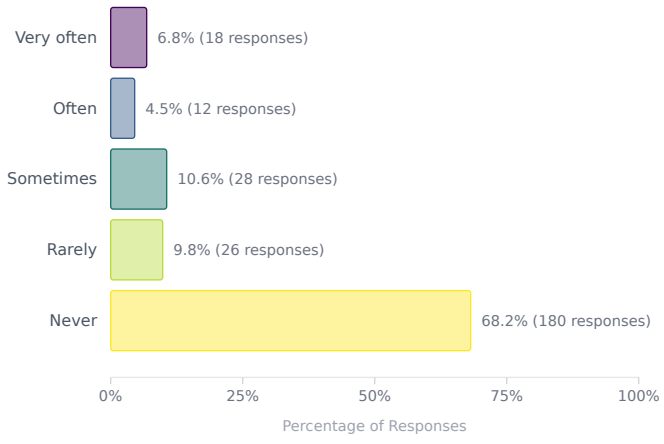
Other physical attacks (15% weight in physical dimension)

Abductions (did not contribute to calculation)



Office raids or seizures or damage of equipment (did not contribute to calculation)

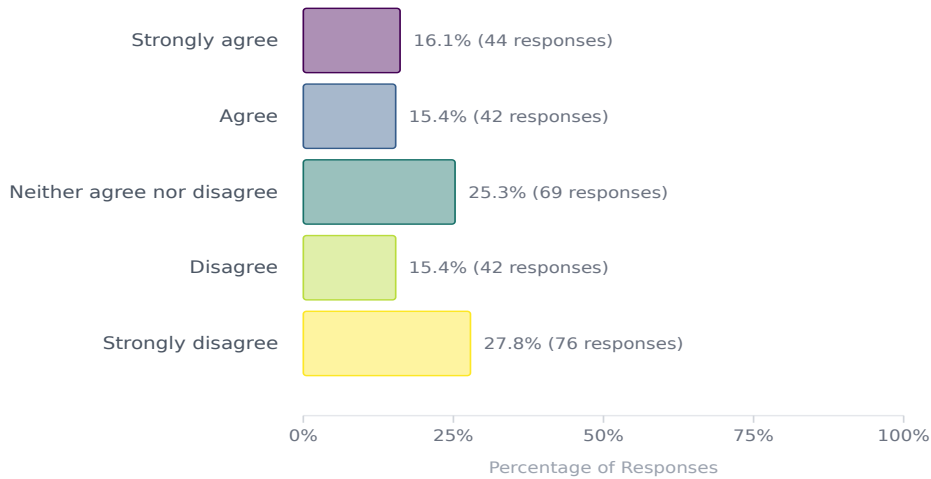
Being required to work in an environment where COVID-19 had easily spread (did not contribute to calculation)



Psychological Safety

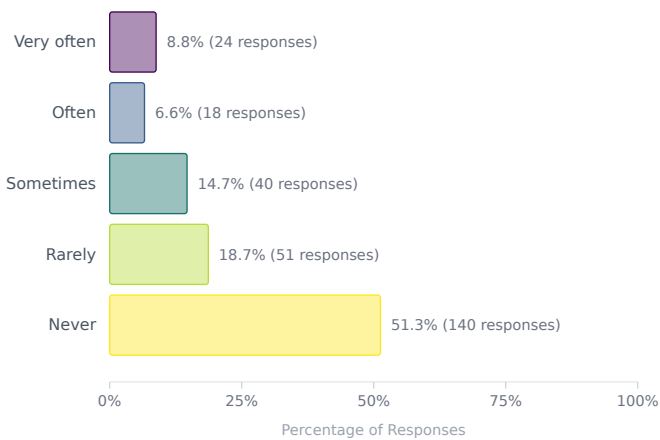
The psychological dimension carries **25% weight in the safety index**.

Responses to: "I am concerned about my emotional wellbeing" (20% weight in psychological dimension)

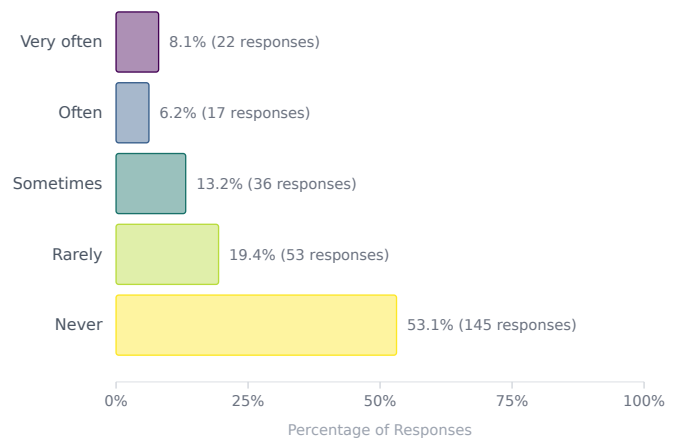


Responses to: "In the last five years, how often have you experienced any of the following actions related to your work as a journalist?"

Demeaning or hateful speech directed at you (16% weight in psychological dimension)



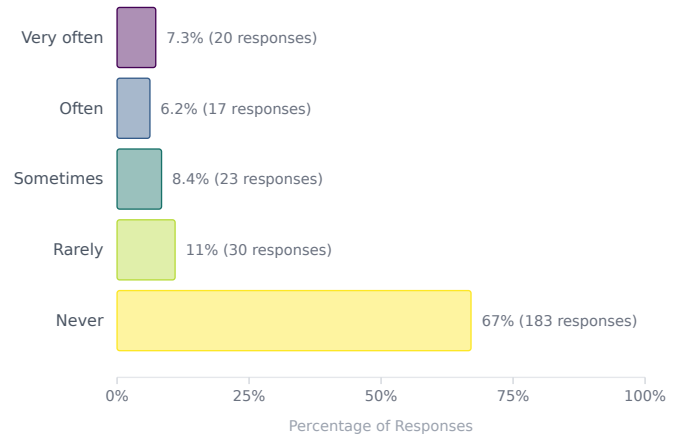
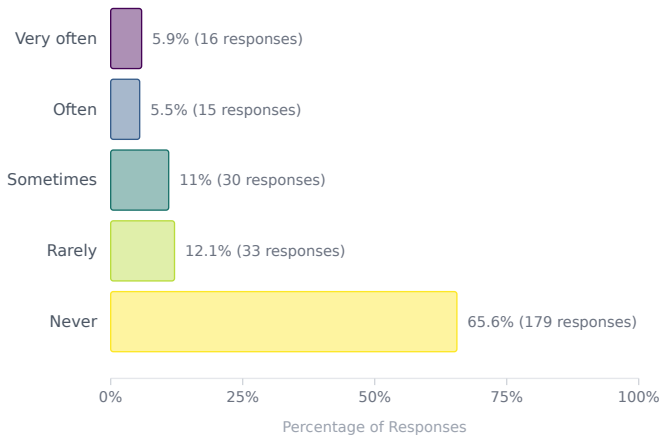
Public discrediting of your work (16% weight in psychological dimension)



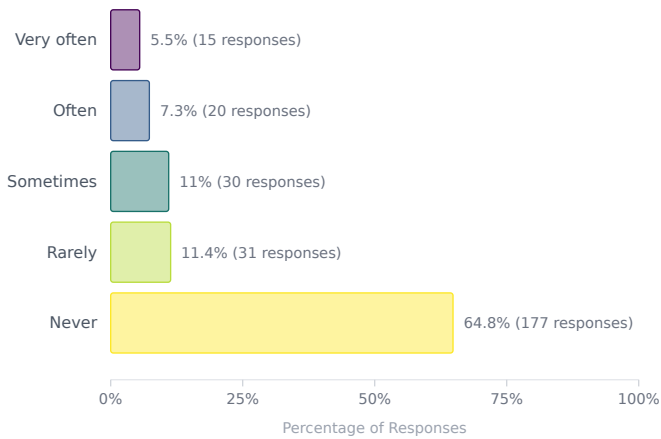
Legal actions against you because of your work (16% weight in psychological dimension)

Stalking (16% weight in psychological dimension)

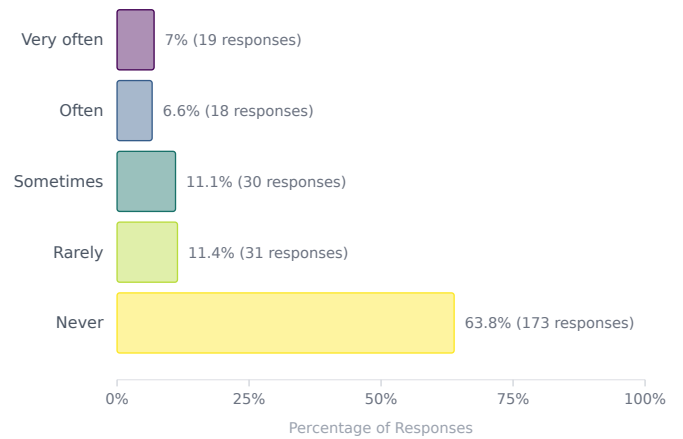
dimension)



Other threats or intimidation directed at you (16% weight in psychological dimension)

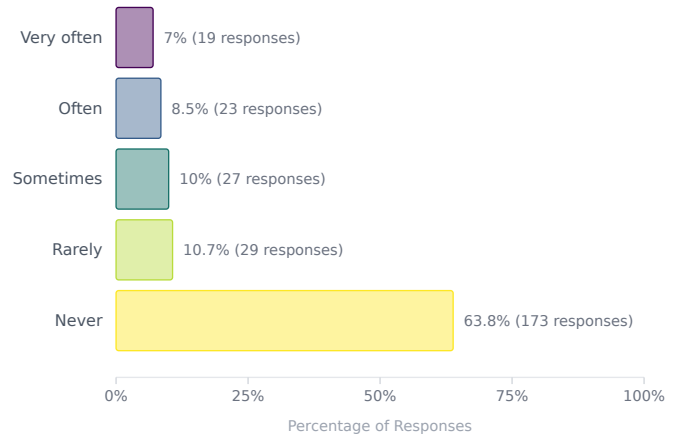
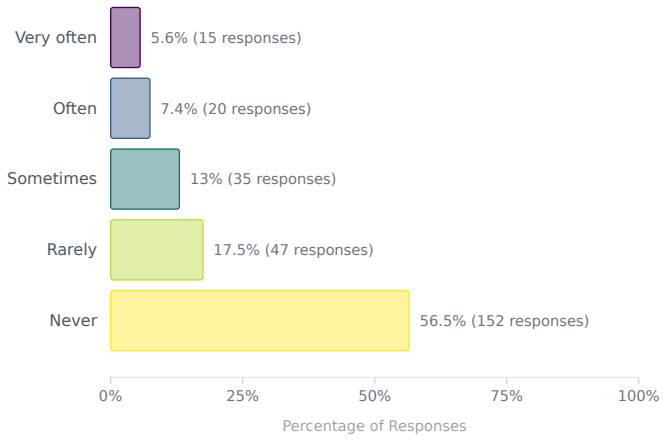


Coercion (did not contribute to calculation)

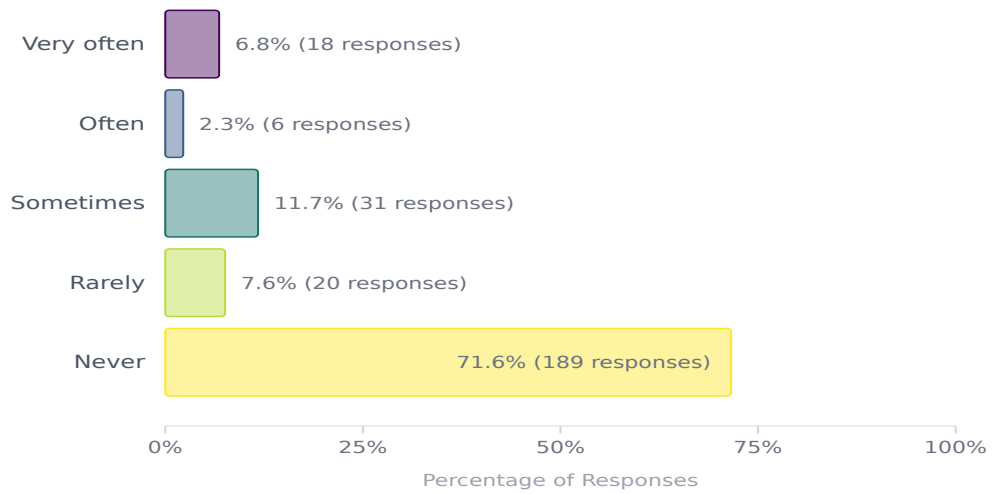


Questioning of your personal morality (did not contribute to calculation)

Workplace bullying (did not contribute to calculation)



Intimidation that targets your family or close associates (did not contribute to calculation)

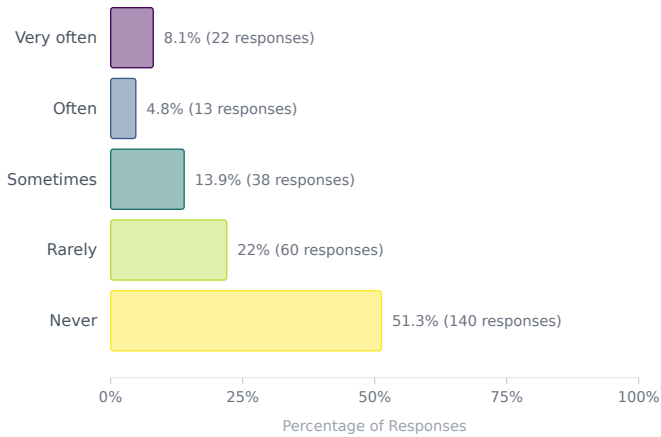


Digital Safety

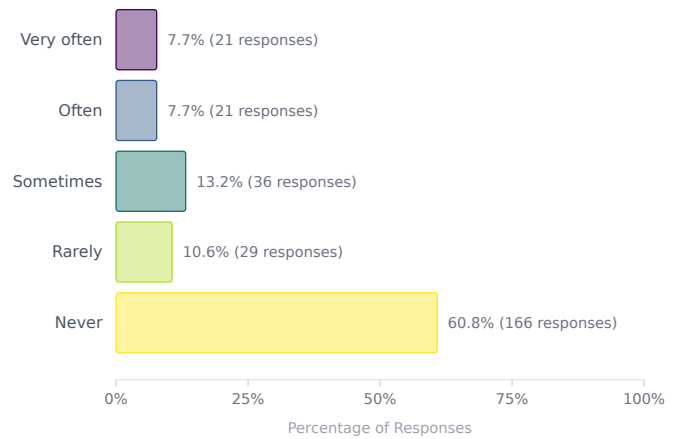
The digital dimension carries **12.5% weight in the safety index.**

Responses to: "In the last five years, how often have you experienced any of the following actions related to your work as a journalist?"

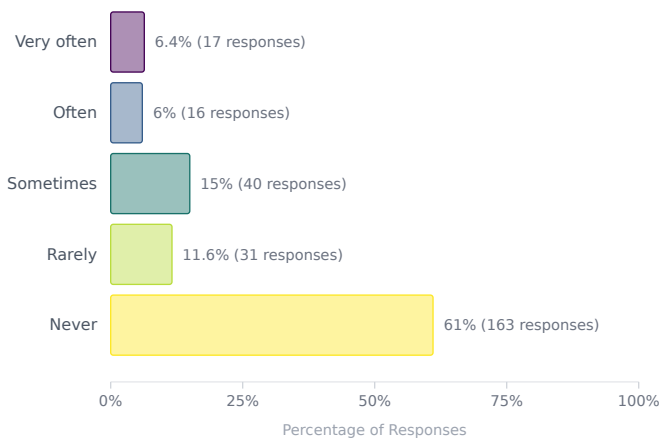
Surveillance (50% weight in digital dimension)



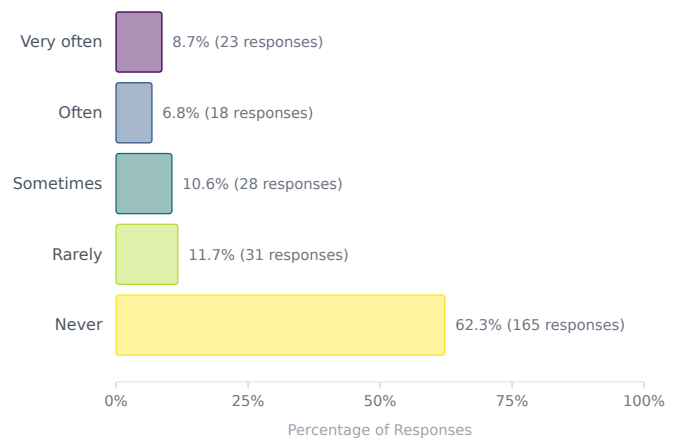
Hacking or blocking of social media accounts or websites (50% weight in digital dimension)



Others using your byline for fabricated or manipulated stories (did not contribute to calculation)



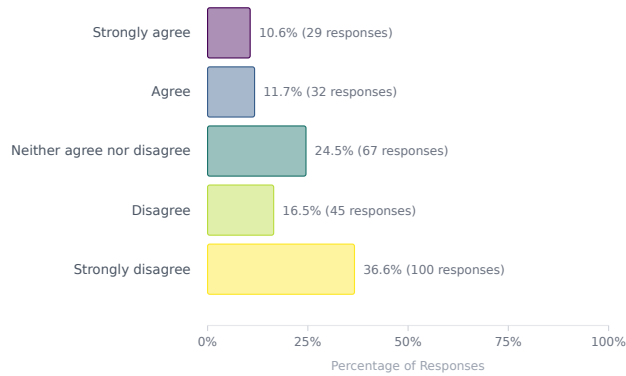
Others disseminating your personal information (did not contribute to calculation)



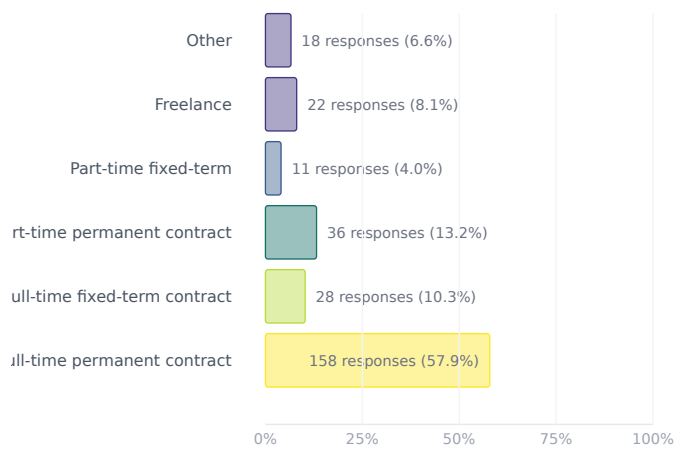
Financial Safety

The financial dimension carries **12.5% weight in the safety index.**

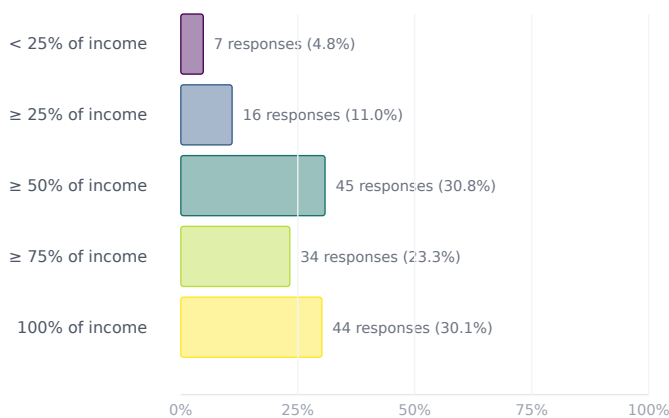
Responses to: "I am worried about losing my job in journalism within the next 12 months" (20% weight in financial dimension)



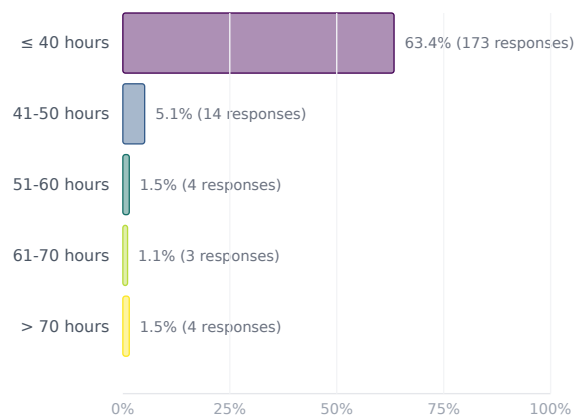
Responses to: "Which of the following categories best describes your current working situation as a journalist?" (20% weight in financial dimension)



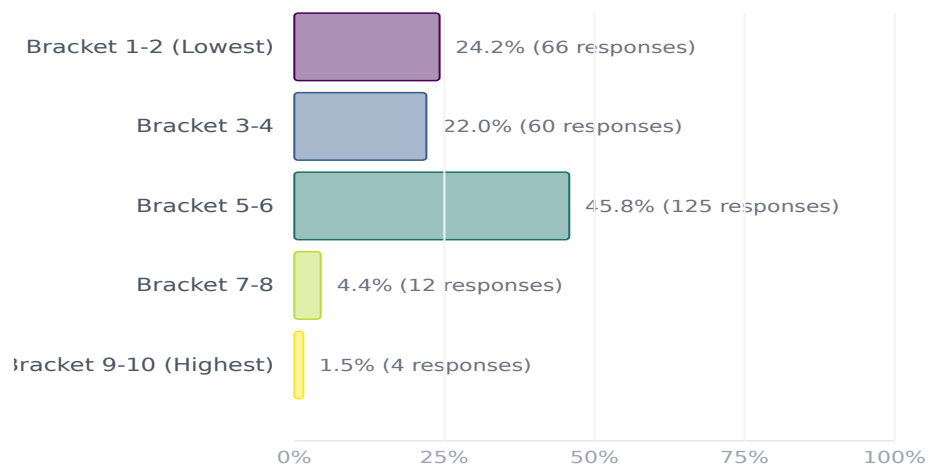
Responses to "Approximately what percentage of your overall work-related income comes from your work as a journalist?" (20% weight in financial dimension)



Responses to: "How many hours a week on average do you work as a journalist?" (20% weight in financial dimension)



Responses to: "In which of the following categories does your salary as a journalist fall?" (20% weight in financial dimension)



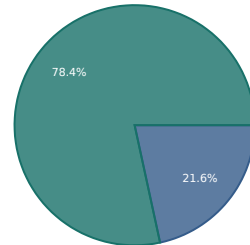
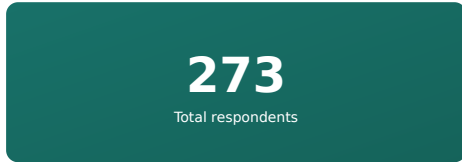
Options are given on a 10-point scale specific to each country.

Demographics

This section contains demographic information about survey respondents from Kazakhstan.

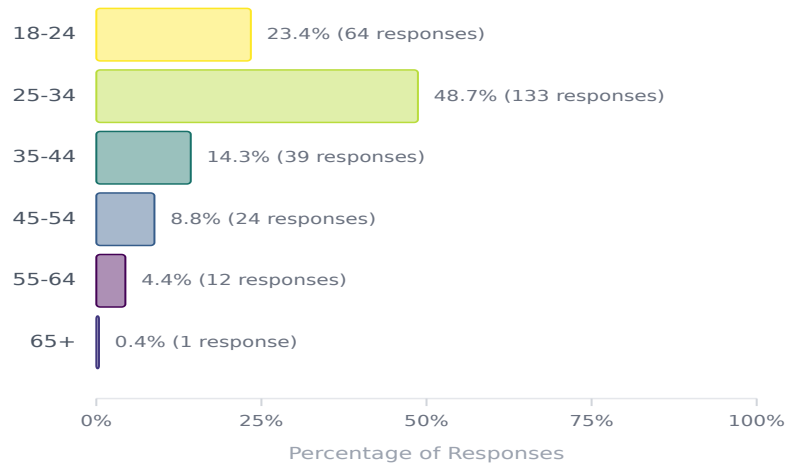
Gender Breakdown of Respondents

Survey Participation



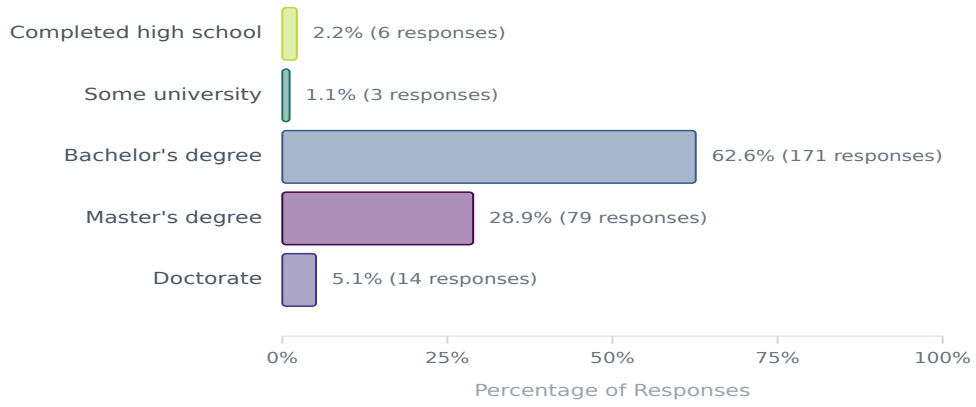
■ Male (59, 21.6%) ■ Female (214, 78.4%) ■ Other (0, 0.0%)

Age Distribution of Respondents

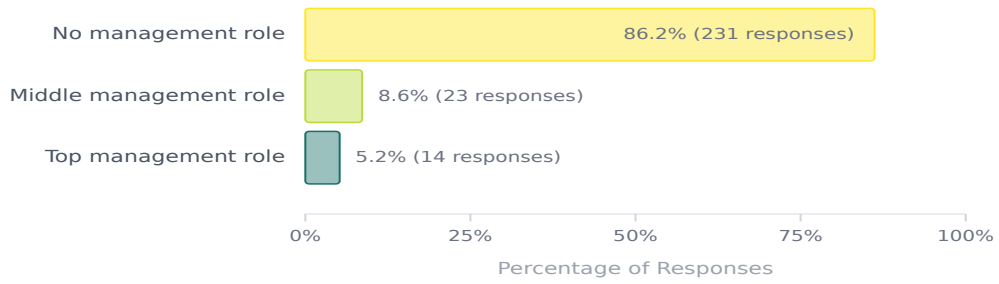


Education Level of Respondents

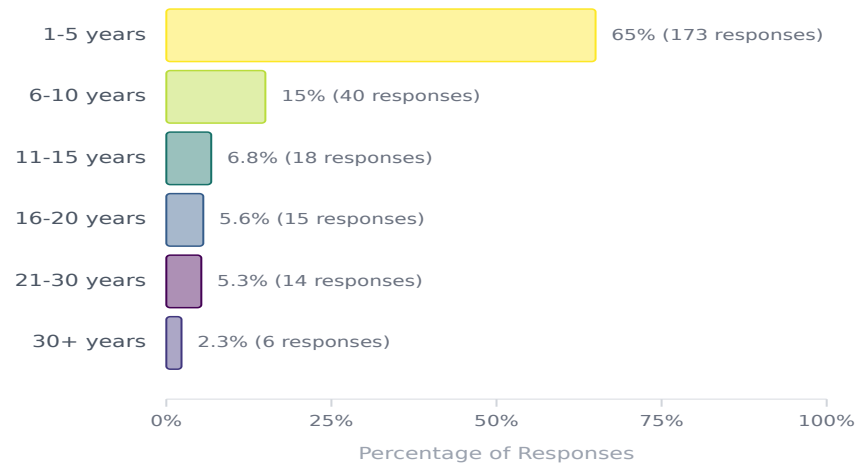
ot completed high school



Workplace Position of Respondents



Years of Experience as Journalist



For more detailed information about the methodology and complete findings, please visit the full country page at: <https://safetyofjournalists.org/index/country/kazakhstan>

© 2026 - A joint initiative between the University of Liverpool and the Worlds of Journalism Study, in co-operation with UNESCO

For more information, visit safetyofjournalists.org

Document generated automatically on May 23, 2026 at 17:23