

Safety of Journalists Country Report

Moldova

Generated on May 15, 2026

Report Authors

Natalia Vasilendiuc (University of Bucharest, Romania)

Marin Eladi (Freelance researcher, Moldova)

Moldova positioned reasonably well in the WJS Global Index for Journalists' Safety, according to the report, in physical safety and psychological safety. The incidents, such as sporadic detentions of journalists in Transnistria, verbal threats from political leaders, and occasional online harassment, were not seen as widespread enough to create a general climate of fear. However, recent events reveal a sharp deterioration, as more journalists are now reporting increased fears of possible threats and facing an intensified sense of intimidation in their everyday professional lives. Thus, while the landscape in 2022-2023 indicated comparatively low physical and psychical risks, the situation has regrettably shifted to a more concerning reality for media workers.

However, the index shows lower ranking for Moldova in terms of digital and financial security. The survey identified spheres of danger such as cyberattacks, illicit surveillance, and precarious economic conditions for journalists. The economic aspect, marked by precarious contracts, poor remuneration, and excessive dependence on short-term funding (including those provided by USAID), was pinpointed as a structural weakness threatening both practitioners' livelihoods and the viability of independent outlets. Since the period when this research was undertaken, these challenges have apparently grown worse, with additional journalists now mentioning fear of hacking, focused harassment, and inadequate financial protection. Recent trends show that the vulnerable digital and financial landscape has reinforced a pervasive sense of fear, therefore calling for urgent and collective action to protect the press and ensure media freedom.

We want to thank Nadine Gogu (Independent Journalism Centre), Victoria Bulicanu (State University of Moldova), and Petru Macovei (Association of Independent Press), as well as the various public and private media outlets, for their invaluable contributions and support.

Safety Index Scores

Overall Safety Score

80.54

Safety Dimensions

Physical Safety

88.16

Psychological Safety

74.44

Digital Safety

83.77

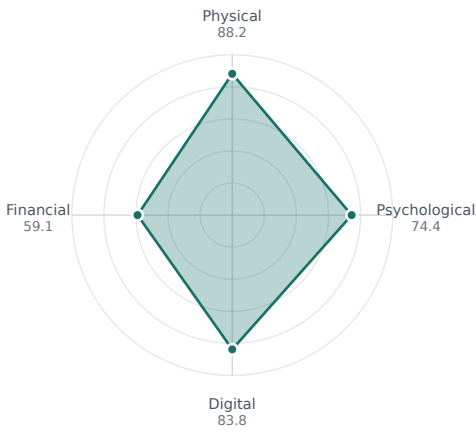
Financial Safety

59.05

Overview

The Safety of Journalists Index provides a comprehensive measurement of journalist safety across four dimensions. The charts below show how Moldova performs across each dimension and highlight any gender-based disparities.

Safety Dimensions Overview



Safety Dimensions

This radar chart displays how the country performs across all four safety dimensions, revealing areas of strength and concern.

Gender Safety Gap by Dimension



Gender Safety Gap

This comparison highlights differences in safety experiences between male and female journalists, revealing potential gender-based disparities.

Physical Safety

The physical dimension carries **50% weight in the safety index**.

0

Journalist Killings

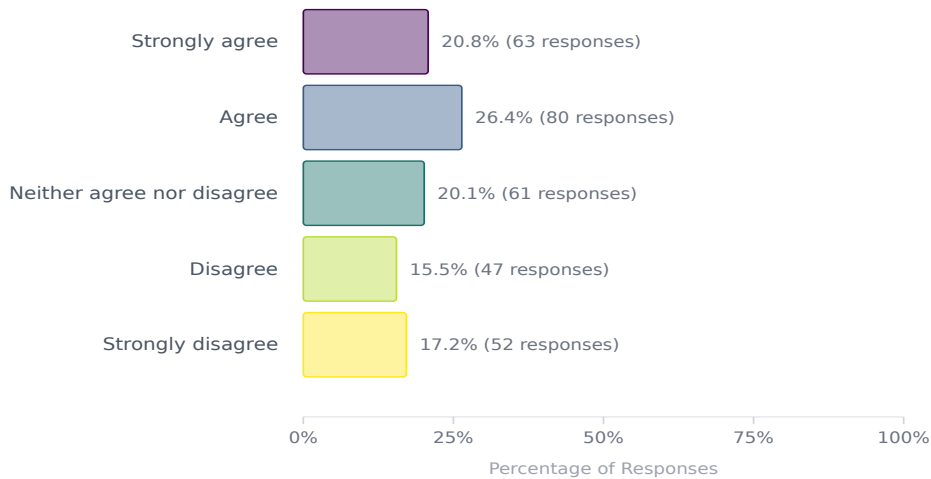
2016-2024

No journalist killings have been recorded in Moldova between 2016 and 2024.

Note: This indicator carries 35% of the weight within the physical dimension of the Safety Index, making it the most significant factor in this category.

Data sourced from UNESCO Observatory of Killed Journalists.

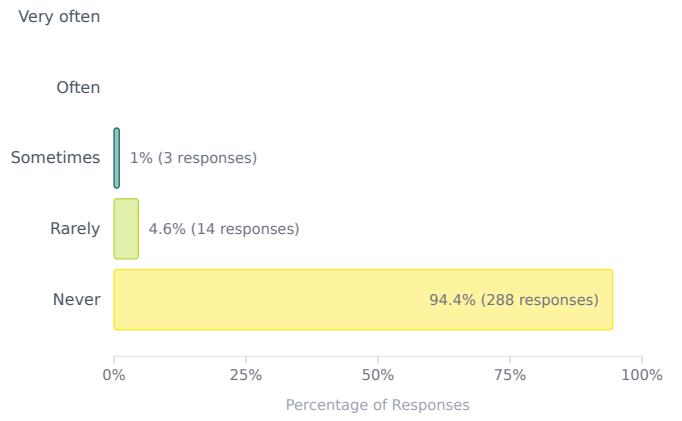
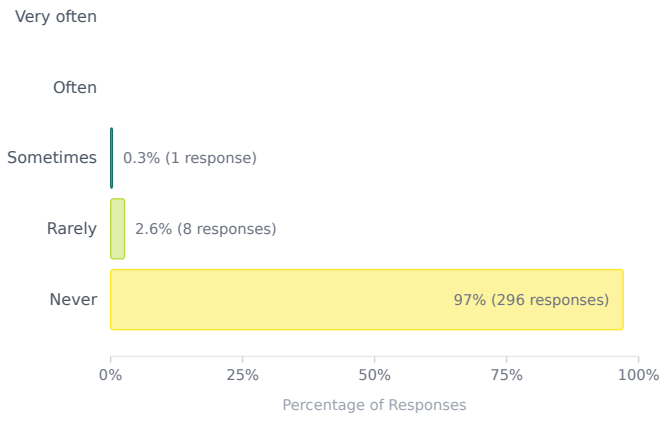
Responses to: "I am concerned about my physical wellbeing" (20% weight in physical dimension)



Responses to: "In the last five years, how often have you experienced any of the following actions related to your work as a journalist?"

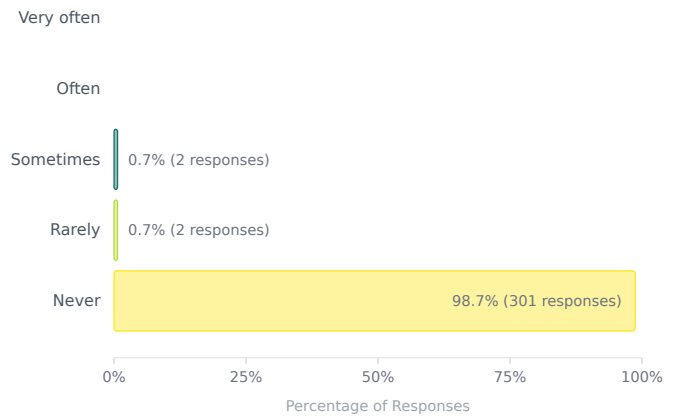
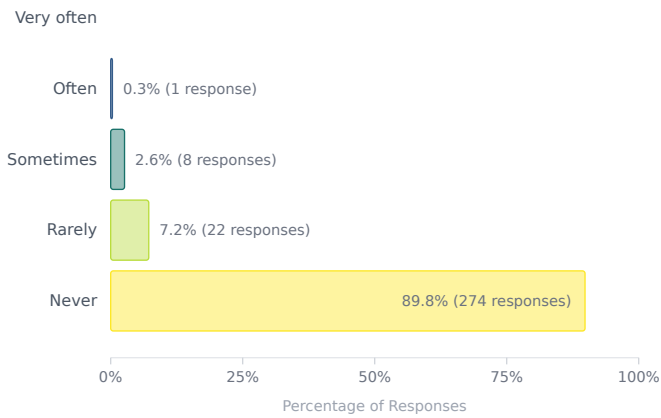
Arrests, detentions or imprisonment (15% weight in physical dimension)

Sexual assault or sexual harassment (15% weight in physical dimension)



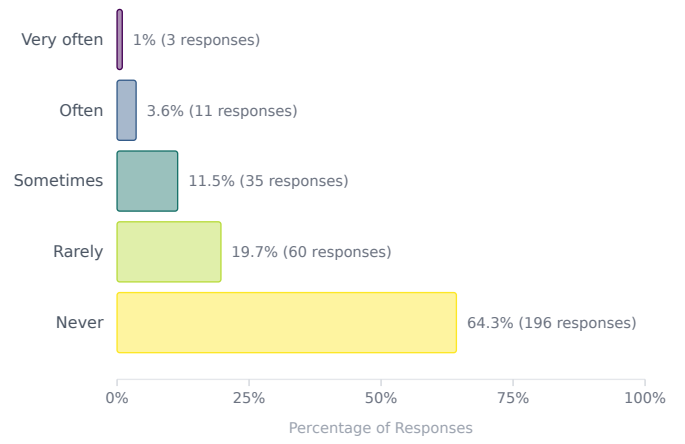
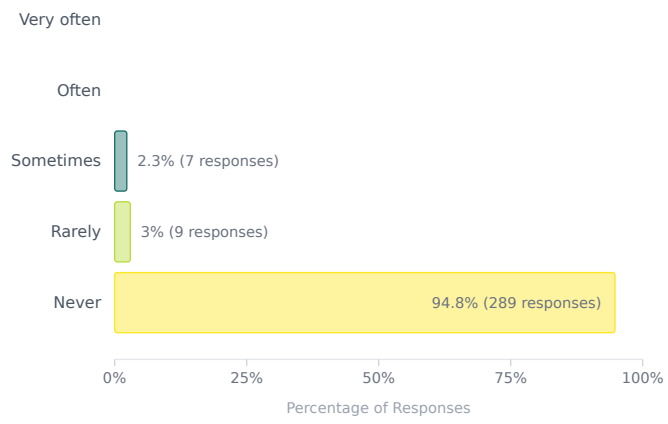
Other physical attacks (15% weight in physical dimension)

Abductions (did not contribute to calculation)



Office raids or seizures or damage of equipment (did not contribute to calculation)

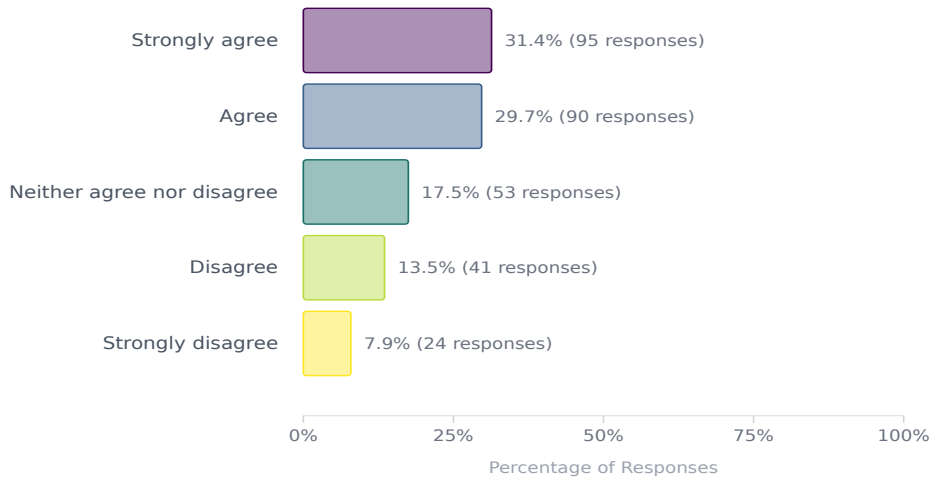
Being required to work in an environment where COVID-19 had easily spread (did not contribute to calculation)



Psychological Safety

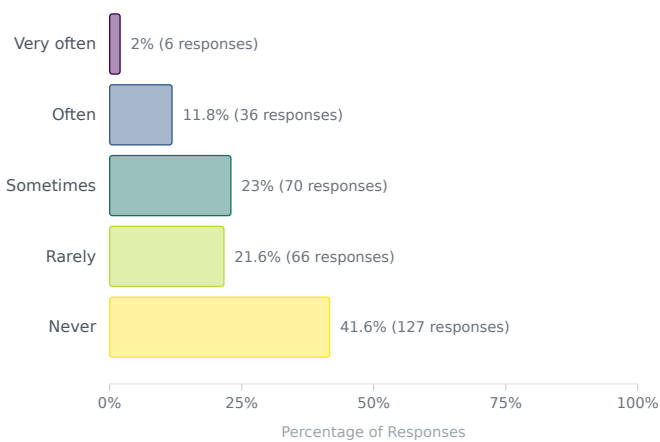
The psychological dimension carries **25% weight in the safety index**.

Responses to: "I am concerned about my emotional wellbeing" (20% weight in psychological dimension)

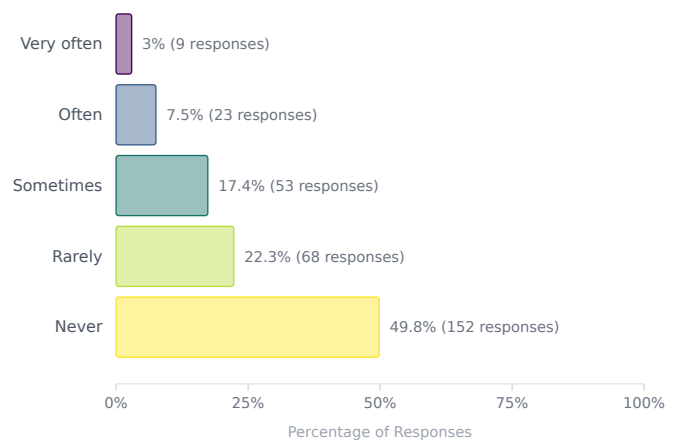


Responses to: "In the last five years, how often have you experienced any of the following actions related to your work as a journalist?"

Demeaning or hateful speech directed at you (16% weight in psychological dimension)



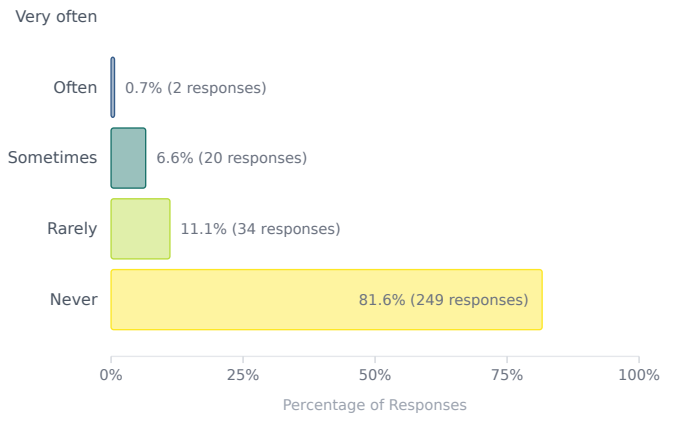
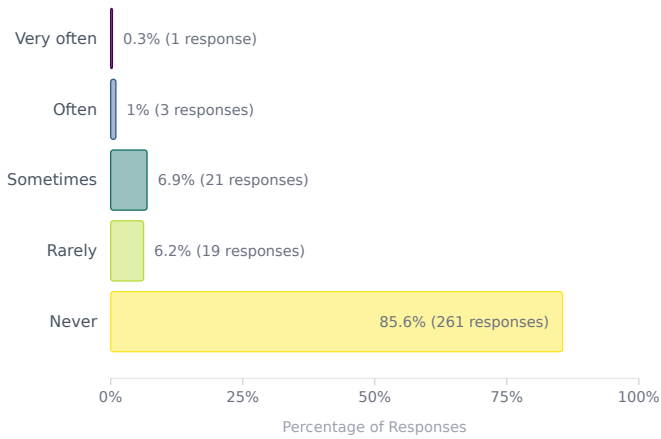
Public discrediting of your work (16% weight in psychological dimension)



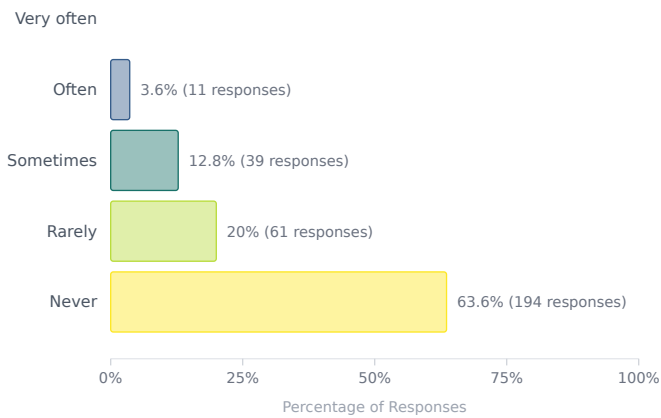
Legal actions against you because of your work (16% weight in psychological dimension)

Stalking (16% weight in psychological dimension)

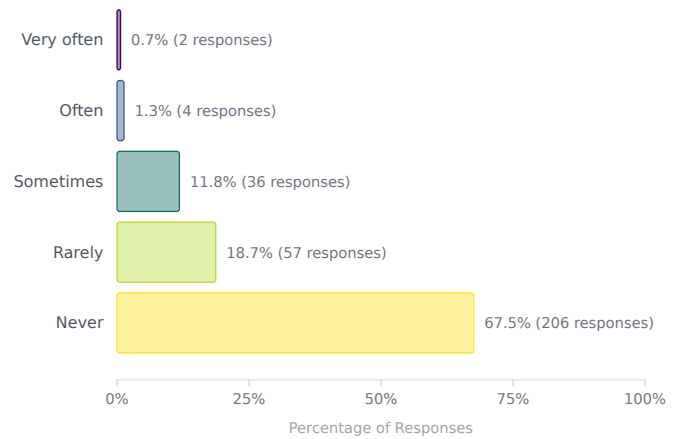
dimension)



Other threats or intimidation directed at you (16% weight in psychological dimension)

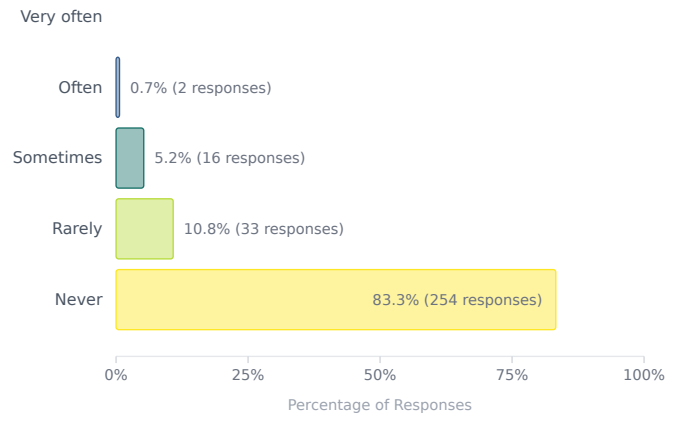
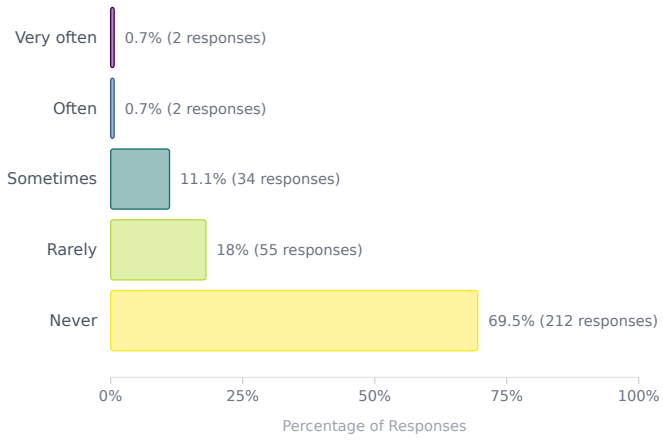


Coercion (did not contribute to calculation)

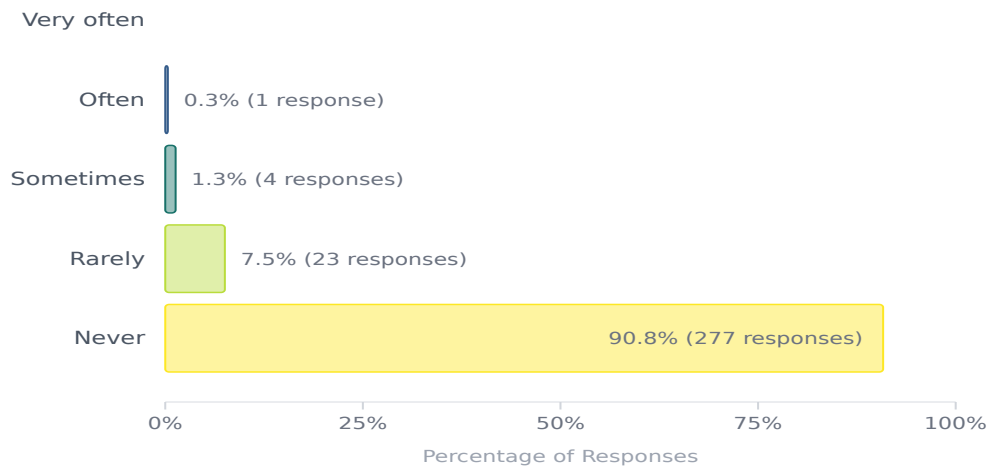


Questioning of your personal morality (did not contribute to calculation)

Workplace bullying (did not contribute to calculation)



Intimidation that targets your family or close associates (did not contribute to calculation)

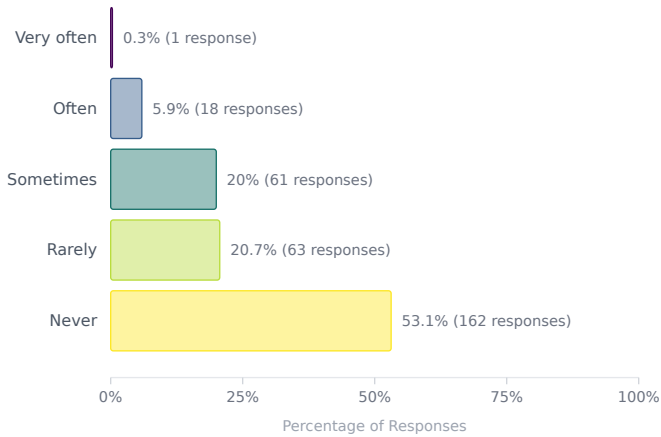


Digital Safety

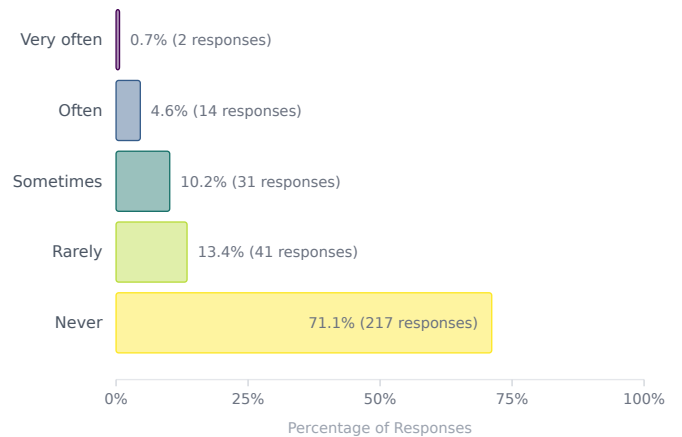
The digital dimension carries **12.5% weight in the safety index.**

Responses to: "In the last five years, how often have you experienced any of the following actions related to your work as a journalist?"

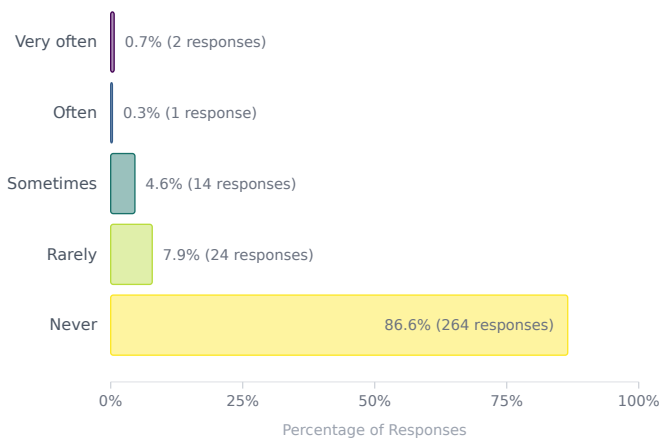
Surveillance (50% weight in digital dimension)



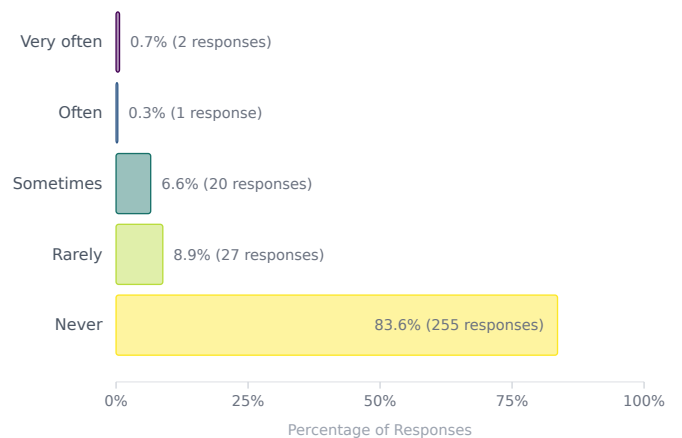
Hacking or blocking of social media accounts or websites (50% weight in digital dimension)



Others using your byline for fabricated or manipulated stories (did not contribute to calculation)



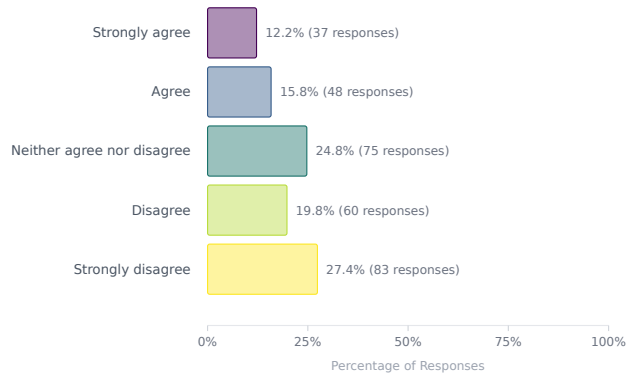
Others disseminating your personal information (did not contribute to calculation)



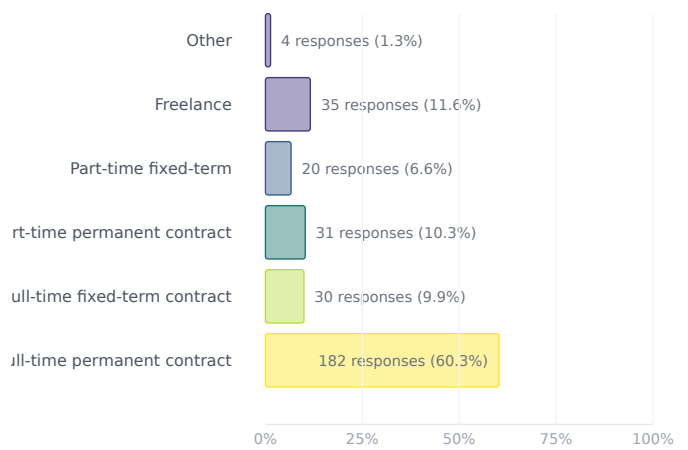
Financial Safety

The financial dimension carries **12.5% weight in the safety index.**

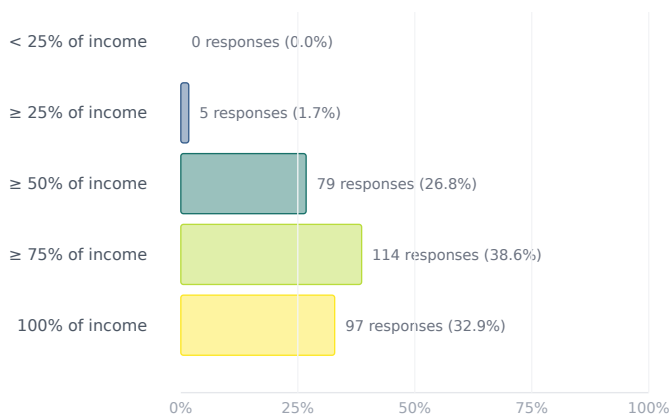
Responses to: "I am worried about losing my job in journalism within the next 12 months" (20% weight in financial dimension)



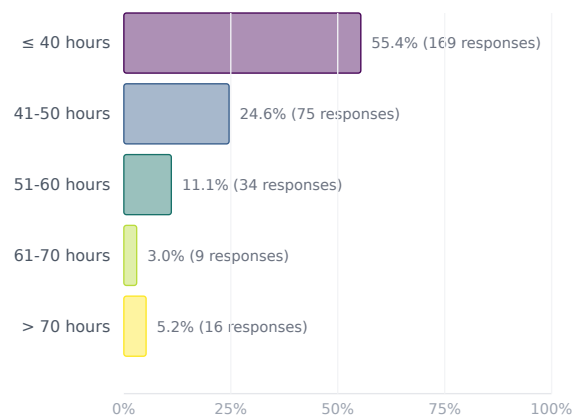
Responses to: "Which of the following categories best describes your current working situation as a journalist?" (20% weight in financial dimension)



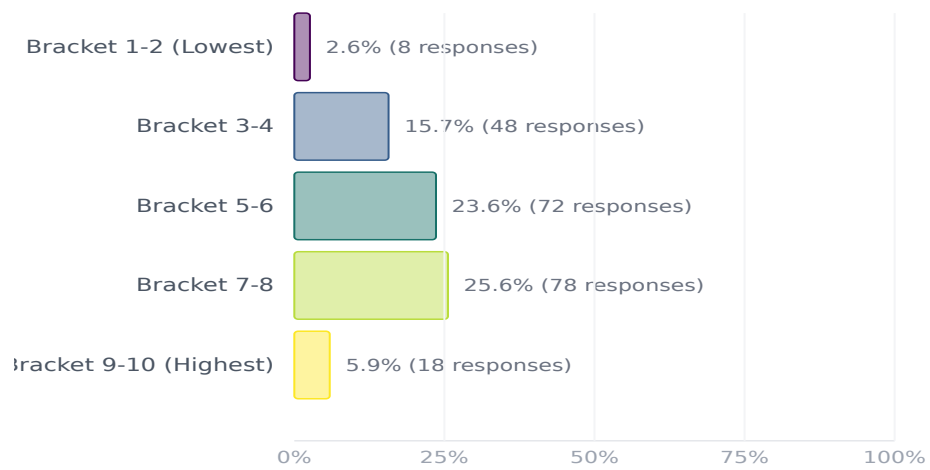
Responses to "Approximately what percentage of your overall work-related income comes from your work as a journalist?" (20% weight in financial dimension)



Responses to: "How many hours a week on average do you work as a journalist?" (20% weight in financial dimension)



Responses to: "In which of the following categories does your salary as a journalist fall?" (20% weight in financial dimension)



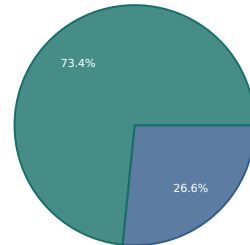
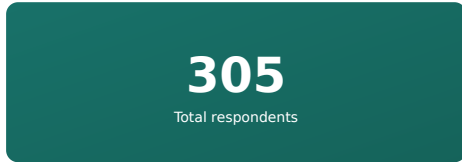
Options are given on a 10-point scale specific to each country.

Demographics

This section contains demographic information about survey respondents from Moldova.

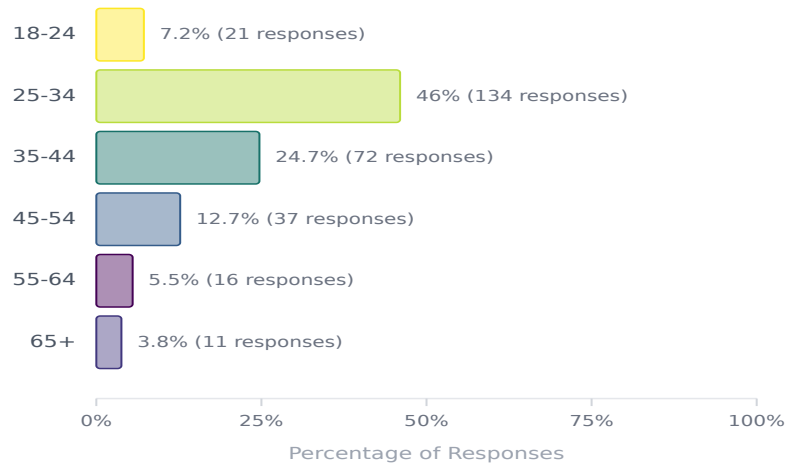
Gender Breakdown of Respondents

Survey Participation

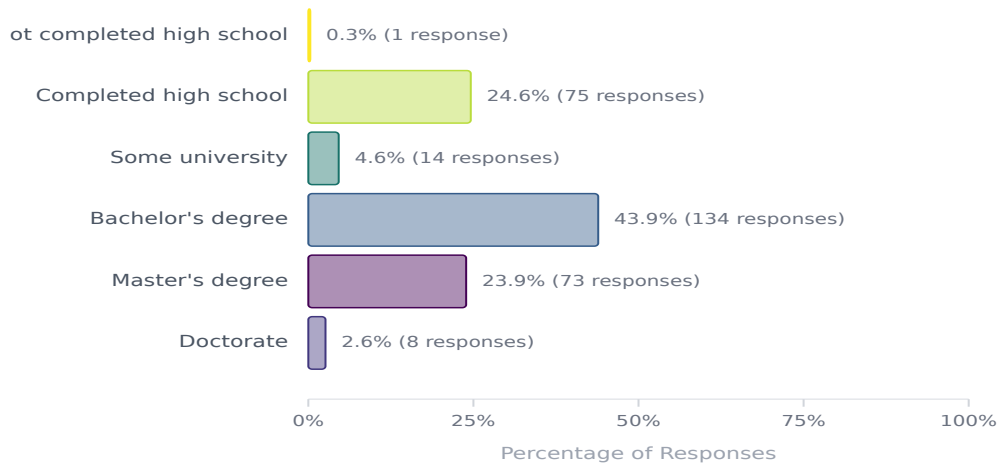


Male (81, 26.6%) Female (224, 73.4%) Other (0, 0.0%)

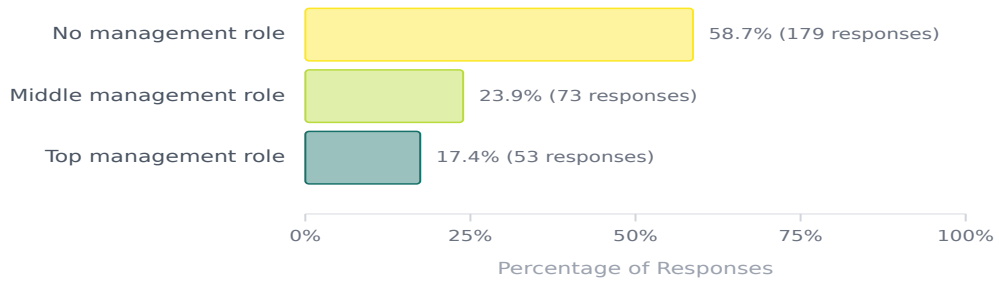
Age Distribution of Respondents



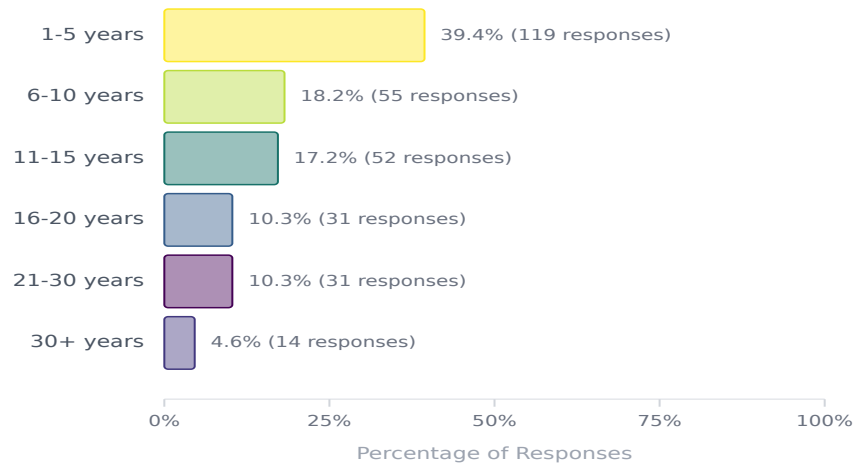
Education Level of Respondents



Workplace Position of Respondents



Years of Experience as Journalist



For more detailed information about the methodology and complete findings, please visit the full country page at: <https://safetyofjournalists.org/index/country/moldova>

© 2026 - A joint initiative between the University of Liverpool and the Worlds of Journalism Study, in co-operation with UNESCO

For more information, visit safetyofjournalists.org

Document generated automatically on May 15, 2026 at 15:54