

Safety of Journalists Country Report

North Macedonia

Generated on June 14, 2026

Report Authors

Igor Micevski (*Research Institute on Social Development RESIS, North Macedonia*)

Snezana Trpevska (**Research Institute on Social Development RESIS, North Macedonia**)

North Macedonia ranks highly in the index largely due to the low number of actual incidents and attacks reported by journalists interviewed in the survey conducted in 2023/2024. The sample of 232 respondents is representative of the country's overall population of journalists with the public service media and the national private TV stations comprising the largest sample segments. The composition of the sample had an impact on the country's overall safety score, due to the more stable working and financial position of journalists employed in the larger media outlets. Comparatively, in other media sectors in this highly fragmented media system - especially in local and regional radio and TV stations and in the numerous smaller online media outlets - journalists face greater insecurities and risks. The Physical safety dimension has the highest score (92.42%), mostly because in the years after the pandemic, there have been virtually no arrests or detentions of journalists, female journalists reported insignificant number of cases of sexual assaults and harassment, and there have been few physical attacks overall. Nevertheless, more than a quarter of journalists, most of whom are women, expressed concerns about their physical wellbeing, which may be due to reasons other than the fear related to their physical safety. Digital safety also has a high score (92.35%), which is a result of the largest percentage of journalists (84%) reporting that they have never been subject to surveillance, nor have their social media accounts or websites been hacked or blocked. The dimension related to Psychological safety has a slightly lower score - 80%. A third of the surveyed journalists (34.4%), again mostly women, are concerned about their emotional and mental well-being, which seems to be largely related to stress at work, especially in understaffed newsrooms where each journalist has to cover many subject areas - 83% reported not having a primary beat or specialization. In public, journalist associations often complain about cases of hate speech and intimidation of journalists in the online domain. The survey confirms these concerns - interviewed journalists were often (15%) or sometimes (24%) exposed to demeaning or hateful speech. Other indicators in this dimension do not seem to pose a large problem for journalists: most of them have never been exposed to: stalking (92%), to legal actions against them (92%), to public discrediting (73%), or to other threats and intimidation (73%). The Financial safety dimension has the lowest score of the four (74.22%). The employment status is relatively stable for journalists working in the public service broadcaster, the state news agency and some of the biggest private media, but largely uncertain in the smaller local TV and radio stations and in the abundant online media outlets. Most interviewed journalists (77%) do have full-time permanent contracts, which correlates with the lower levels of their concern about losing their employment: the majority (75%), mainly from the public service and national private media, are not worried about losing their jobs. However, other journalists - most of them from smaller and unsustainable private media, where they are engaged with fixed-term contracts or types of insecure engagements (around 23%) - are in constant uncertainty about their future. And finally, but probably most importantly to emphasize here, is that the most serious problem is that journalism is underappreciated and undervalued profession - 70% of journalists have reported a monthly salary below 650 euros - country's average

at the time of the data collection. 33% out of the total number of respondents, have reported a monthly salary closer to the country's minimum wage than to the country's average, at the time of data collection.

Safety Index Scores

Overall Safety Score

86.61

Safety Dimensions

Physical Safety

92.42

Psychological Safety

80.05

Digital Safety

92.35

Financial Safety

70.75

Overview

The Safety of Journalists Index provides a comprehensive measurement of journalist safety across four dimensions. The charts below show how North Macedonia performs across each dimension and highlight any gender-based disparities.

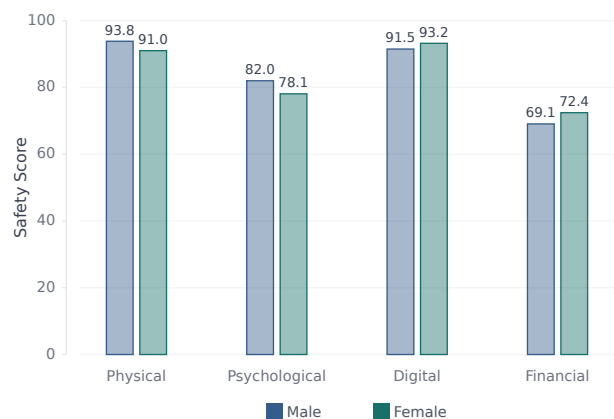
Safety Dimensions Overview



Safety Dimensions

This radar chart displays how the country performs across all four safety dimensions, revealing areas of strength and concern.

Gender Safety Gap by Dimension



Gender Safety Gap

This comparison highlights differences in safety experiences between male and female journalists, revealing potential gender-based disparities.

Physical Safety

The physical dimension carries **50% weight in the safety index**.

0

Journalist Killings

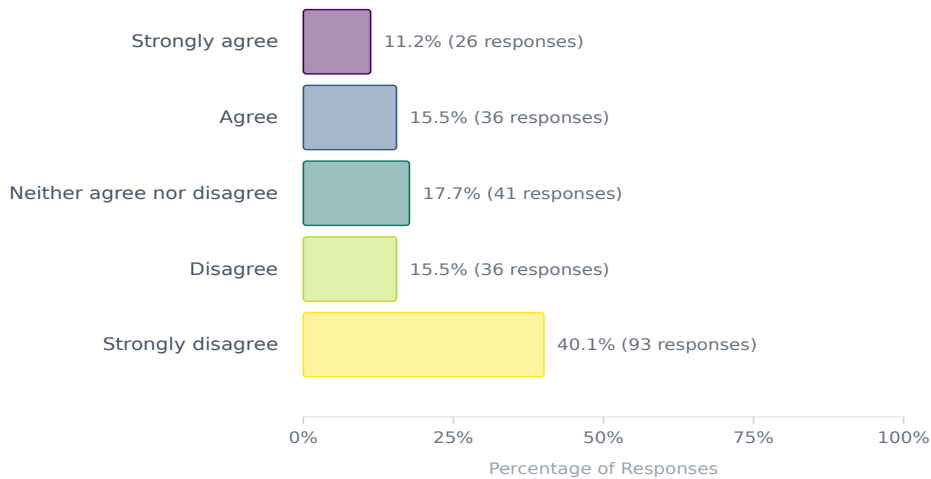
2016-2024

No journalist killings have been recorded in North Macedonia between 2016 and 2024.

Note: This indicator carries 35% of the weight within the physical dimension of the Safety Index, making it the most significant factor in this category.

Data sourced from UNESCO Observatory of Killed Journalists.

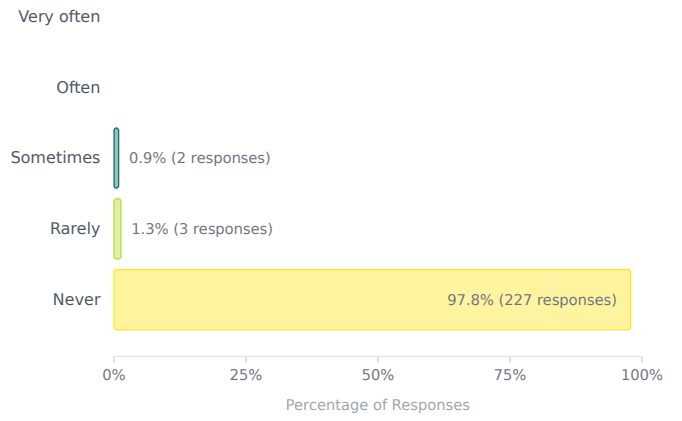
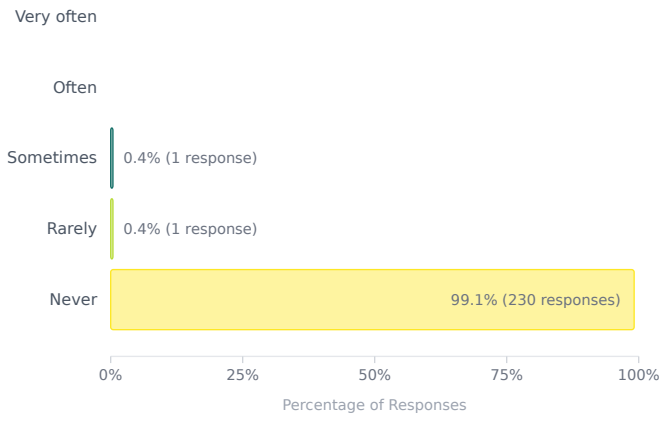
Responses to: "I am concerned about my physical wellbeing" (20% weight in physical dimension)



Responses to: "In the last five years, how often have you experienced any of the following actions related to your work as a journalist?"

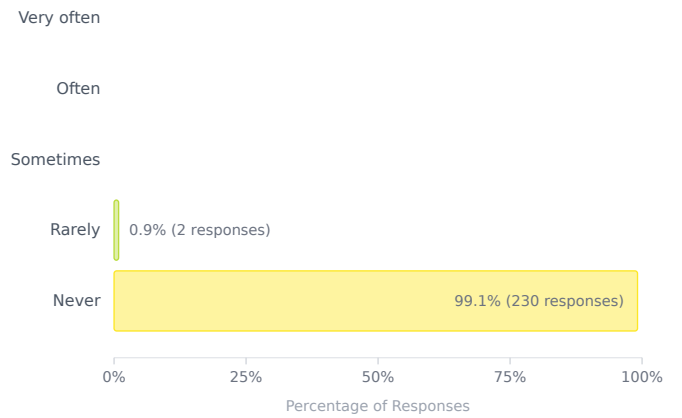
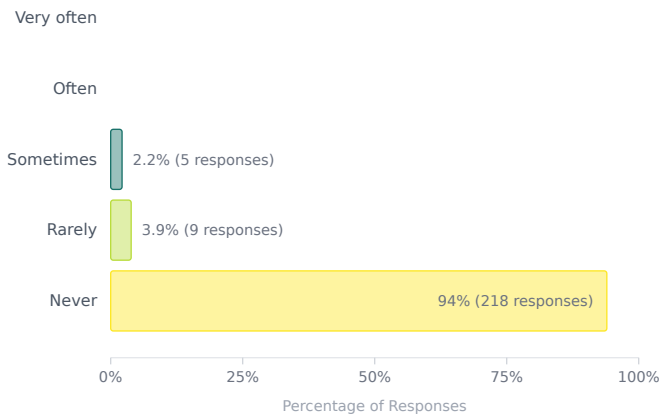
Arrests, detentions or imprisonment (15% weight in physical dimension)

Sexual assault or sexual harassment (15% weight in physical dimension)



Other physical attacks (15% weight in physical dimension)

Abductions (did not contribute to calculation)



Office raids or seizures or damage of equipment (did not contribute to calculation)

Very often

Often

Sometimes 1.3% (3 responses)

Rarely 0.9% (2 responses)

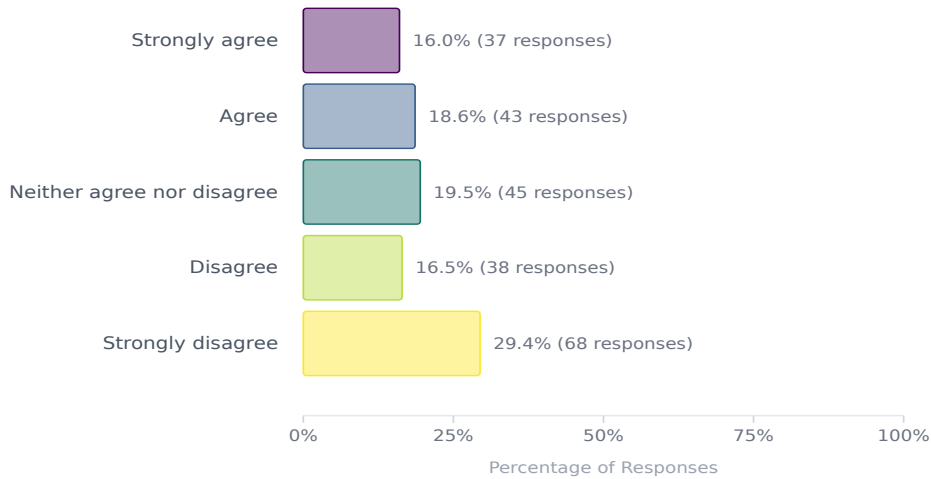
Never 97.8% (227 responses)



Psychological Safety

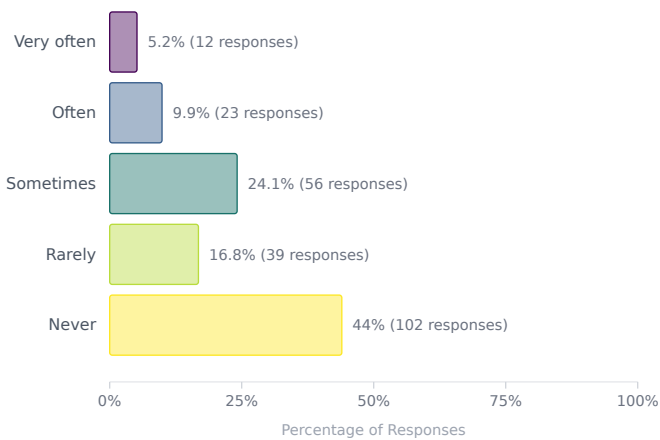
The psychological dimension carries **25% weight in the safety index**.

Responses to: "I am concerned about my emotional wellbeing" (20% weight in psychological dimension)

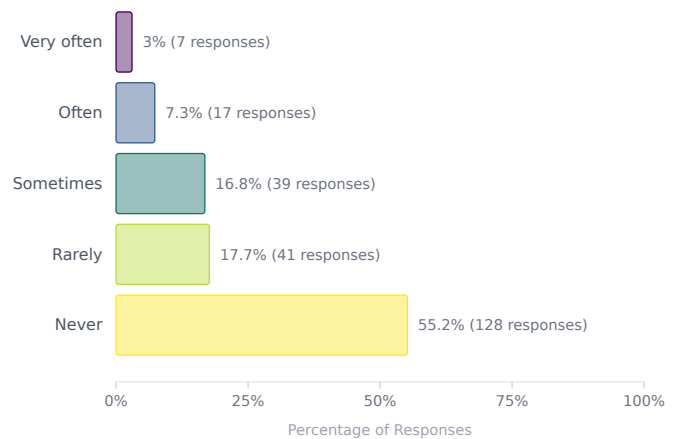


Responses to: "In the last five years, how often have you experienced any of the following actions related to your work as a journalist?"

Demeaning or hateful speech directed at you (16% weight in psychological dimension)



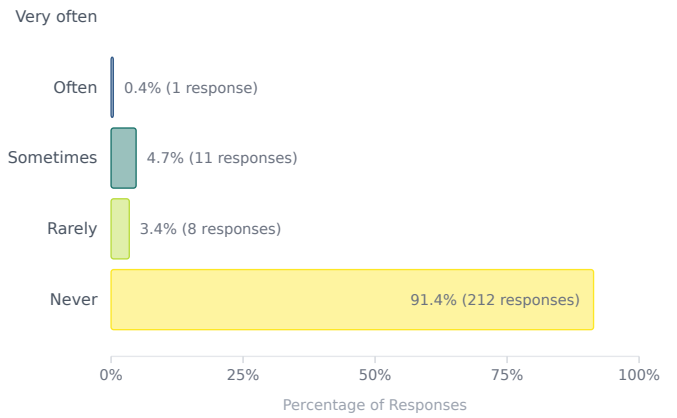
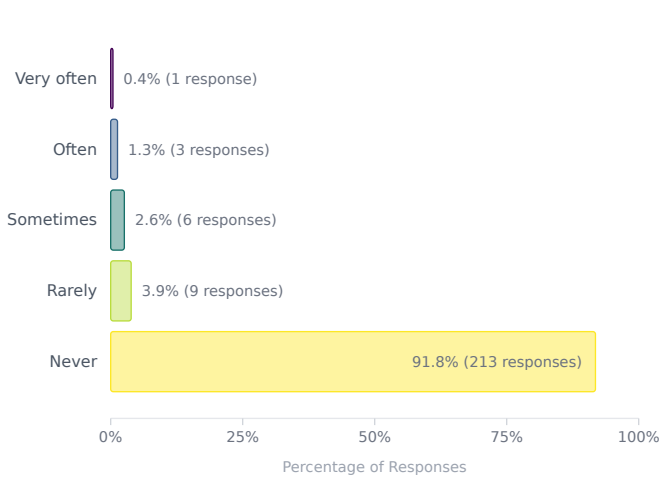
Public discrediting of your work (16% weight in psychological dimension)



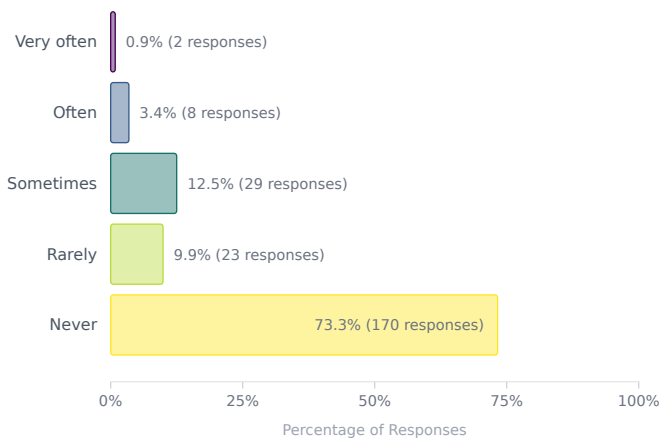
Legal actions against you because of your work (16% weight in psychological dimension)

Stalking (16% weight in psychological dimension)

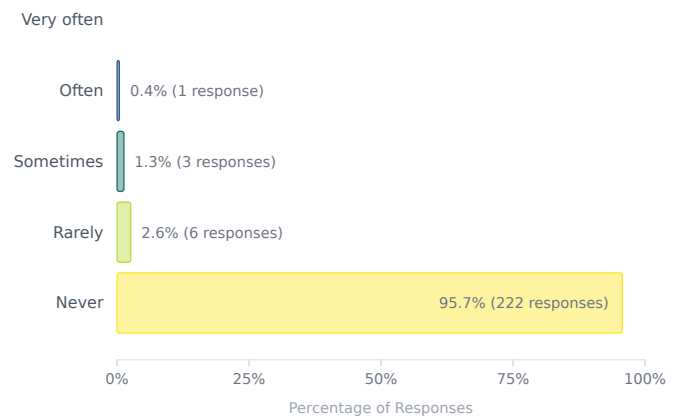
dimension)



Other threats or intimidation directed at you (16% weight in psychological dimension)

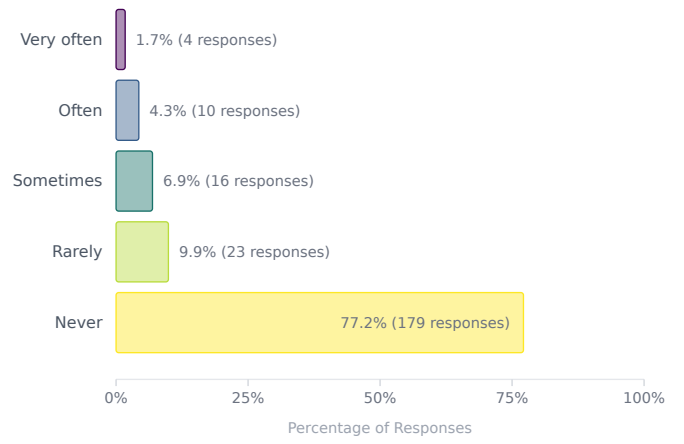
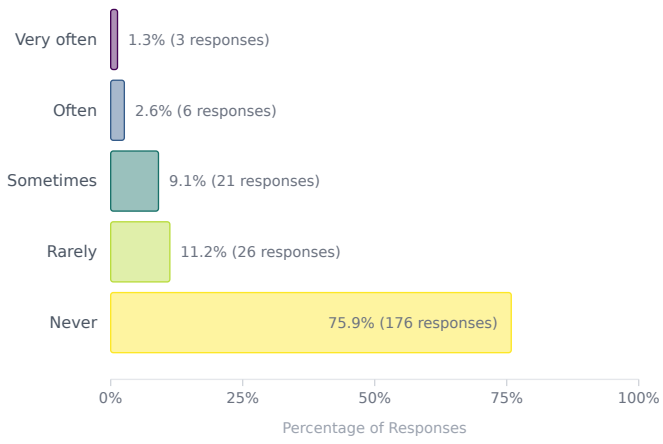


Coercion (did not contribute to calculation)

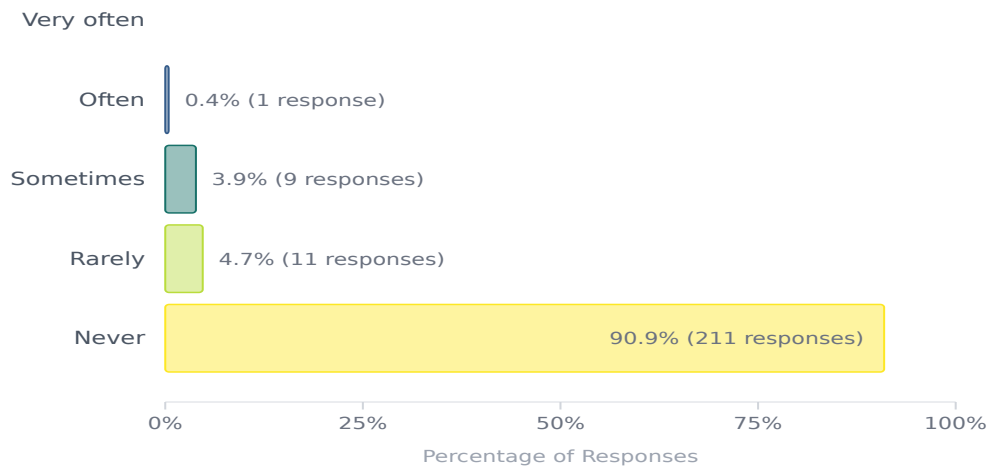


Questioning of your personal morality (did not contribute to calculation)

Workplace bullying (did not contribute to calculation)



Intimidation that targets your family or close associates (did not contribute to calculation)

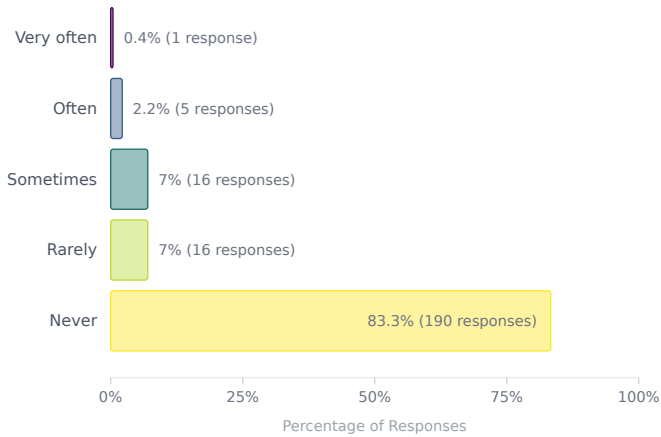


Digital Safety

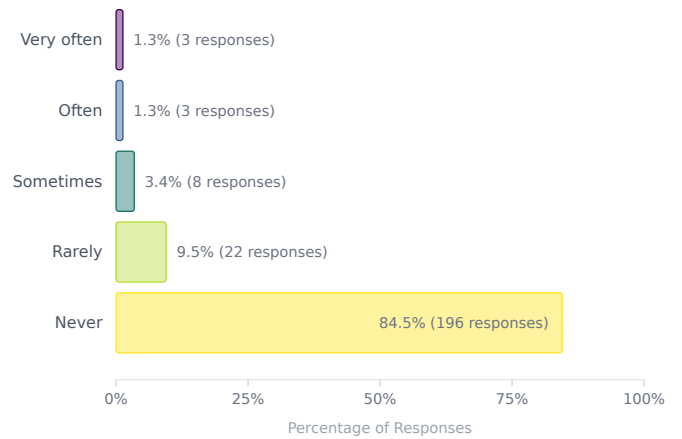
The digital dimension carries **12.5% weight in the safety index.**

Responses to: "In the last five years, how often have you experienced any of the following actions related to your work as a journalist?"

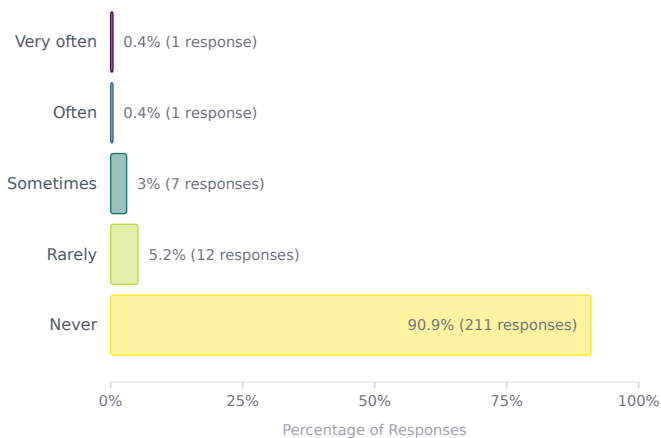
Surveillance (50% weight in digital dimension)



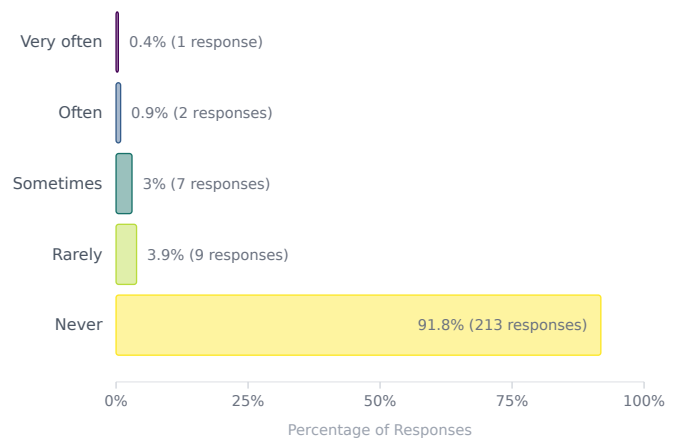
Hacking or blocking of social media accounts or websites (50% weight in digital dimension)



Others using your byline for fabricated or manipulated stories (did not contribute to calculation)



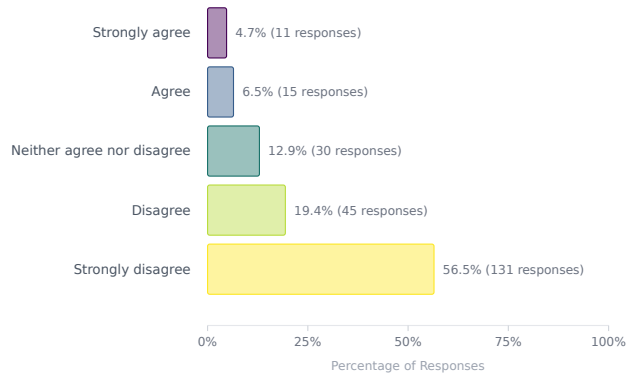
Others disseminating your personal information (did not contribute to calculation)



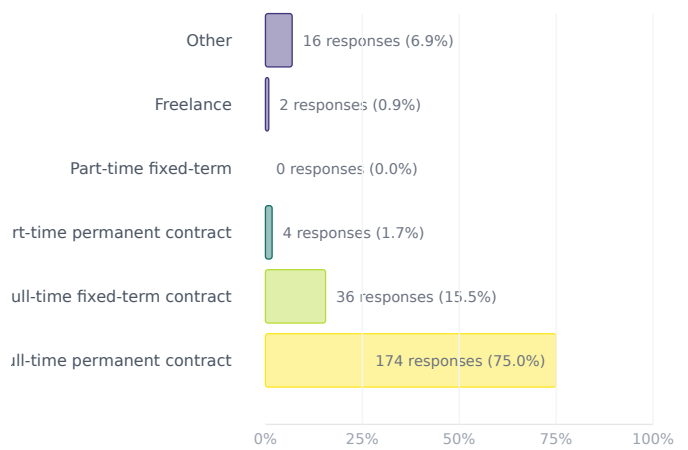
Financial Safety

The financial dimension carries **12.5% weight in the safety index.**

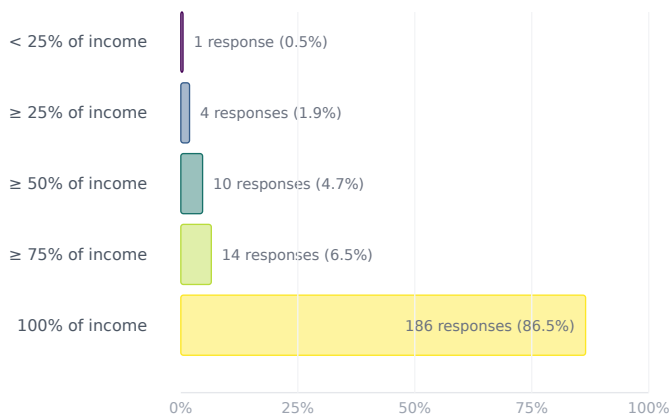
Responses to: "I am worried about losing my job in journalism within the next 12 months" (20% weight in financial dimension)



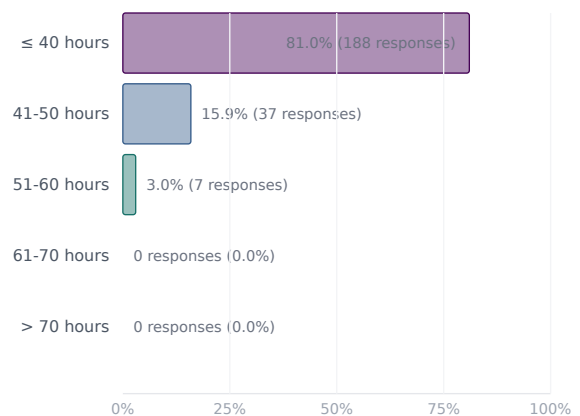
Responses to: "Which of the following categories best describes your current working situation as a journalist?" (20% weight in financial dimension)



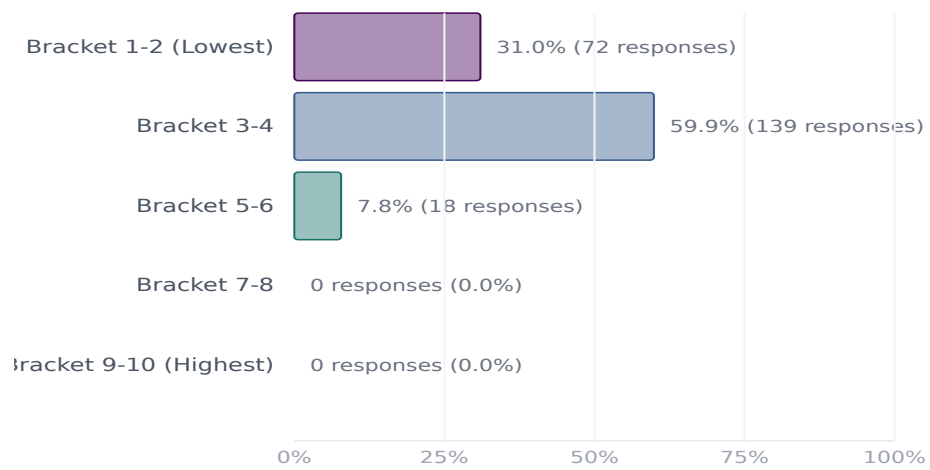
Responses to "Approximately what percentage of your overall work-related income comes from your work as a journalist?" (20% weight in financial dimension)



Responses to: "How many hours a week on average do you work as a journalist?" (20% weight in financial dimension)



Responses to: "In which of the following categories does your salary as a journalist fall?" (20% weight in financial dimension)



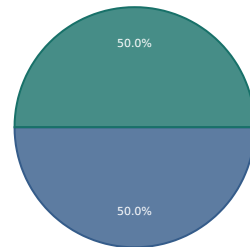
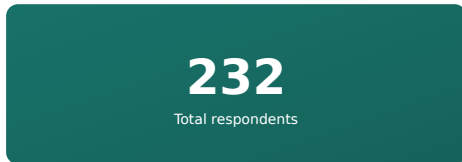
Options are given on a 10-point scale specific to each country.

Demographics

This section contains demographic information about survey respondents from North Macedonia.

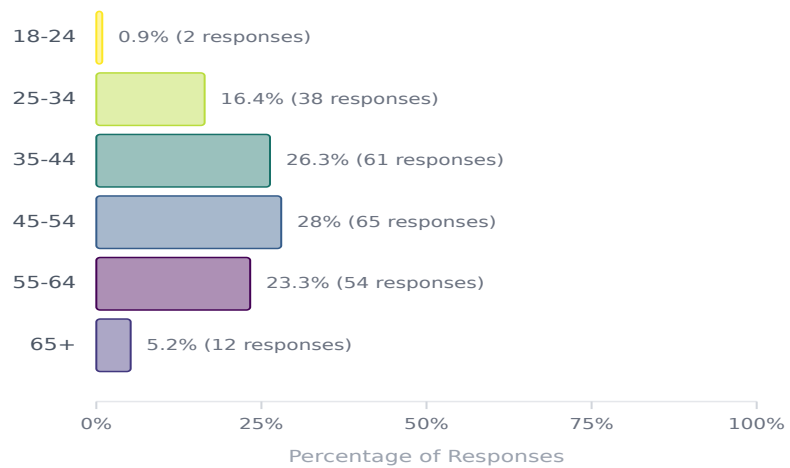
Gender Breakdown of Respondents

Survey Participation



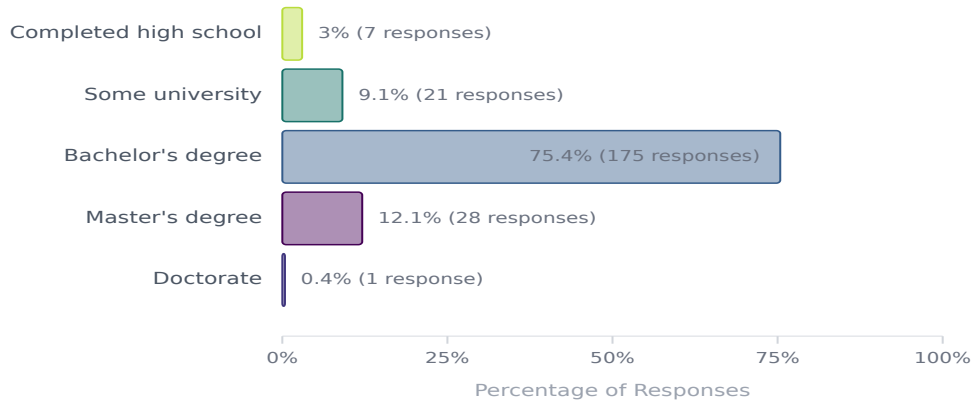
■ Male (116, 50.0%) ■ Female (116, 50.0%) ■ Other (0, 0.0%)

Age Distribution of Respondents

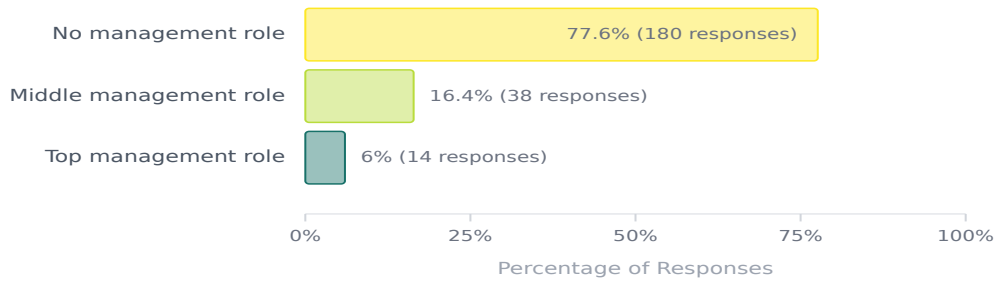


Education Level of Respondents

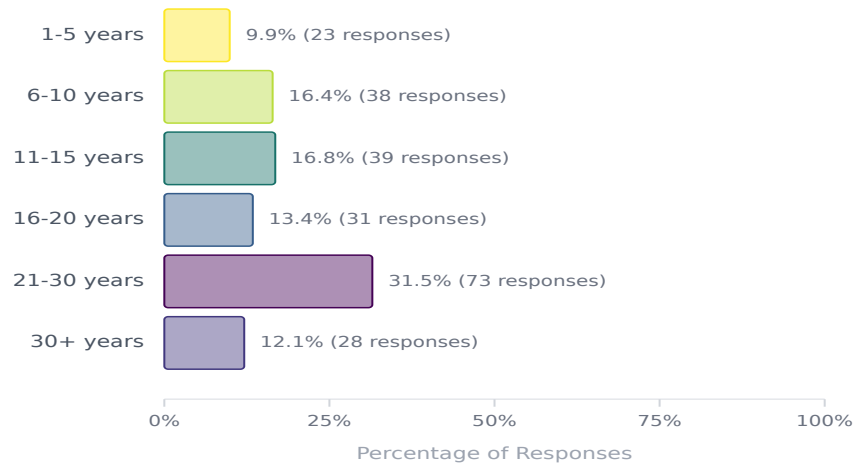
ot completed high school



Workplace Position of Respondents



Years of Experience as Journalist



For more detailed information about the methodology and complete findings, please visit the full country page at: <https://safetyofjournalists.org/index/country/north-macedonia>

© 2026 - A joint initiative between the University of Liverpool and the Worlds of Journalism Study, in co-operation with UNESCO

For more information, visit safetyofjournalists.org

Document generated automatically on June 14, 2026 at 09:33