

Safety of Journalists Country Report

Seychelles

Generated on May 8, 2026

Report Authors

Timothy V. Klein (Wenzhou-Kean University, USA)

Olga Klymenko (University of Lethbridge, Canada)

Tessa Henderson (Seychelles Media Commission, Seychelles)

Seychelles' ranking in the WJS Global Index on Journalists' Safety is relatively similar to the Seychelles Press Freedom Index ranking by Reporters Without Borders, which placed Seychelles as 34th in 2023 and 37th in 2024, out of 180 countries. In the WJS Index on Journalist Safety, when Seychellois journalists were asked about their psychological safety, they reported feeling safer than journalists from most other countries. They also ranked their physical safety slightly higher than average. Seychellois journalists' financial safety was relatively high. When it comes to digital safety, Seychellois journalists felt less safe than the average journalist in the sample. There are moments over the past few years that stand out with regard to journalists' safety in the Seychelles. On one occasion in 2024, the editor of the Seychelles Independent Newspaper was arrested and was detained overnight. On another occasion this same editor's phone was seized and he was not allowed to travel. It is not uncommon for journalists to experience online harassment and threats. Occasionally authorities in government, as well as citizens, have attempted to intimidate journalists. At the moment of writing, no journalists in the Seychelles are currently being detained.

Safety Index Scores

Overall Safety Score

84.05

Safety Dimensions

Physical Safety

91.05

Psychological Safety

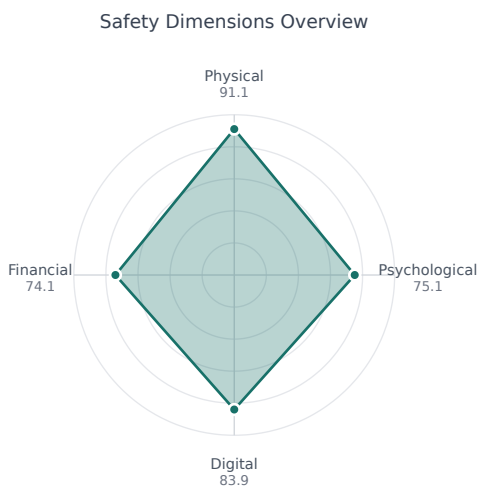
75.11

Digital Safety

Financial Safety

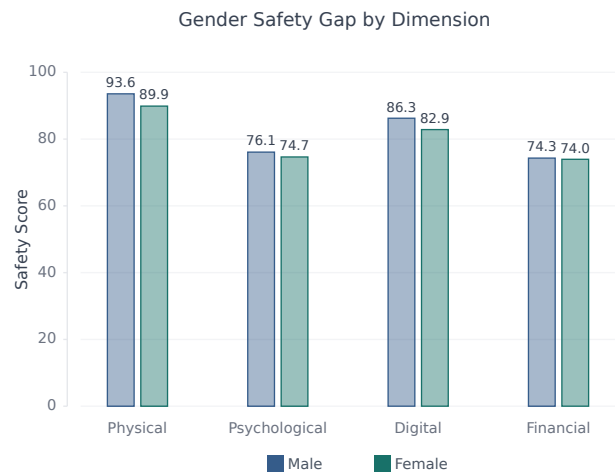
Overview

The Safety of Journalists Index provides a comprehensive measurement of journalist safety across four dimensions. The charts below show how Seychelles performs across each dimension and highlight any gender-based disparities.



Safety Dimensions

This radar chart displays how the country performs across all four safety dimensions, revealing areas of strength and concern.



Gender Safety Gap

This comparison highlights differences in safety experiences between male and female journalists, revealing potential gender-based disparities.

Physical Safety

The physical dimension carries **50% weight in the safety index**.

0

Journalist Killings

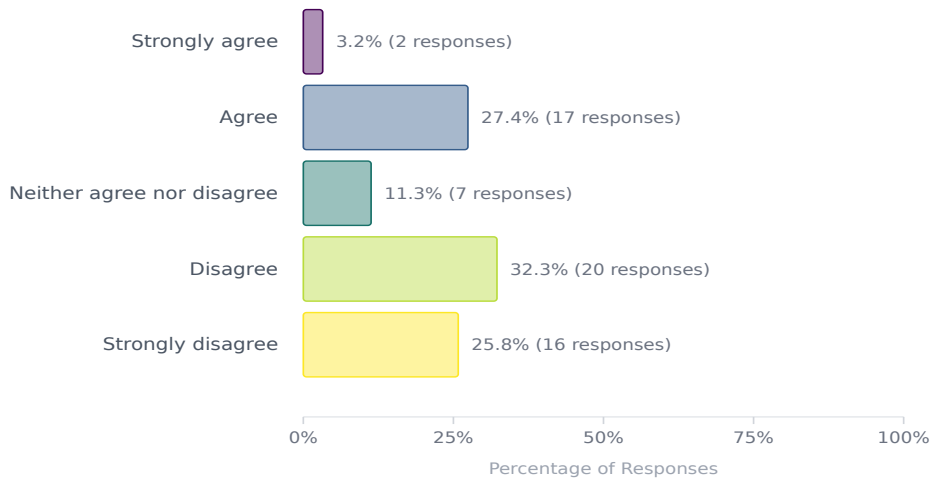
2016-2024

No journalist killings have been recorded in Seychelles between 2016 and 2024.

Note: This indicator carries 35% of the weight within the physical dimension of the Safety Index, making it the most significant factor in this category.

Data sourced from UNESCO Observatory of Killed Journalists.

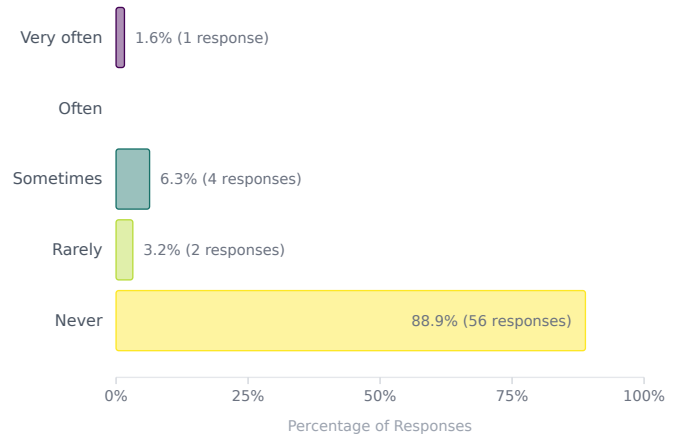
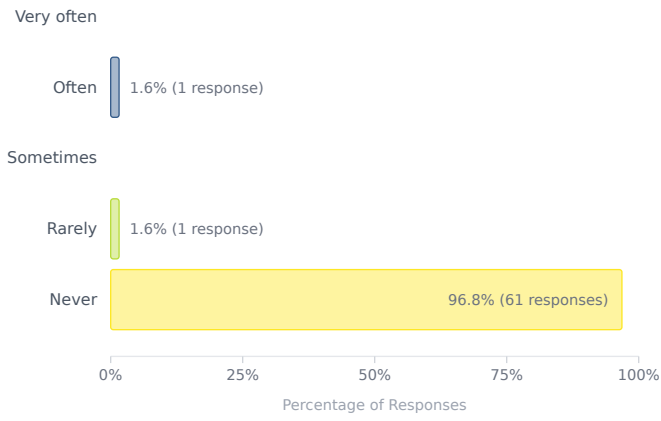
Responses to: "I am concerned about my physical wellbeing" (20% weight in physical dimension)



Responses to: "In the last five years, how often have you experienced any of the following actions related to your work as a journalist?"

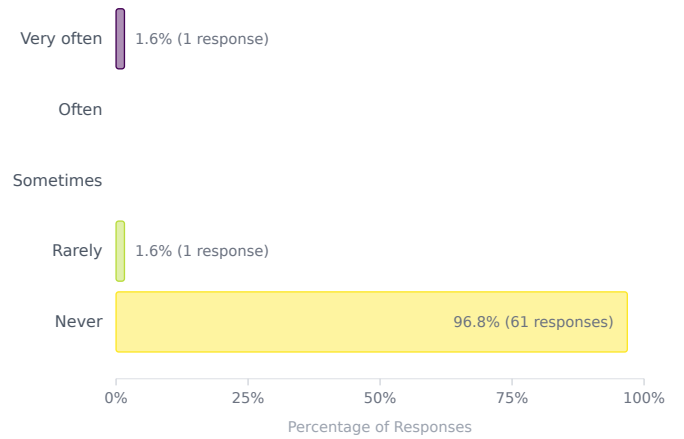
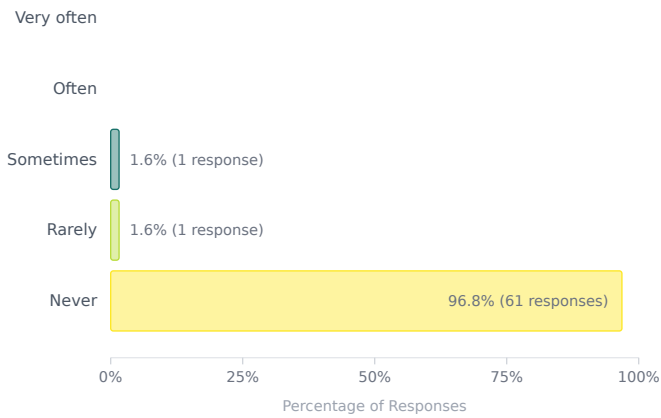
Arrests, detentions or imprisonment (15% weight in physical dimension)

Sexual assault or sexual harassment (15% weight in physical dimension)



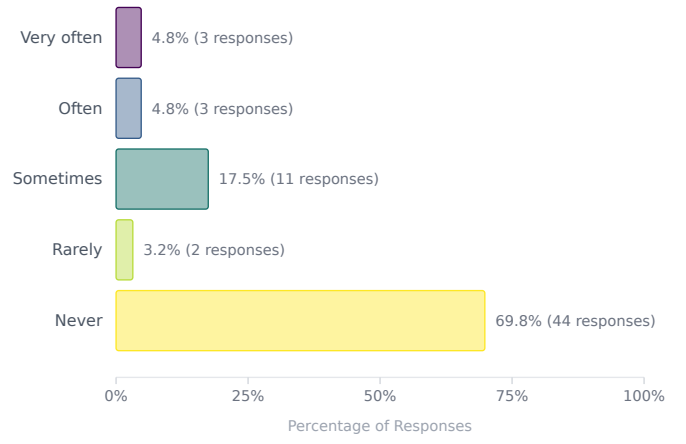
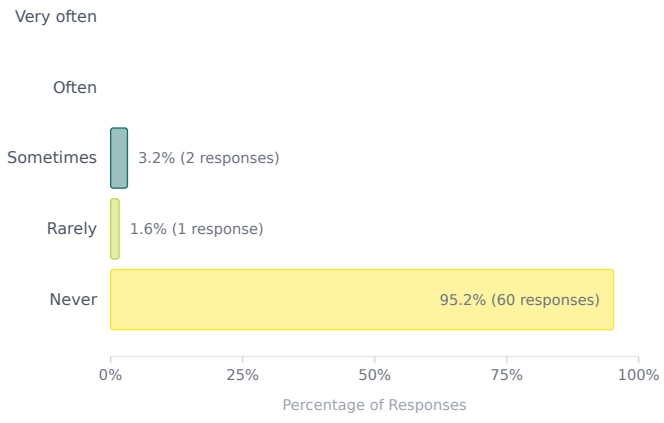
Other physical attacks (15% weight in physical dimension)

Abductions (did not contribute to calculation)



Office raids or seizures or damage of equipment (did not contribute to calculation)

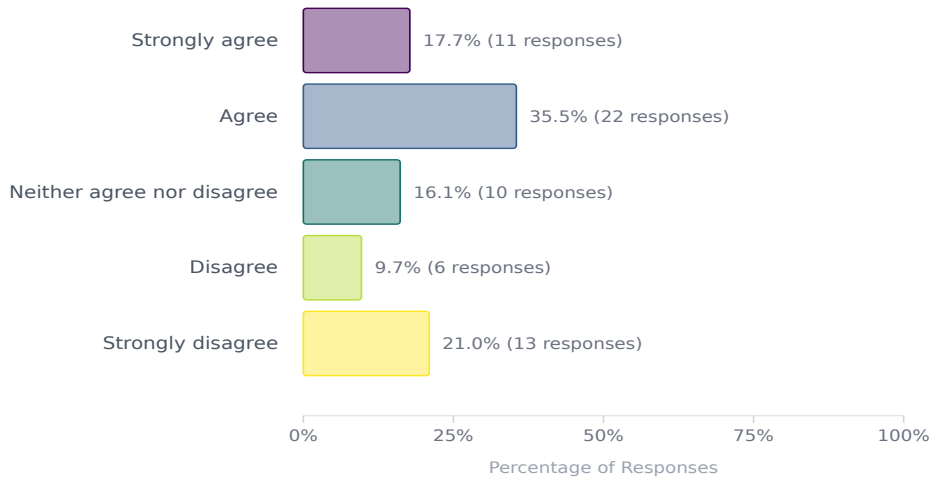
Being required to work in an environment where COVID-19 had easily spread (did not contribute to calculation)



Psychological Safety

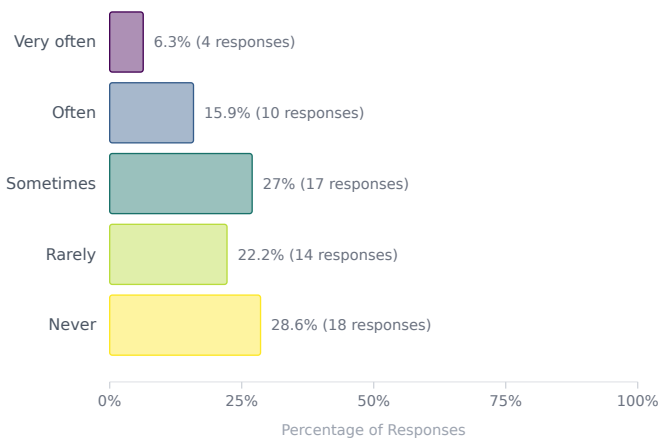
The psychological dimension carries **25% weight in the safety index**.

Responses to: "I am concerned about my emotional wellbeing" (20% weight in psychological dimension)

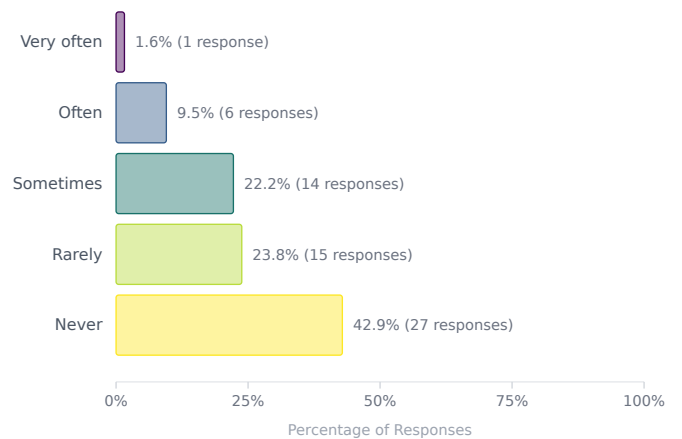


Responses to: "In the last five years, how often have you experienced any of the following actions related to your work as a journalist?"

Demeaning or hateful speech directed at you (16% weight in psychological dimension)



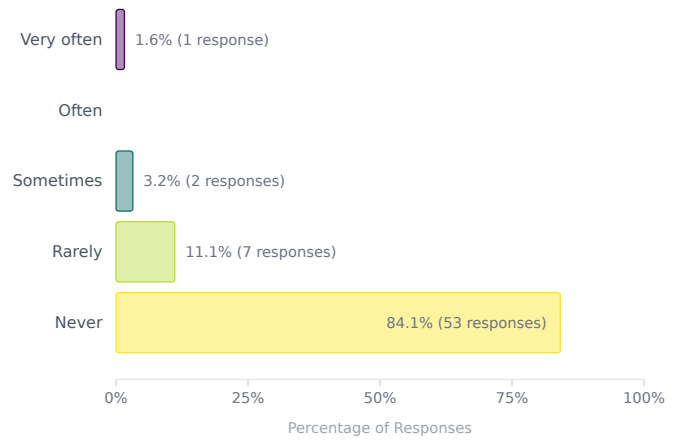
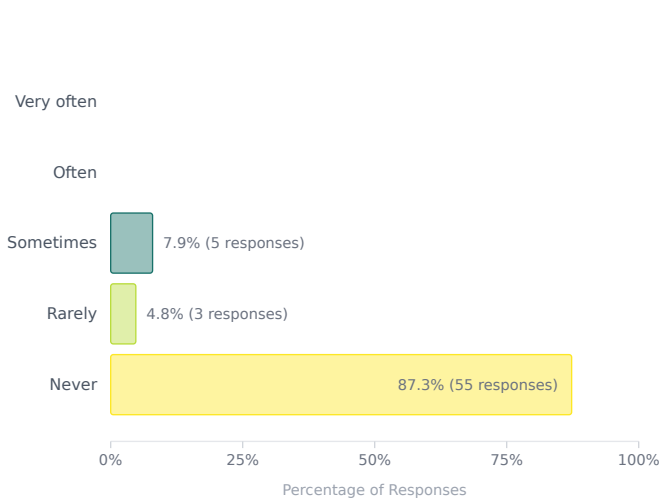
Public discrediting of your work (16% weight in psychological dimension)



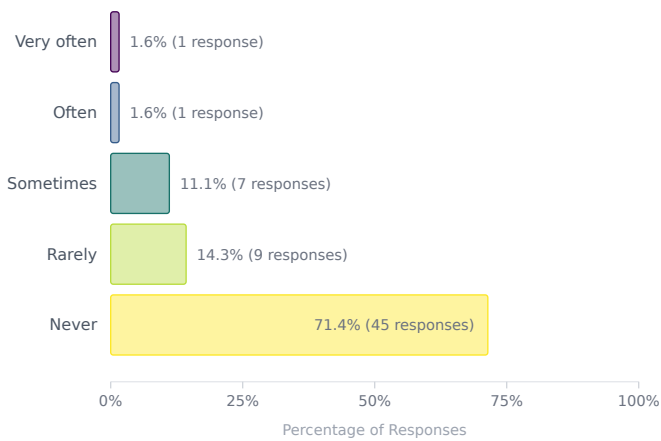
Legal actions against you because of your work (16% weight in psychological dimension)

Stalking (16% weight in psychological dimension)

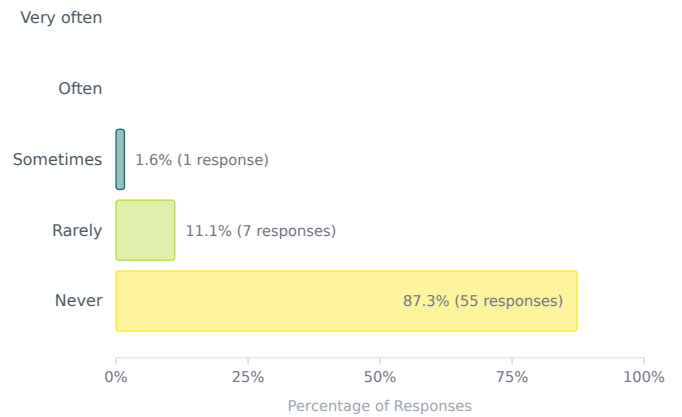
dimension)



Other threats or intimidation directed at you (16% weight in psychological dimension)

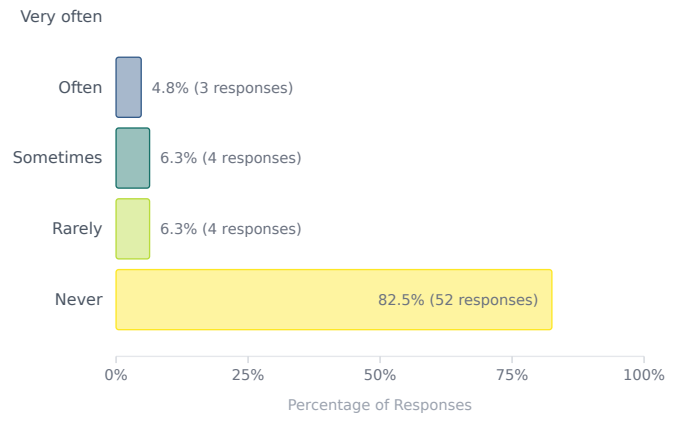
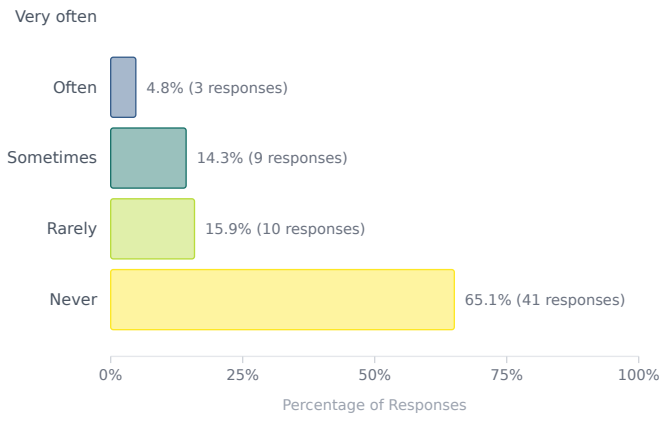


Coercion (did not contribute to calculation)

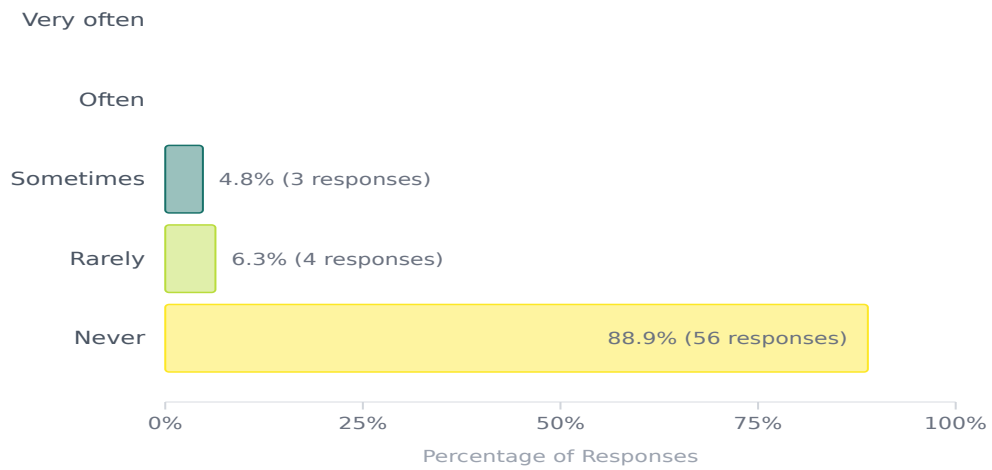


Questioning of your personal morality (did not contribute to calculation)

Workplace bullying (did not contribute to calculation)



Intimidation that targets your family or close associates (did not contribute to calculation)

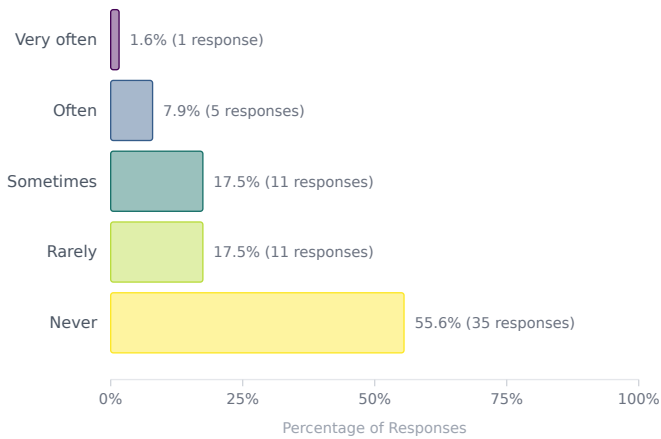


Digital Safety

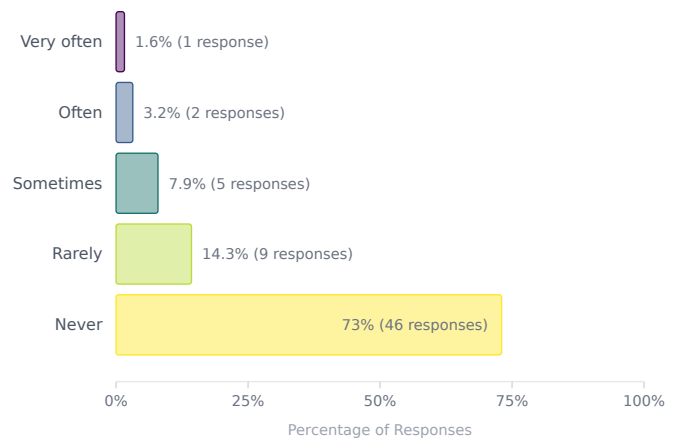
The digital dimension carries **12.5% weight in the safety index.**

Responses to: "In the last five years, how often have you experienced any of the following actions related to your work as a journalist?"

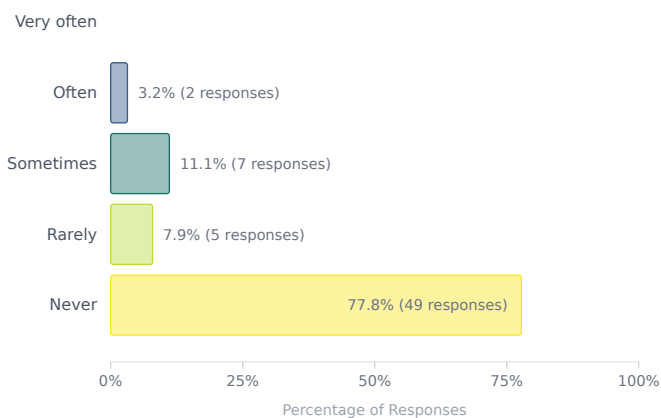
Surveillance (50% weight in digital dimension)



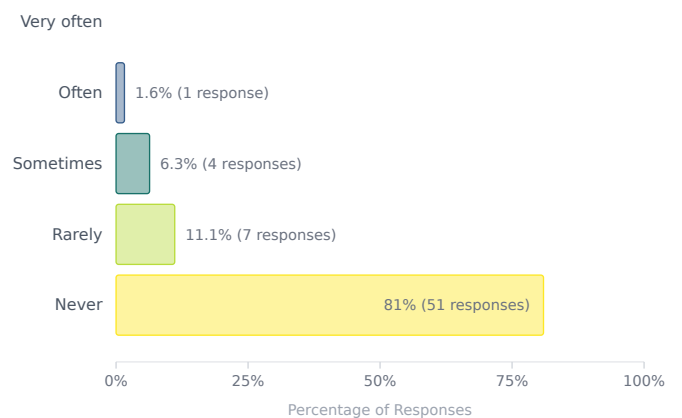
Hacking or blocking of social media accounts or websites (50% weight in digital dimension)



Others using your byline for fabricated or manipulated stories (did not contribute to calculation)



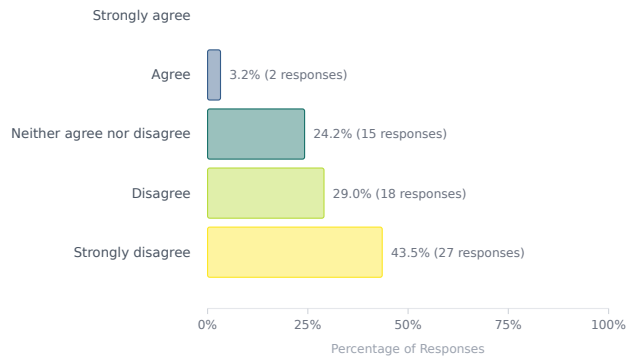
Others disseminating your personal information (did not contribute to calculation)



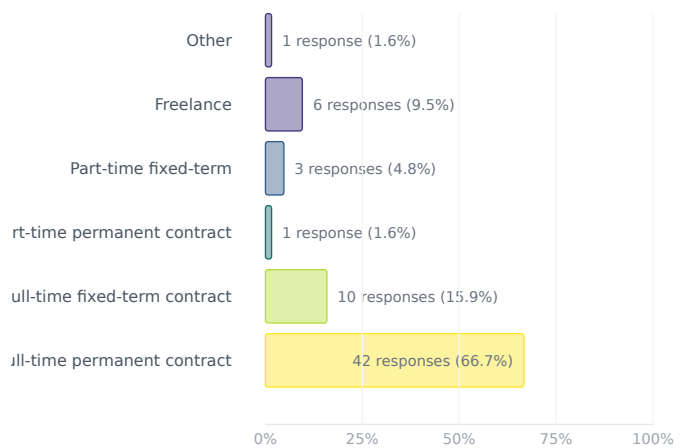
Financial Safety

The financial dimension carries **12.5% weight in the safety index.**

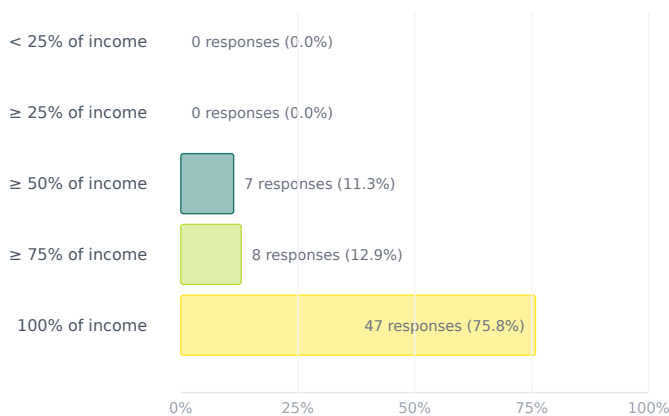
Responses to: "I am worried about losing my job in journalism within the next 12 months" (20% weight in financial dimension)



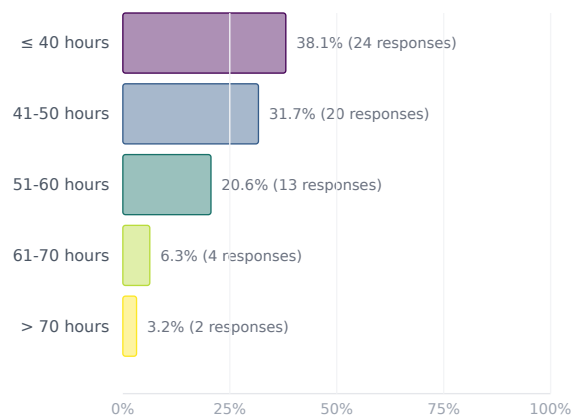
Responses to: "Which of the following categories best describes your current working situation as a journalist?" (20% weight in financial dimension)



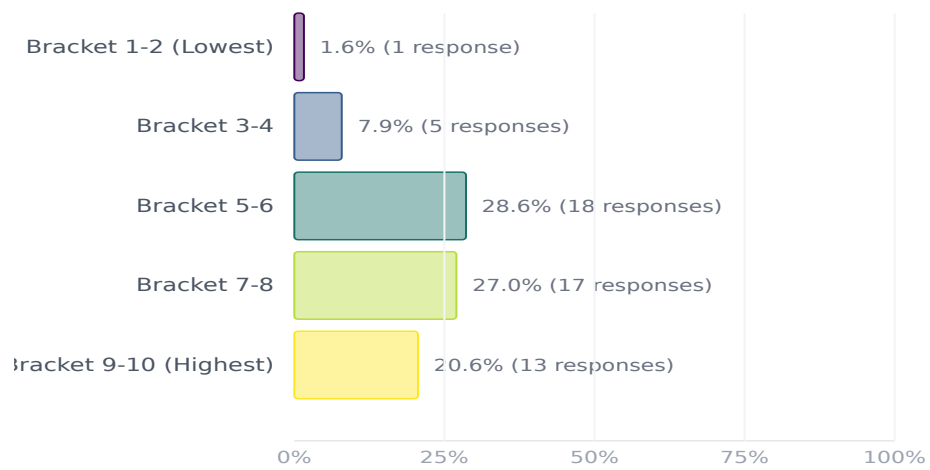
Responses to "Approximately what percentage of your overall work-related income comes from your work as a journalist?" (20% weight in financial dimension)



Responses to: "How many hours a week on average do you work as a journalist?" (20% weight in financial dimension)



Responses to: "In which of the following categories does your salary as a journalist fall?" (20% weight in financial dimension)



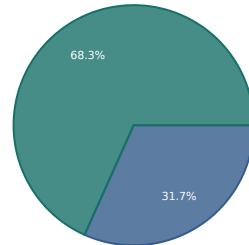
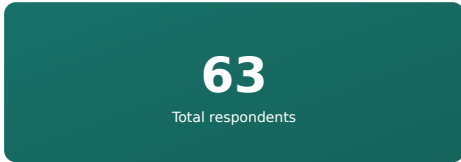
Options are given on a 10-point scale specific to each country.

Demographics

This section contains demographic information about survey respondents from Seychelles.

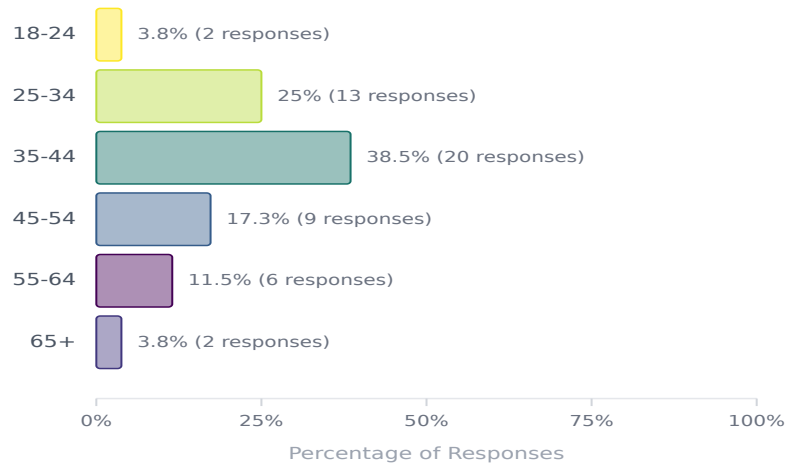
Gender Breakdown of Respondents

Survey Participation

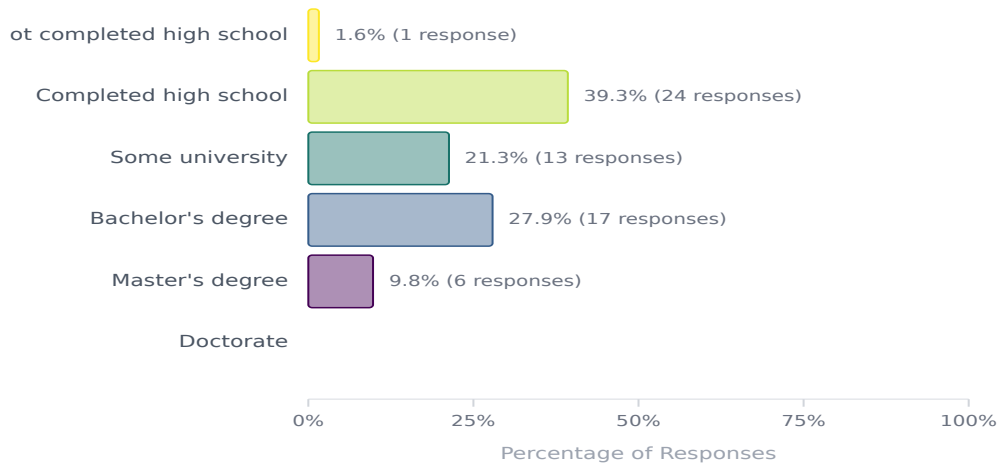


■ Male (20, 31.7%) ■ Female (43, 68.3%) ■ Other (0, 0.0%)

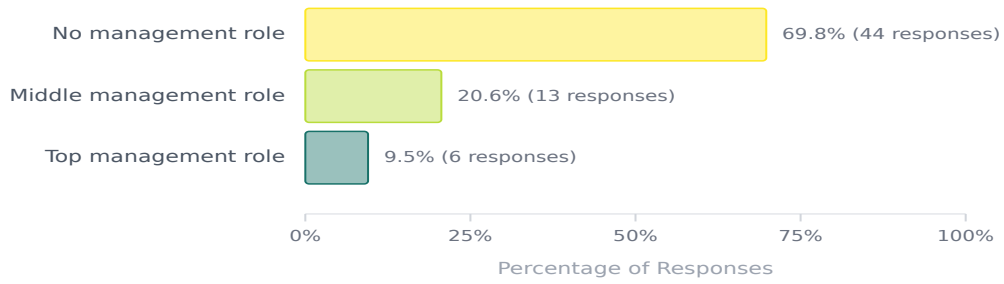
Age Distribution of Respondents



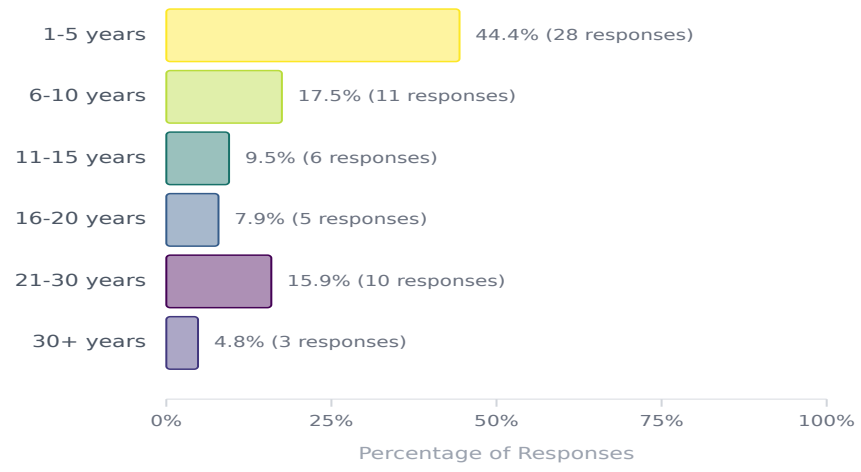
Education Level of Respondents



Workplace Position of Respondents



Years of Experience as Journalist



For more detailed information about the methodology and complete findings, please visit the full country page at: <https://safetyofjournalists.org/index/country/seychelles>

© 2026 - A joint initiative between the University of Liverpool and the Worlds of Journalism Study, in co-operation with UNESCO

For more information, visit safetyofjournalists.org

Document generated automatically on May 8, 2026 at 15:32