

# Safety of Journalists Country Report

## Slovenia

Generated on April 7, 2026

### Report Authors

**Boris Mance (University of Ljubljana, Slovenia)**

**Igor Vobič (University of Ljubljana, Slovenia)**

In an international comparison, journalists in Slovenia face very low levels of physical threat, including violence, arrest, or intimidation. However, the country performs considerably worse in other safety domains. Psychological safety scores place Slovenia in the bottom third, indicating concerns such as stress, burnout, and emotional harassment. These results are in line with the results of the latest survey conducted by Slovene Union of Journalist regarding working conditions of journalists, which found that almost 90% of interviewed journalists report symptoms of overwork and burnout, with one in three experiencing it weekly and a smaller percentage daily. Furthermore, the pandemic-driven shift to remote work worsened work-life boundaries, social isolation, and blurred time schedules, all contributing to stress and emotional exhaustion (Mance et al., 2023).

Similarly, digital safety ranks low relative to other countries, possibly due to increased exposure to cyber threats and insufficient protections against politically motivated online harassment (Vobič, 2023)—particularly that originating from a specific far-right political party known for orchestrated attacks on mainstream media and targeting journalists critical of its agenda (Amon Prodnik & Mance, 2022). In contrast, financial safety appears strong in relative terms, but the absolute score suggests only moderate economic security for journalists. Among the possible reasons why journalists in Slovenia are ranked relatively high in terms of economic security is the country's legacy of a strong welfare state, inherited from the former socialist system and, to some extent, still maintained today. In this system, citizens benefit from comprehensive social and health security, which helps cushion the effects of precarious employment, including in journalism. This structural support may partially offset low or unstable incomes by providing access to affordable healthcare, public services, and social safety nets—factors that are often absent or weaker in countries with more liberal or deregulated labour markets.

Slovenia's position in the index highlights a striking paradox: while journalists benefit from strong physical protection, they may still face structural vulnerabilities—particularly in the digital, psychological, and financial domains. These issues are often less visible but are nonetheless essential for understanding of the broader safety landscape.

In addition to international comparisons, it is equally important to assess internal consistency across safety domains. By focusing solely on absolute scores (0-100), one can evaluate how balanced the safety environment is within Slovenia itself. This internal perspective reveals significant contrasts. Physical safety is clearly the strongest domain, followed by digital safety. Psychological safety is moderately high but still signals a need for improved support systems. Notably, economic safety records the lowest score, despite its high international rank. This suggests that economic insecurity among journalists remains a substantial issue in the media environment in Slovenia (Vobič, 2023).

This internal-external divergence raises important questions about the limits of rank-based comparisons. Slovenia's high international rank in financial safety might imply robust conditions, yet the underlying score tells a different story. It is likely that economic challenges for journalists are widespread across countries, making Slovenia appear stronger simply because others are performing worse. In such cases, a moderate absolute score can produce a high rank, which risks masking underlying vulnerabilities. The aforementioned Union survey found that Slovene journalists have spent on average a third of their careers without formal employment contracts, 81% of interviewees regularly performed unpaid or only partially paid overtime, almost 75% of newspaper journalists were dissatisfied with opportunities for advancement; one of the most prominent dissatisfaction was related to job evaluation systems and additional employment benefits, while 85% have considered leaving the profession, and two-thirds have sought work outside journalism (Mance et al., 2023).

## References

Mance, Boris, Splichal, Slavko, Vobič, Igor, Slaček Brlek, Aleksander Sašo, Kaluža, Jernej, Kerševan, Tanja. 2023. Poročilo o izvedbi ankete Opolnomočenje sindikata za pripravo nove kolektivne pogodbe. Ljubljana: Fakulteta za družbene vede, Univerza v Ljubljani.

Amon Prodrik, Jernej in Boris Mance. 2022. Attacks on the media and journalism by authoritarian right: Janez Janša's first 100.000 tweets. In: *Communication, capitalism and critique: critical media sociology in the 21st century: book of abstracts: ESA RN18 Mid-Term Conference, Polytechnic of Turin, Italy, 1-3 September*.

Vobič, Igor. 2023. Slovenia: a paternal-commercial media environment amid the digital transformation of social communication. In: Boguslawa Dobek-Ostrowska (ed.) and Jelena Kleut. *Media systems in Balkan countries: context and dynamics of changes*, 149-166. Berlin: Peter Lang.

## Safety Index Scores

### Overall Safety Score

**78.75**

### Safety Dimensions

#### Physical Safety

**86.87**

#### Psychological Safety

**66.4**

#### Digital Safety

**78.98**

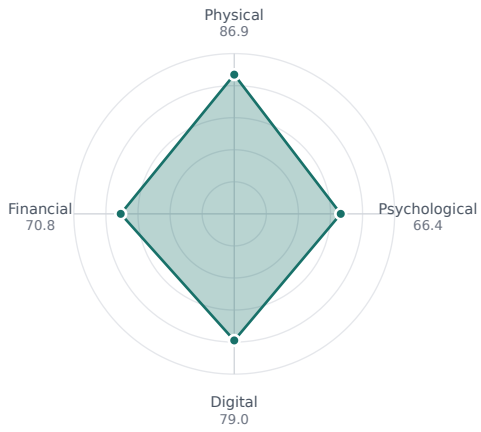
#### Financial Safety

**70.77**

## Overview

The Safety of Journalists Index provides a comprehensive measurement of journalist safety across four dimensions. The charts below show how Slovenia performs across each dimension and highlight any gender-based disparities.

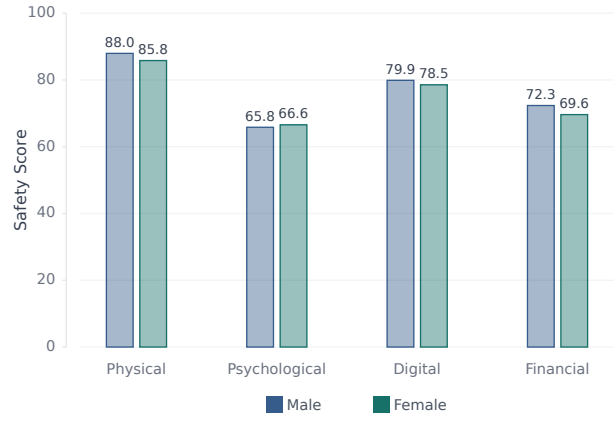
Safety Dimensions Overview



*Safety Dimensions*

This radar chart displays how the country performs across all four safety dimensions, revealing areas of strength and concern.

Gender Safety Gap by Dimension



*Gender Safety Gap*

This comparison highlights differences in safety experiences between male and female journalists, revealing potential gender-based disparities.

## Physical Safety

The physical dimension carries **50% weight in the safety index**.

# 0

### Journalist Killings

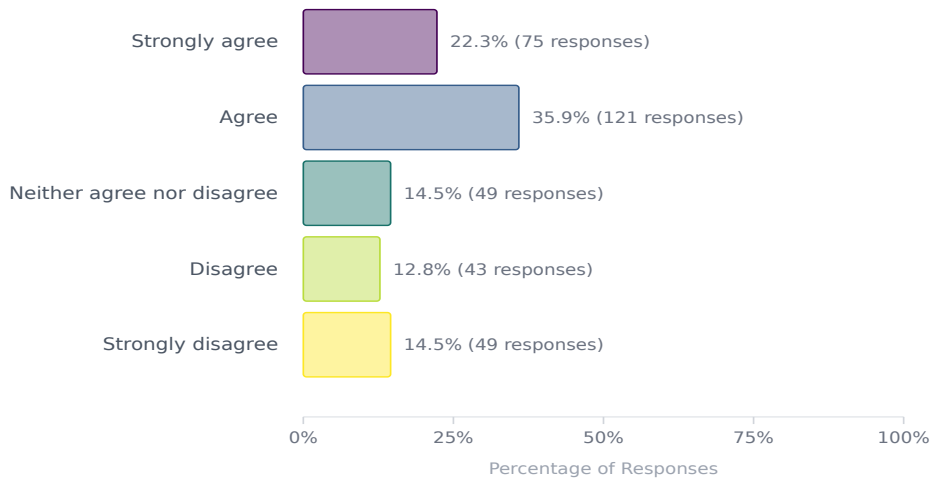
2016-2024

**No journalist killings have been recorded in Slovenia between 2016 and 2024.**

**Note:** This indicator carries 35% of the weight within the physical dimension of the Safety Index, making it the most significant factor in this category.

Data sourced from UNESCO Observatory of Killed Journalists.

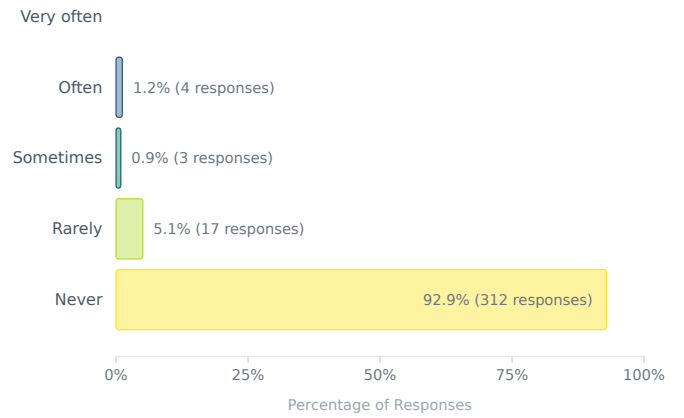
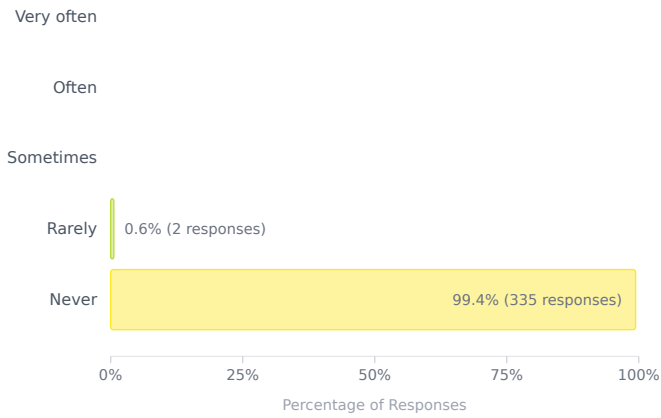
## Responses to: "I am concerned about my physical wellbeing" (20% weight in physical dimension)



## Responses to: "In the last five years, how often have you experienced any of the following actions related to your work as a journalist?"

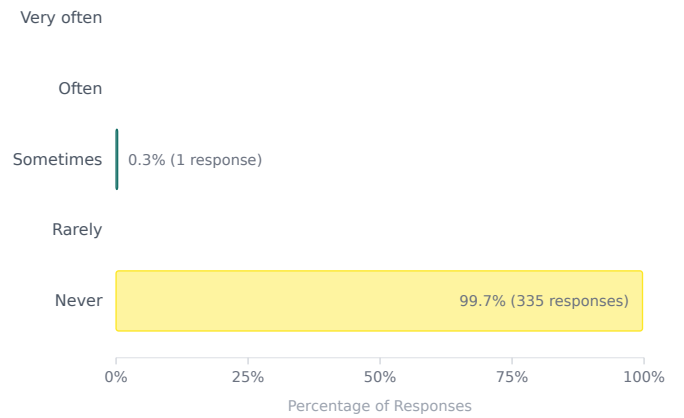
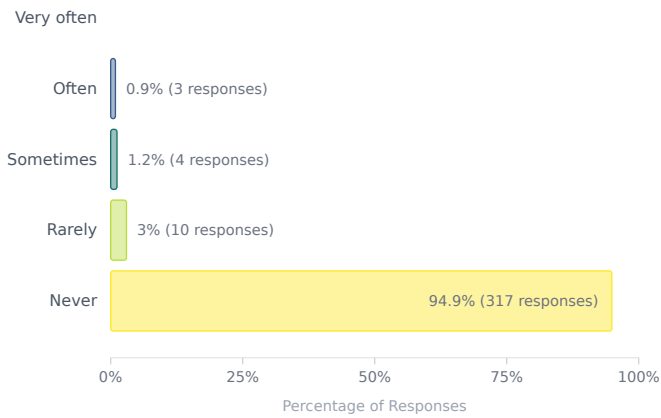
**Arrests, detentions or imprisonment (15% weight in physical dimension)**

**Sexual assault or sexual harassment (15% weight in physical dimension)**



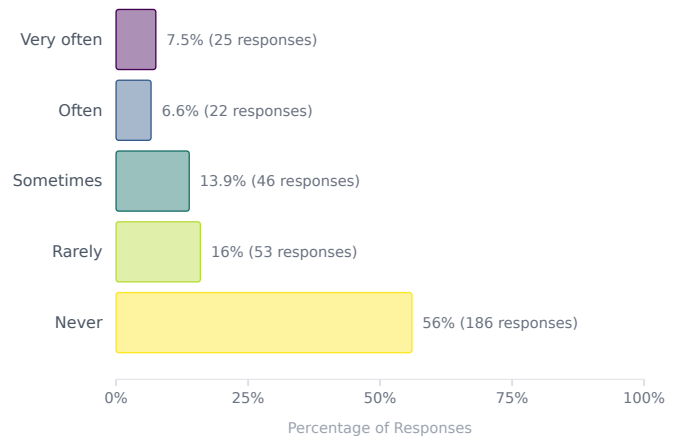
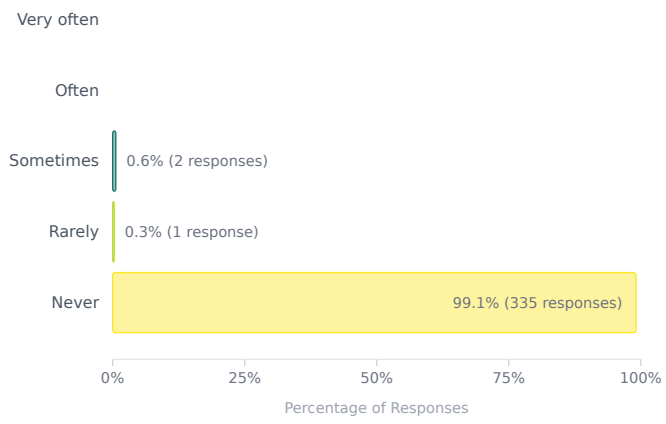
**Other physical attacks (15% weight in physical dimension)**

**Abductions (did not contribute to calculation)**



**Office raids or seizures or damage of equipment (did not contribute to calculation)**

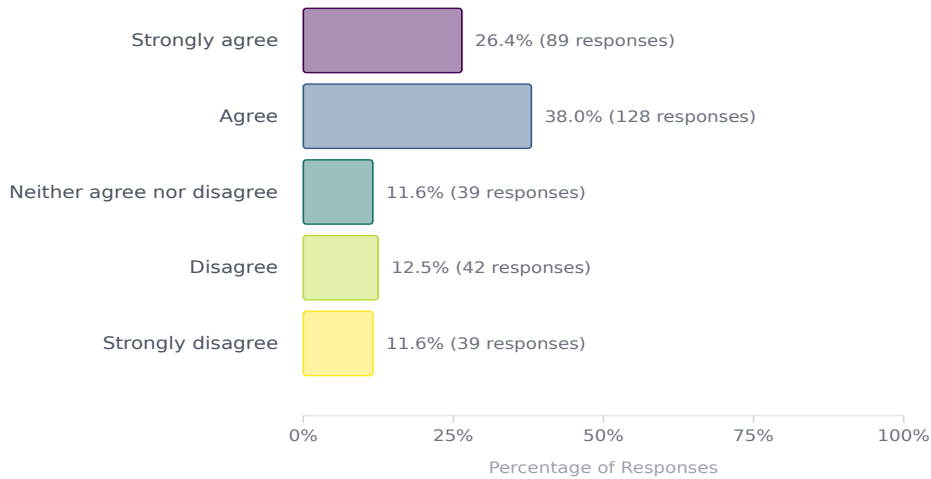
**Being required to work in an environment where COVID-19 had easily spread (did not contribute to calculation)**



# Psychological Safety

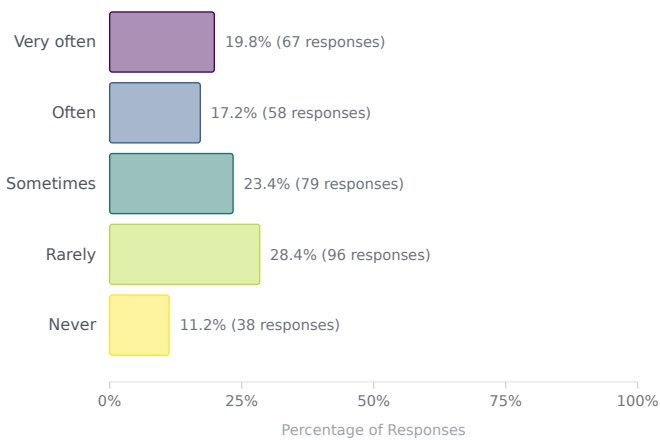
The psychological dimension carries **25% weight in the safety index**.

## Responses to: "I am concerned about my emotional wellbeing" (20% weight in psychological dimension)

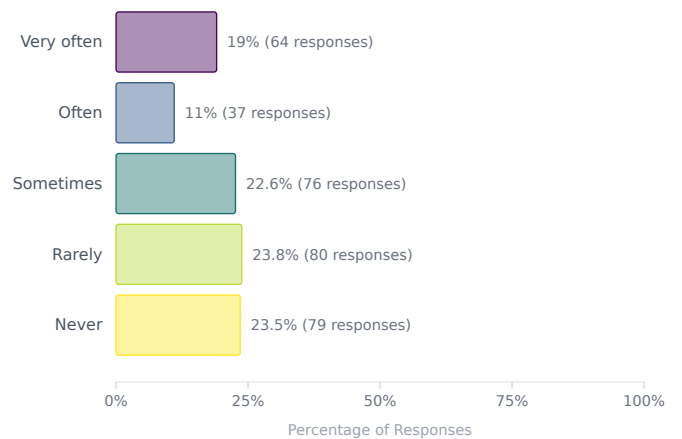


## Responses to: "In the last five years, how often have you experienced any of the following actions related to your work as a journalist?"

### Demeaning or hateful speech directed at you (16% weight in psychological dimension)



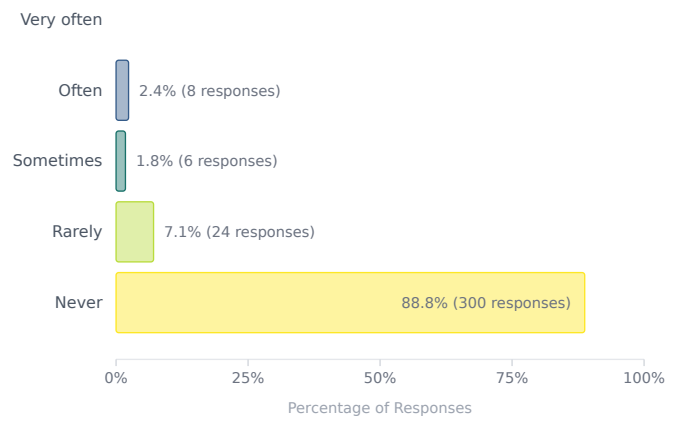
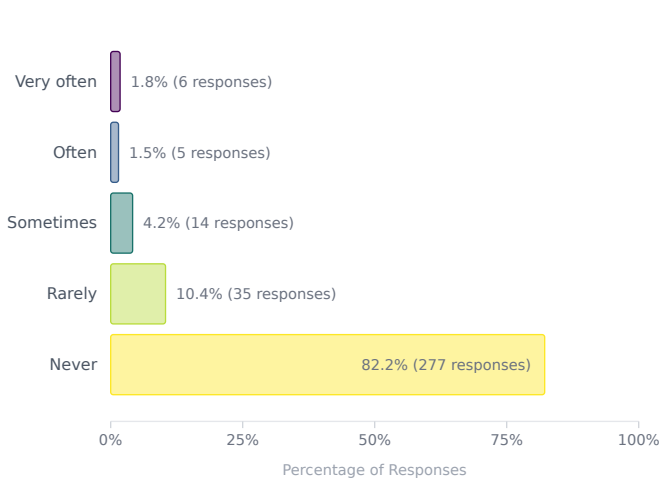
### Public discrediting of your work (16% weight in psychological dimension)



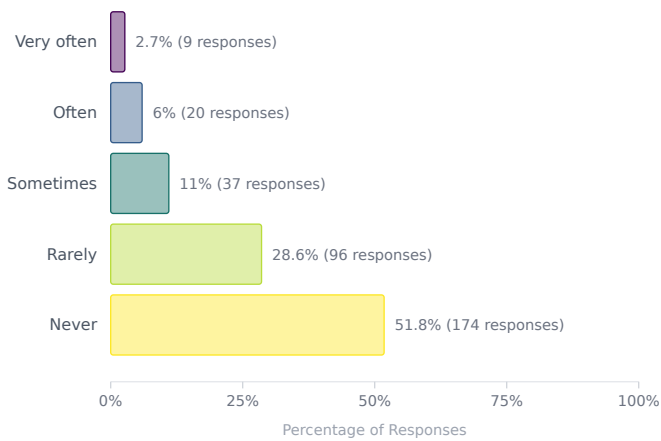
### Legal actions against you because of your work (16% weight in psychological dimension)

### Stalking (16% weight in psychological dimension)

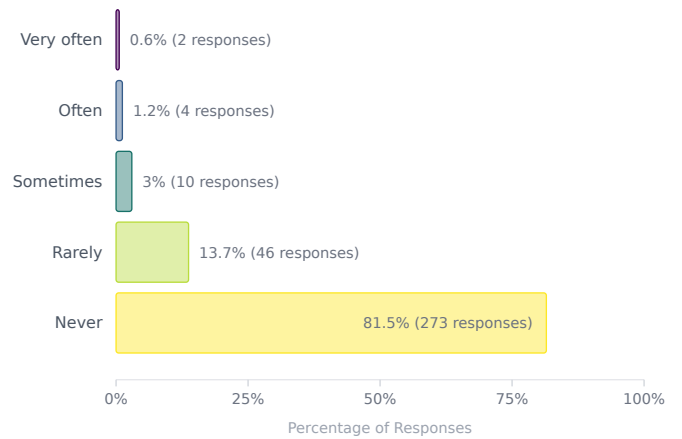
## dimension)



## Other threats or intimidation directed at you (16% weight in psychological dimension)

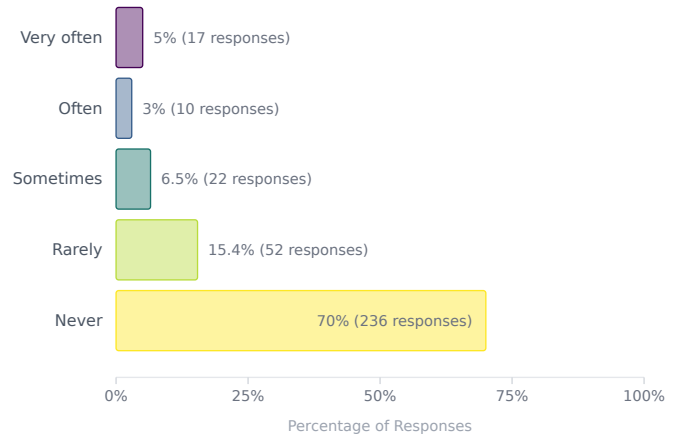
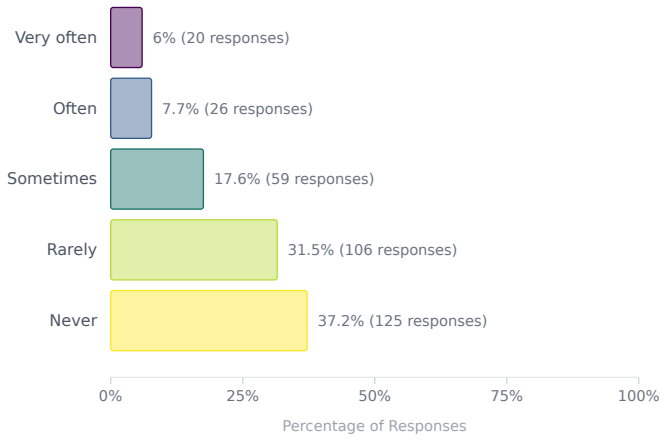


## Coercion (did not contribute to calculation)

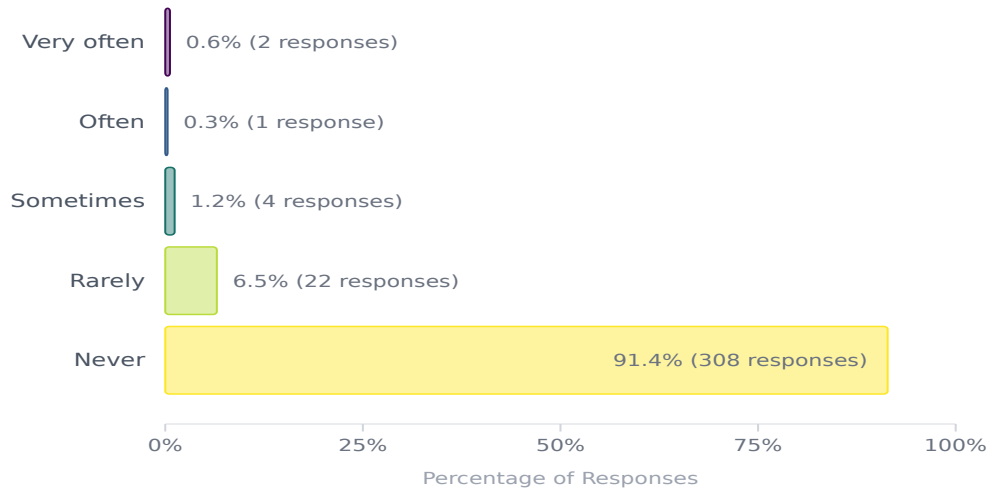


## Questioning of your personal morality (did not contribute to calculation)

## Workplace bullying (did not contribute to calculation)



**Intimidation that targets your family or close associates (did not contribute to calculation)**

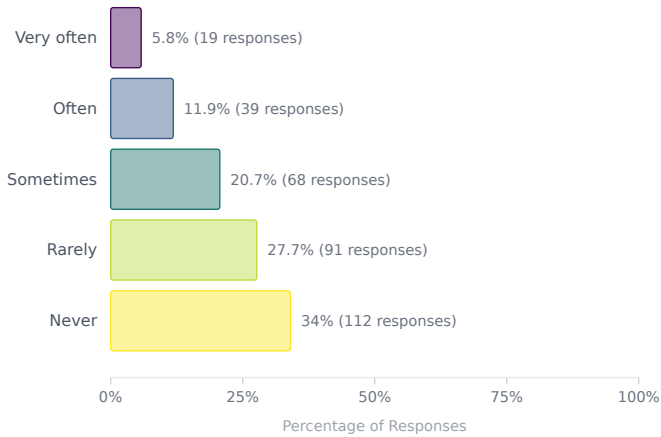


# Digital Safety

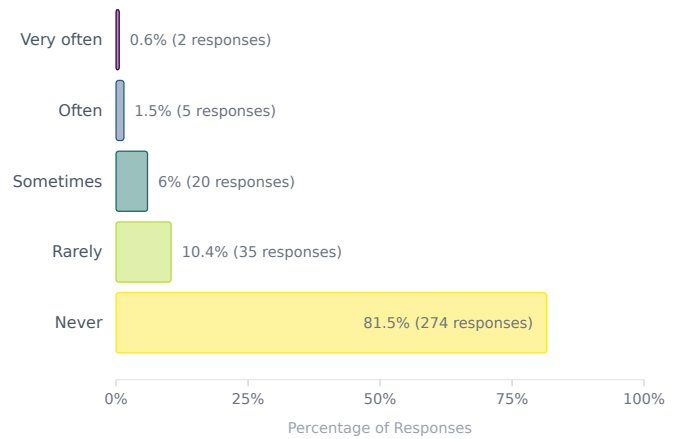
The digital dimension carries **12.5% weight in the safety index.**

**Responses to: "In the last five years, how often have you experienced any of the following actions related to your work as a journalist?"**

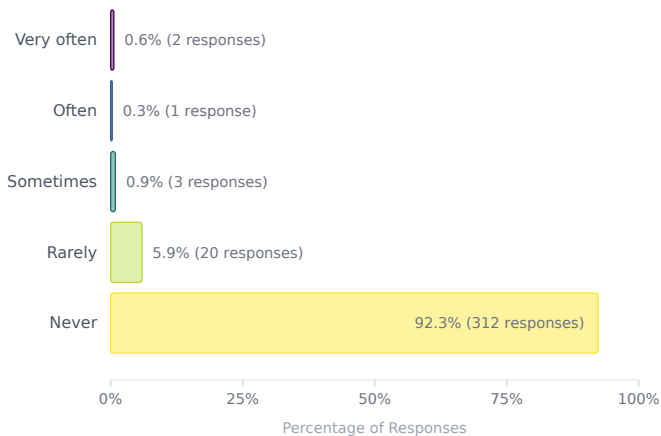
## Surveillance (50% weight in digital dimension)



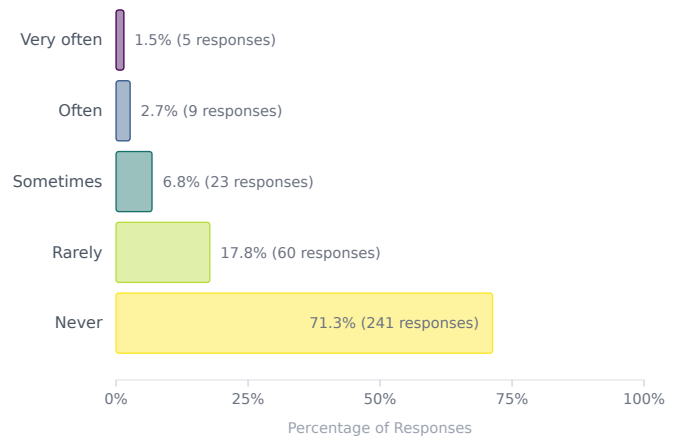
## Hacking or blocking of social media accounts or websites (50% weight in digital dimension)



## Others using your byline for fabricated or manipulated stories (did not contribute to calculation)



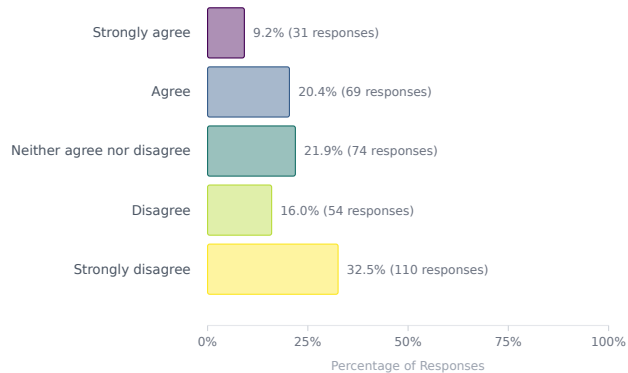
## Others disseminating your personal information (did not contribute to calculation)



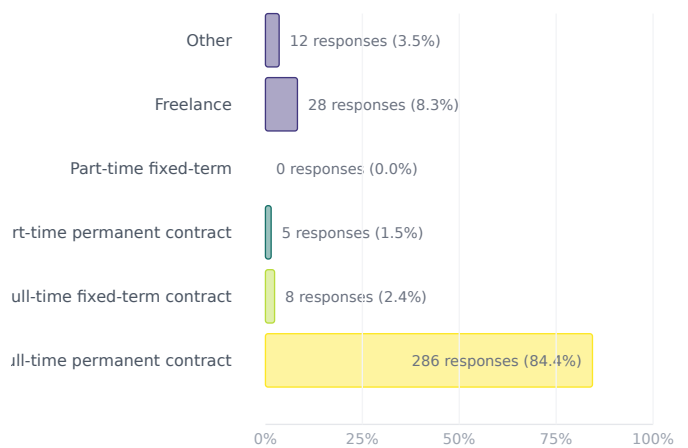
# Financial Safety

The financial dimension carries **12.5% weight in the safety index.**

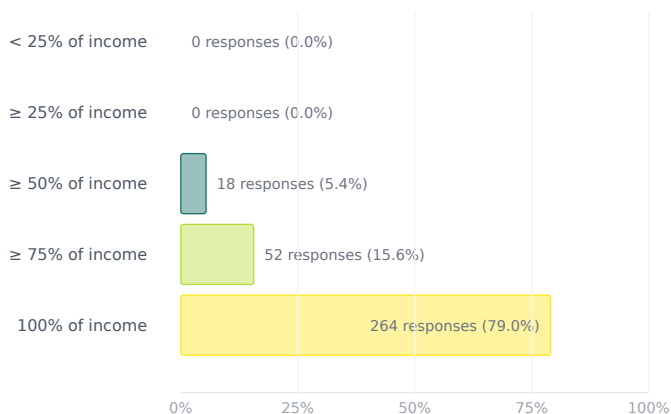
## Responses to: "I am worried about losing my job in journalism within the next 12 months" (20% weight in financial dimension)



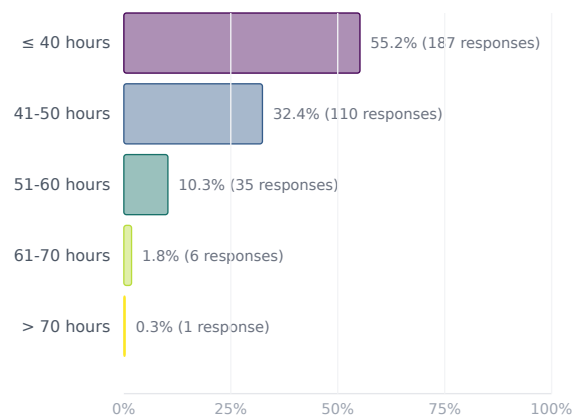
## Responses to: "Which of the following categories best describes your current working situation as a journalist?" (20% weight in financial dimension)



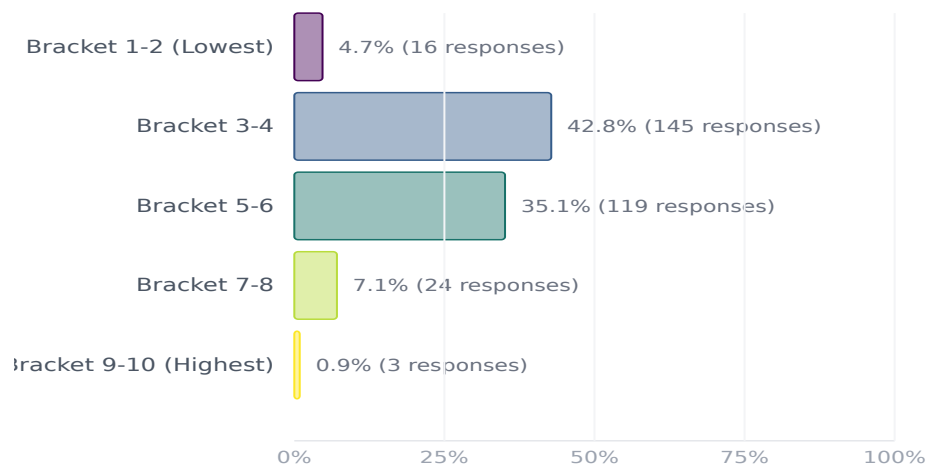
## Responses to "Approximately what percentage of your overall work-related income comes from your work as a journalist?" (20% weight in financial dimension)



## Responses to: "How many hours a week on average do you work as a journalist?" (20% weight in financial dimension)



## Responses to: "In which of the following categories does your salary as a journalist fall?" (20% weight in financial dimension)



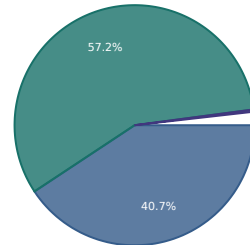
Options are given on a 10-point scale specific to each country.

# Demographics

This section contains demographic information about survey respondents from Slovenia.

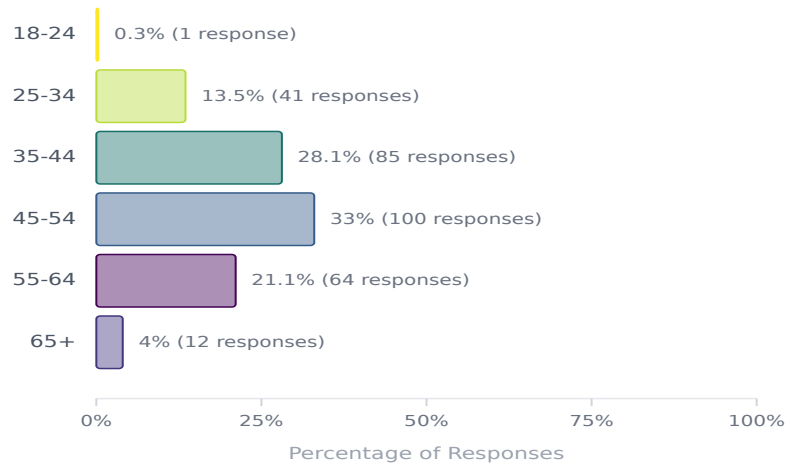
## Gender Breakdown of Respondents

### Survey Participation



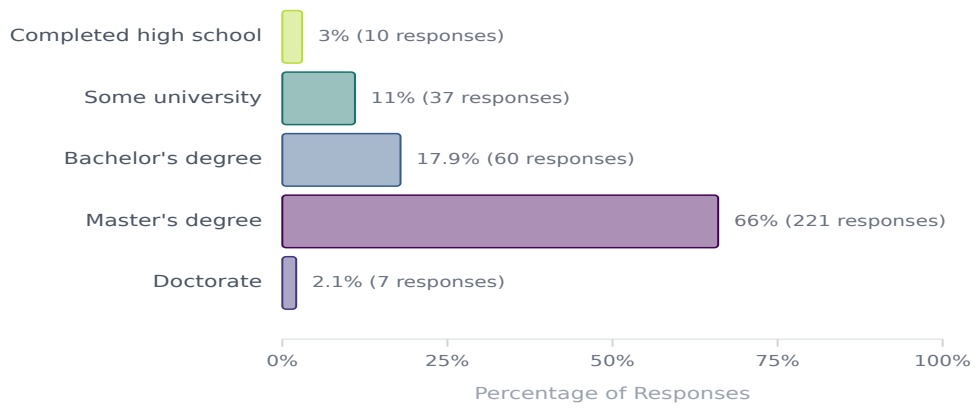
Male (138, 40.7%) Female (194, 57.2%) Other (1, 0.3%)

## Age Distribution of Respondents

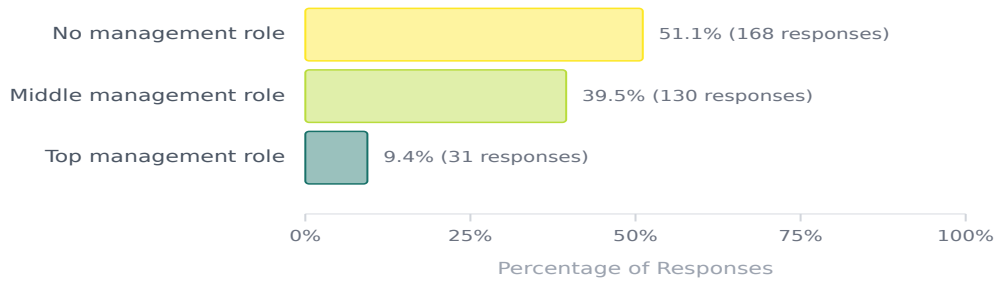


## Education Level of Respondents

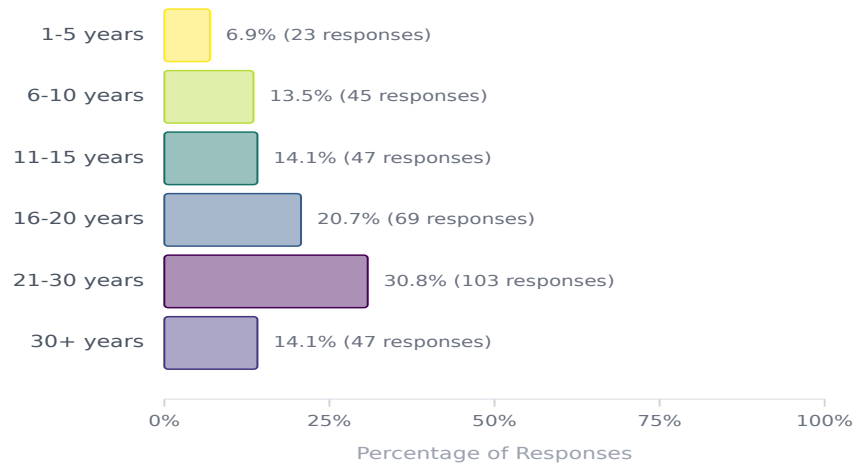
ot completed high school



## Workplace Position of Respondents



## Years of Experience as Journalist



For more detailed information about the methodology and complete findings, please visit the full country page at: <https://safetyofjournalists.org/index/country/slovenia>

---

© 2026 - A joint initiative between the University of Liverpool and the Worlds of Journalism Study, in co-operation with UNESCO

For more information, visit [safetyofjournalists.org](https://safetyofjournalists.org)

Document generated automatically on April 7, 2026 at 09:18