

Safety of Journalists Country Report

Spain

Generated on April 3, 2026

Report Authors

Beatriz Herrero-Jiménez (Rey Juan Carlos University, Spain)

Rosa Berganza (Rey Juan Carlos University, Spain)

Azahara Ortiz-González (Rey Juan Carlos University, Spain)

Spain is generally a very safe country for journalists. It particularly stands out in terms of physical safety, as more than 95% of journalists report never having experienced arrests, physical or sexual attacks, and over 92% have no concerns about their physical integrity. According to the UNESCO Observatory of Killed Journalists, the total number of professionals assassinated in Spain since UNESCO began recording (1993) amounts to two (in the years 2000 and 2001). These two journalists, a columnist for *El Mundo* and the financial director of *El Diario Vasco*, were killed by the terrorist group ETA, which announced the definitive cessation of its armed activity in 2011. Therefore, the threat posed by this terrorist group no longer exists. Psychological safety, compared to physical safety, is notably lower. In fact, only 35.8% do not express concern for their emotional and mental well-being. In Spain, the Union of Journalists of the General Workers' Union (UGT, 2023) considers the mental health of Spanish journalists to be "especially worrying" and calls for "specific studies and measures" for diagnosis and prevention. Thus, the Annual Report on the Journalistic Profession prepared by the Madrid Press Association (APM, 2022) states that 70% of respondents believe the mental health of the collective is a "serious" or "somewhat serious" problem and that their own mental health is "somewhat serious." Specifically, 30% confess to having stress, 65% report fatigue problems, 50% experience anxiety or difficulty concentrating at work, and 21% suffer from burnout. Other recent research also indicates stress as a high risk according to the perception of Spanish journalists, with 59.1% feeling stressed very frequently or frequently, 25.3% sometimes, and only 14.6% rarely or never (Herrero-Jiménez et al., 2024). Additionally, 24.3% sometimes, frequently, or very frequently experience hate speech, and 25.1% face public discrediting of their work. Regarding digital safety, Spain is a safe country, although other neighbouring countries receive higher scores. This may be due to a relatively notable number of Spanish journalists feeling monitored sometimes, frequently, or very frequently (18.6%). Of the four components that constitute the overall safety indicator, the financial one in Spain is revealed as the biggest problem. The most important reasons are precariousness and workload: journalists' salaries are low (69.8% are in the four lowest ranges proposed in the survey on a scale where ten ranges were proposed), about a quarter of workers do not have a permanent full-time contract, and the average hours worked exceed the 40 hours weekly stipulated by legislation (43.56). Moreover, 12.3% of journalists work more than 50 hours a week. Similarly, the latest report from the Madrid Press Association (APM, 2024) states that job insecurity and poor remuneration for journalistic work are considered the main problems of the profession.

Safety Index Scores

Overall Safety Score

88.52

Safety Dimensions

Physical Safety

97.84

Psychological Safety

77.98

Digital Safety

89.03

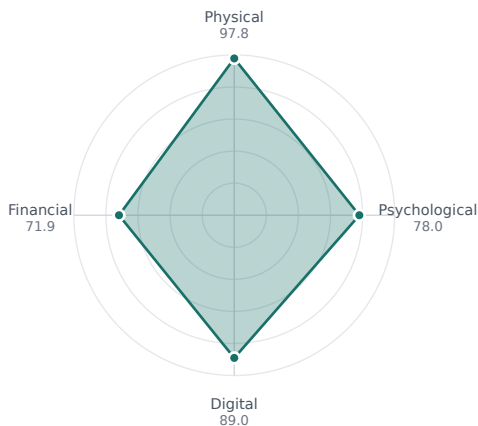
Financial Safety

71.85

Overview

The Safety of Journalists Index provides a comprehensive measurement of journalist safety across four dimensions. The charts below show how Spain performs across each dimension and highlight any gender-based disparities.

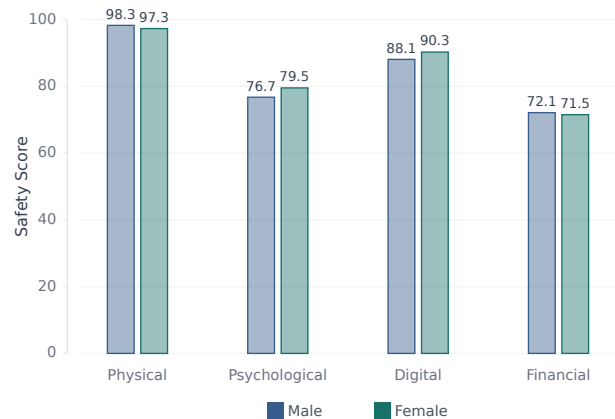
Safety Dimensions Overview



Safety Dimensions

This radar chart displays how the country performs across all four safety dimensions, revealing areas of strength and concern.

Gender Safety Gap by Dimension



Gender Safety Gap

This comparison highlights differences in safety experiences between male and female journalists, revealing potential gender-based disparities.

Physical Safety

The physical dimension carries **50% weight in the safety index**.

0

Journalist Killings

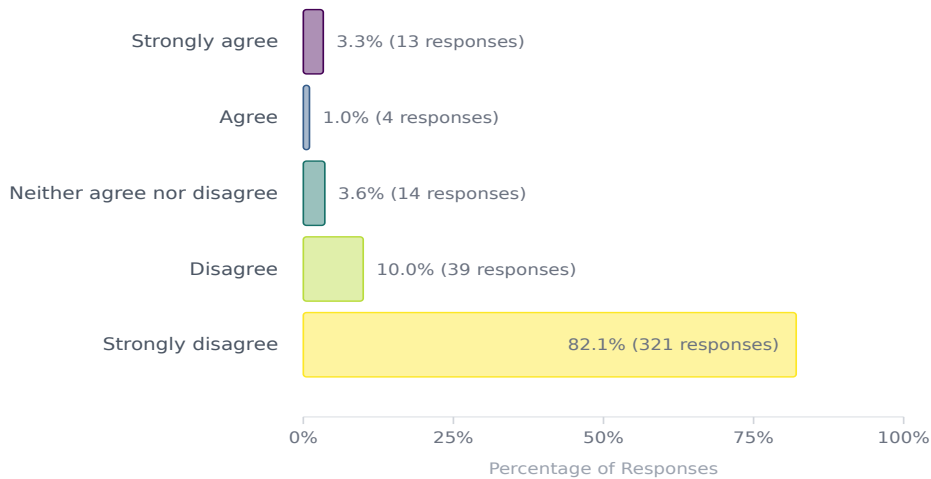
2016-2024

No journalist killings have been recorded in Spain between 2016 and 2024.

Note: This indicator carries 35% of the weight within the physical dimension of the Safety Index, making it the most significant factor in this category.

Data sourced from UNESCO Observatory of Killed Journalists.

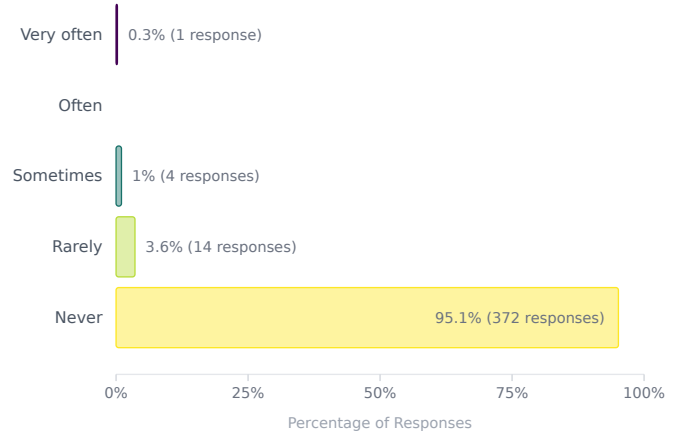
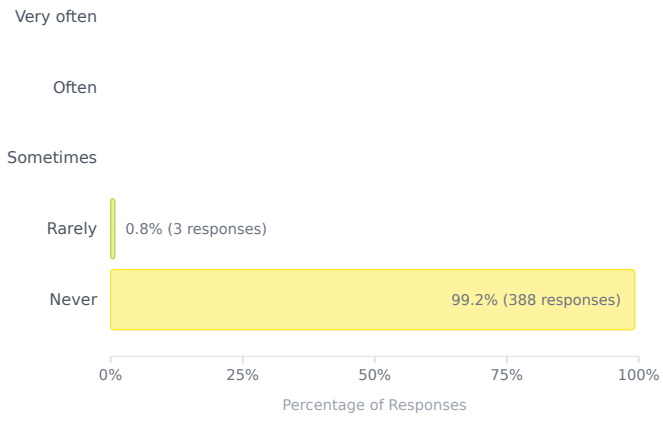
Responses to: "I am concerned about my physical wellbeing" (20% weight in physical dimension)



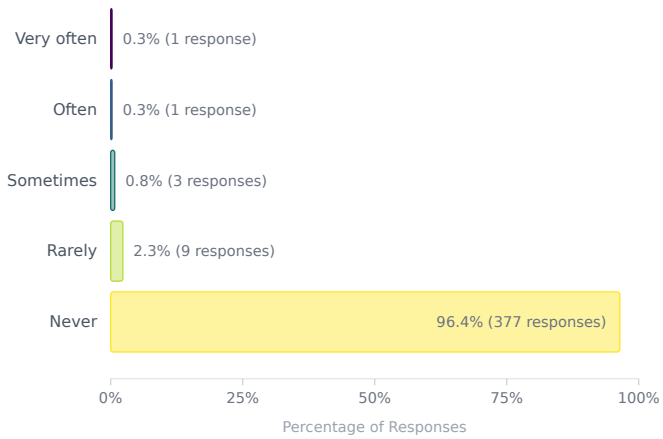
Responses to: "In the last five years, how often have you experienced any of the following actions related to your work as a journalist?"

Arrests, detentions or imprisonment (15% weight in physical dimension)

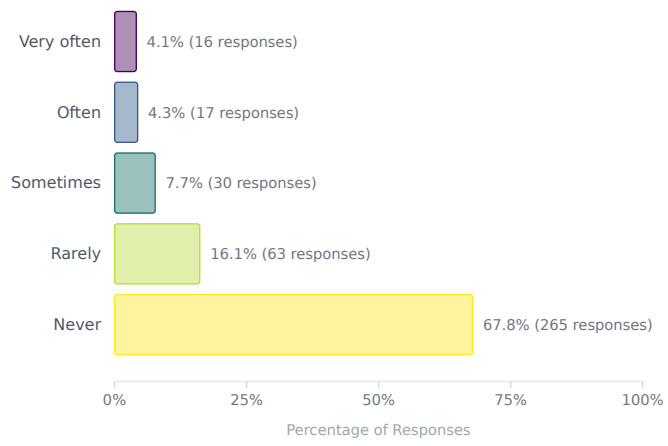
Sexual assault or sexual harassment (15% weight in physical dimension)



Other physical attacks (15% weight in physical dimension)



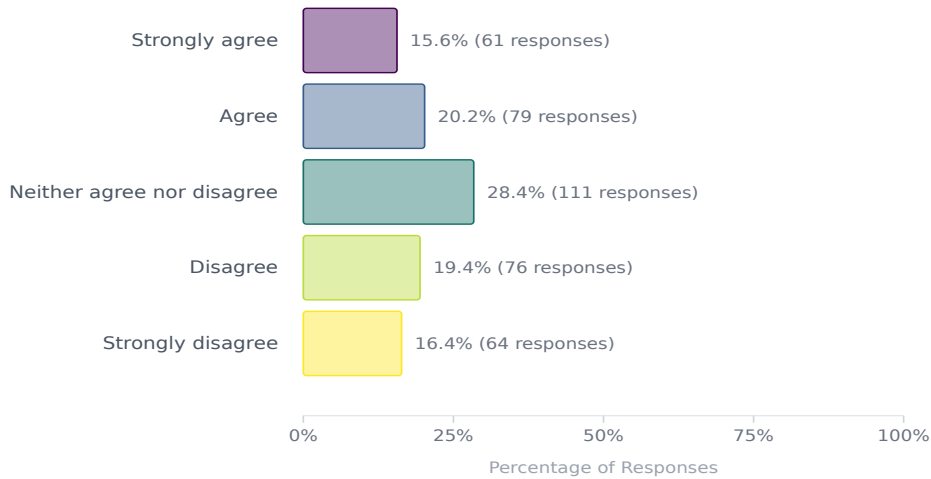
Being required to work in an environment where COVID-19 had easily spread (did not contribute to calculation)



Psychological Safety

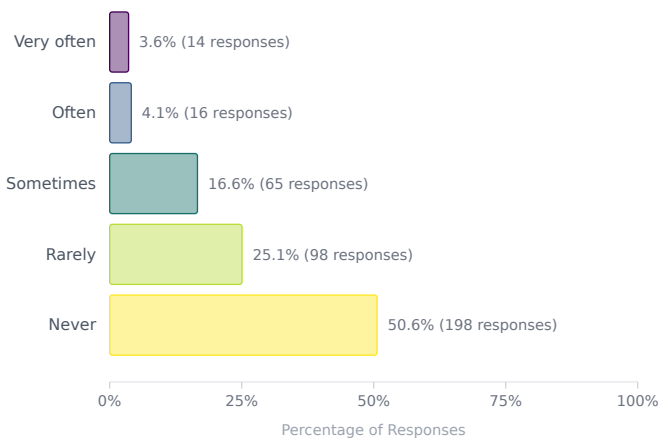
The psychological dimension carries **25% weight in the safety index**.

Responses to: "I am concerned about my emotional wellbeing" (20% weight in psychological dimension)

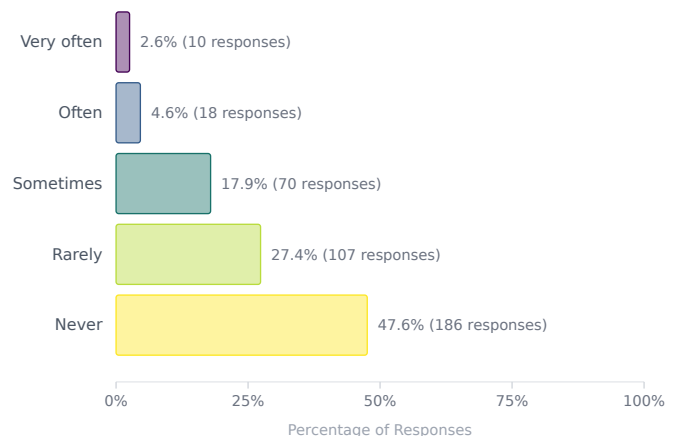


Responses to: "In the last five years, how often have you experienced any of the following actions related to your work as a journalist?"

Demeaning or hateful speech directed at you (16% weight in psychological dimension)



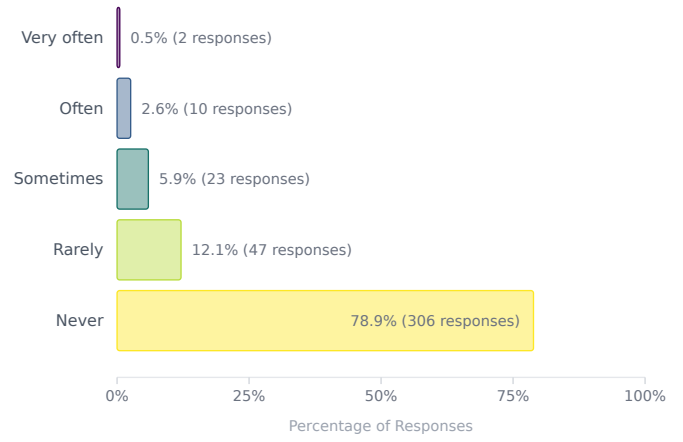
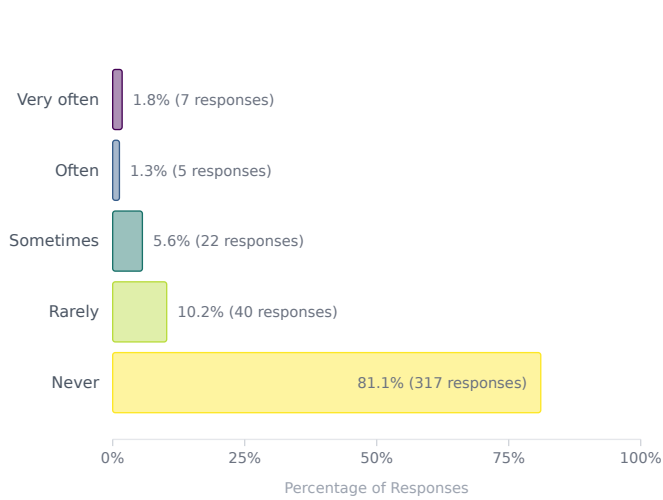
Public discrediting of your work (16% weight in psychological dimension)



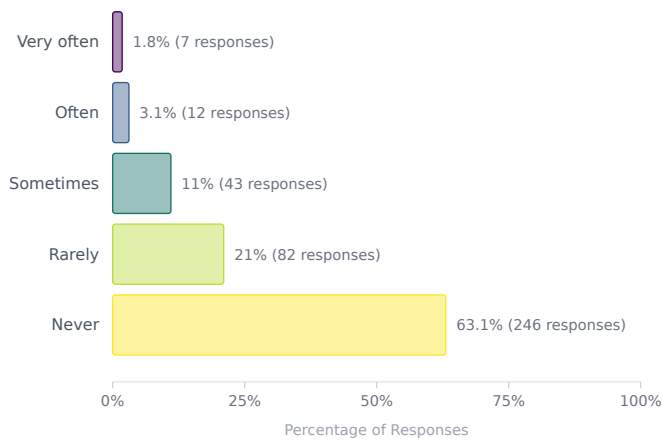
Legal actions against you because of your work (16% weight in psychological dimension)

Stalking (16% weight in psychological dimension)

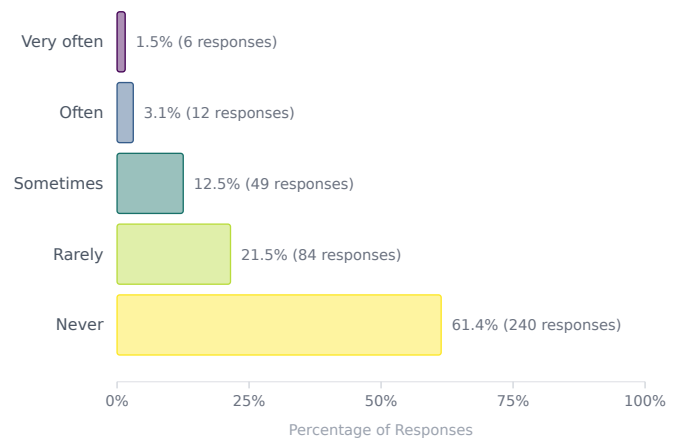
dimension)



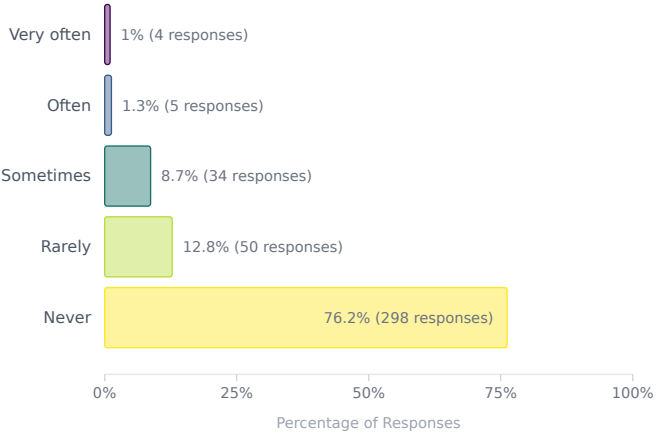
Other threats or intimidation directed at you (16% weight in psychological dimension)



Coercion (did not contribute to calculation)



Workplace bullying (did not contribute to calculation)

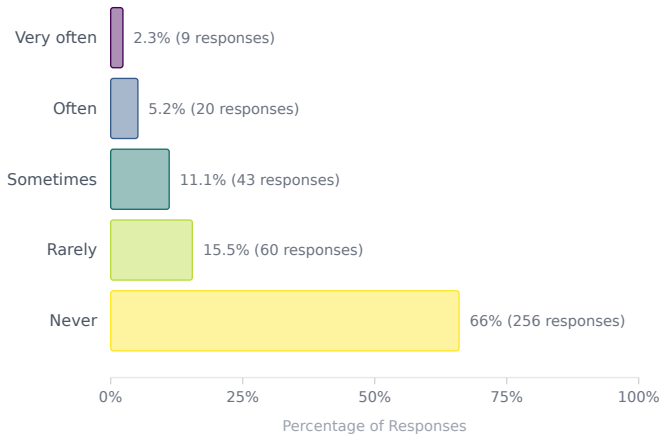


Digital Safety

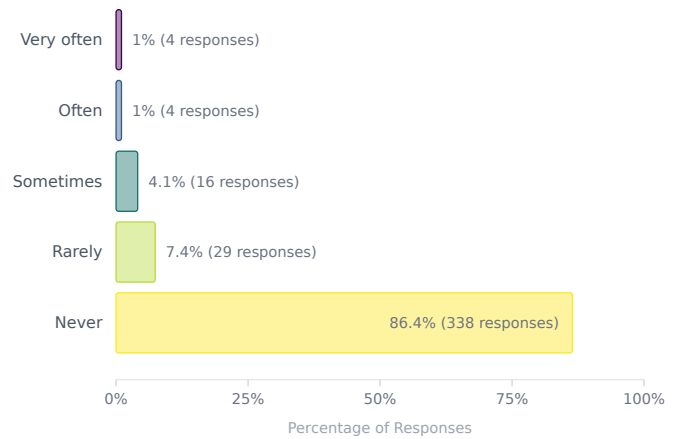
The digital dimension carries **12.5% weight in the safety index.**

Responses to: "In the last five years, how often have you experienced any of the following actions related to your work as a journalist?"

Surveillance (50% weight in digital dimension)



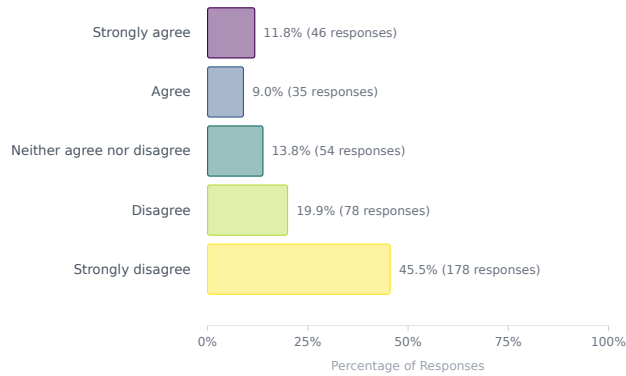
Hacking or blocking of social media accounts or websites (50% weight in digital dimension)



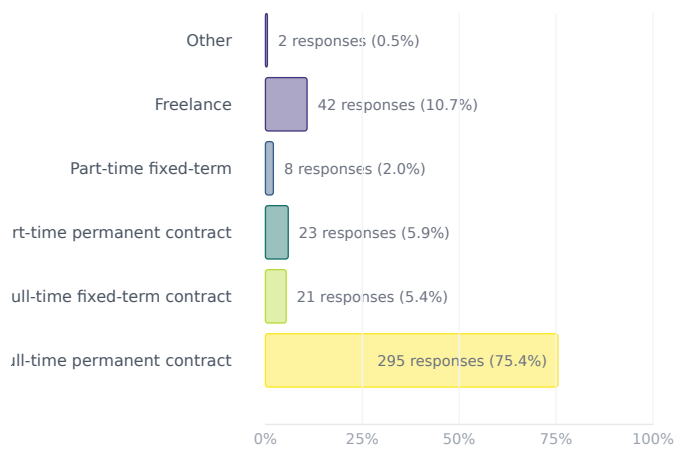
Financial Safety

The financial dimension carries **12.5% weight in the safety index.**

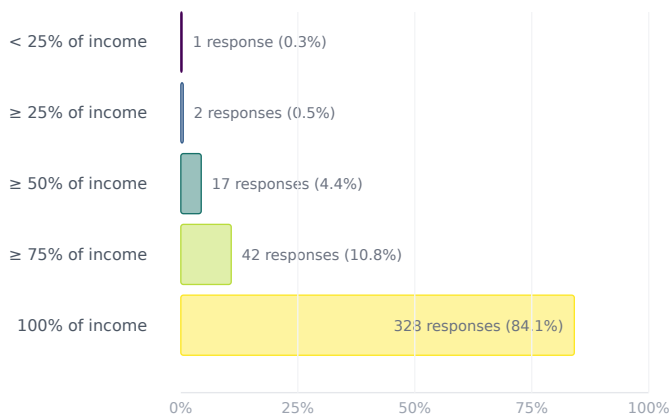
Responses to: "I am worried about losing my job in journalism within the next 12 months" (20% weight in financial dimension)



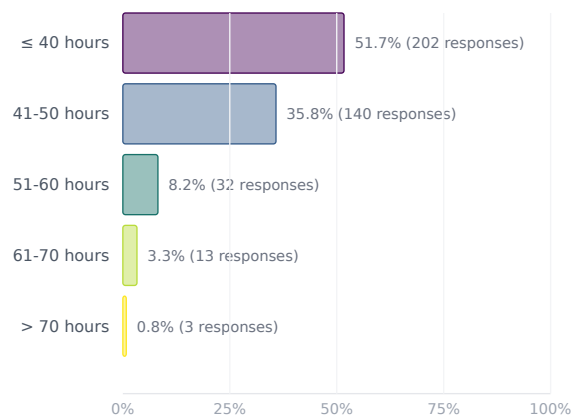
Responses to: "Which of the following categories best describes your current working situation as a journalist?" (20% weight in financial dimension)



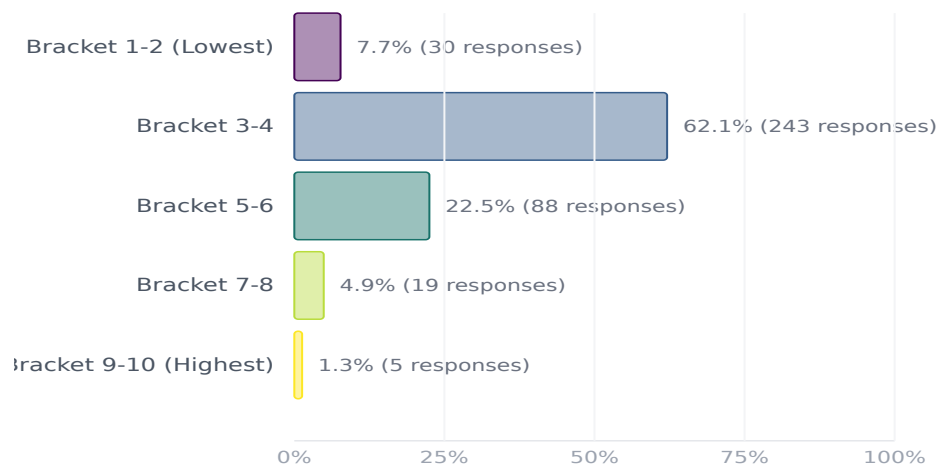
Responses to "Approximately what percentage of your overall work-related income comes from your work as a journalist?" (20% weight in financial dimension)



Responses to: "How many hours a week on average do you work as a journalist?" (20% weight in financial dimension)



Responses to: "In which of the following categories does your salary as a journalist fall?" (20% weight in financial dimension)



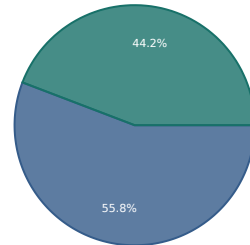
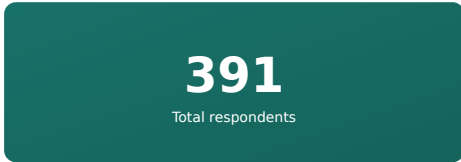
Options are given on a 10-point scale specific to each country.

Demographics

This section contains demographic information about survey respondents from Spain.

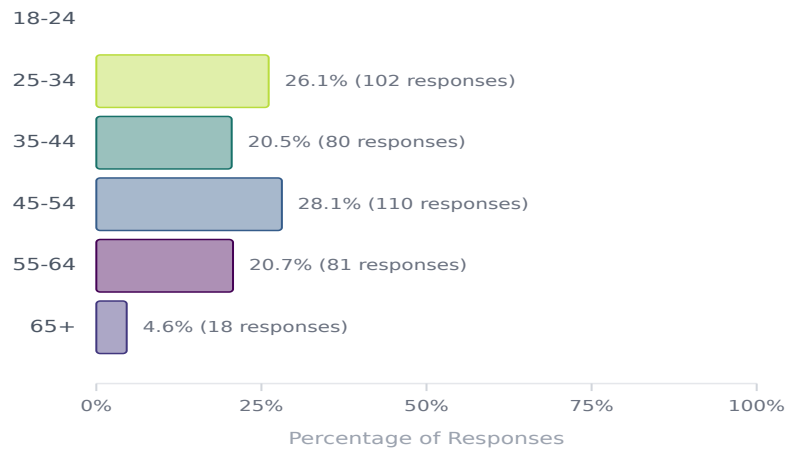
Gender Breakdown of Respondents

Survey Participation



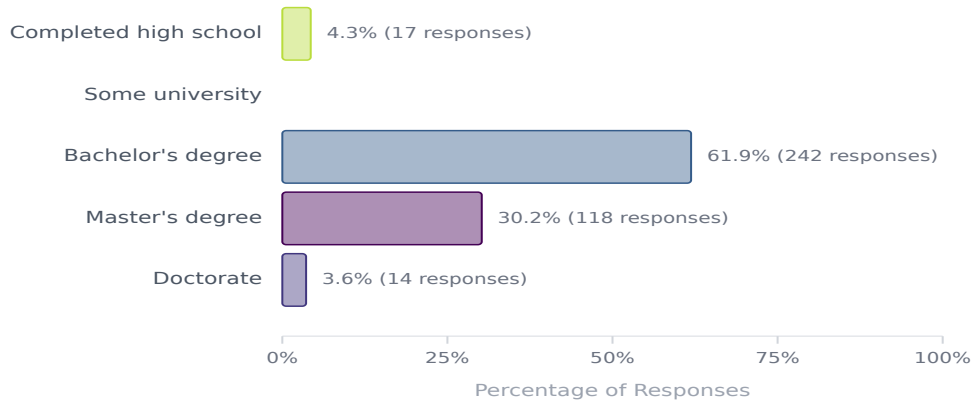
Male (218, 55.8%) Female (173, 44.2%) Other (0, 0.0%)

Age Distribution of Respondents

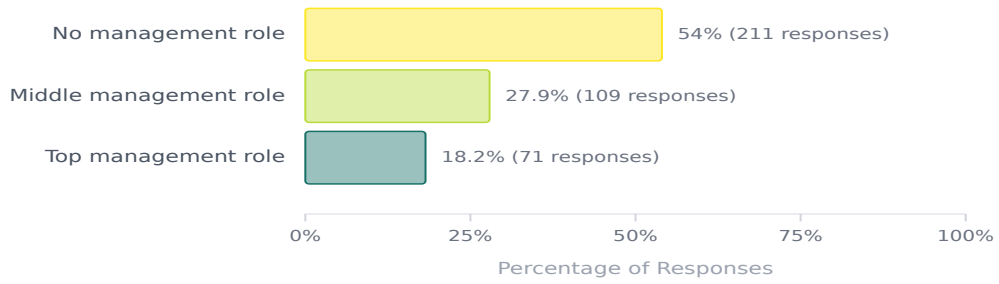


Education Level of Respondents

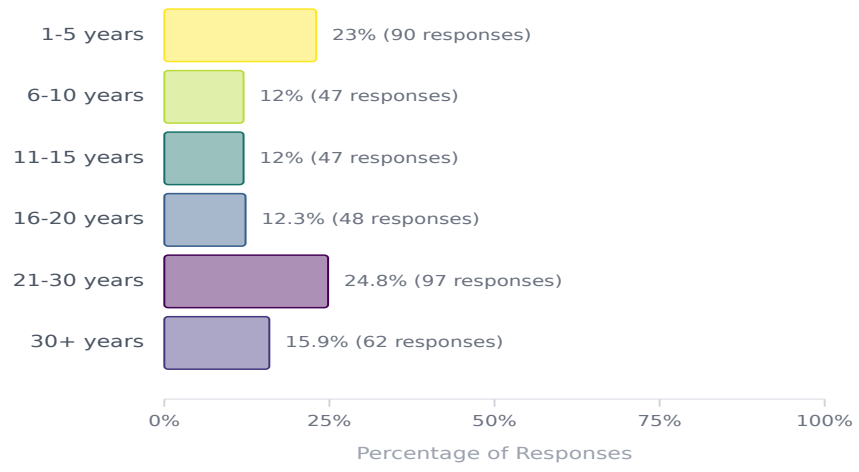
ot completed high school



Workplace Position of Respondents



Years of Experience as Journalist



For more detailed information about the methodology and complete findings, please visit the full country page at: <https://safetyofjournalists.org/index/country/spain>

© 2026 - A joint initiative between the University of Liverpool and the Worlds of Journalism Study, in co-operation with UNESCO

For more information, visit safetyofjournalists.org

Document generated automatically on April 3, 2026 at 16:41