

Safety of Journalists Country Report

Taiwan

Generated on April 5, 2026

Report Authors

Huei-Ling Liu (National Taipei University of the Arts, Taiwan)

Shih-Chien Chang (National Chung Cheng University, Taiwan), Hsiou-Feng Chen (Shih Hsin University, Taiwan)

Chiung-wen Hsu (National Cheng-Chi University, Taiwan)

Taiwan's scores for physical safety and digital safety are both above the global average, which is related to its status as a democratic country governed by the rule of law. Although the score for digital safety exceeds 90, there has been a growing trend of online attacks and harassment directed at journalists in recent year. These attacks have caused psychological strain for some journalists. Combined with the pressures of multitasking and real-time news publishing in the digital age, this has led to increased burnout and contributed to Taiwan's lower score in psychological safety.

In addition, Taiwan's relatively low score in financial safety is associated with long working hours and comparatively low salaries. According to this dataset, more than 30% of journalists work over 50 hours per week, and around 60% of respondents earn between USD 938-1,406 or USD 1,407-1,875 per month. The recalculated average monthly income of journalists is approximately USD 1,882.38, which is very close to the official national average monthly salary in Taiwan (including overtime pay and bonuses), USD 1,846.34. The combination of high work pressure, long hours, low pay, and declining job opportunities reflects the financial insecurity experienced by journalists amid a broader media industry downturn.

Safety Index Scores

Overall Safety Score

80.94

Safety Dimensions

Physical Safety

85.93

Psychological Safety

73.18

Digital Safety

90.03

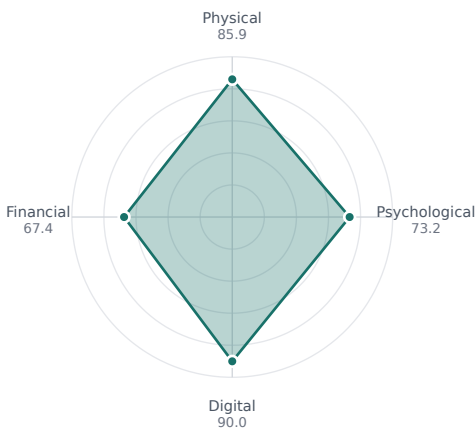
Financial Safety

67.43

Overview

The Safety of Journalists Index provides a comprehensive measurement of journalist safety across four dimensions. The charts below show how Taiwan performs across each dimension and highlight any gender-based disparities.

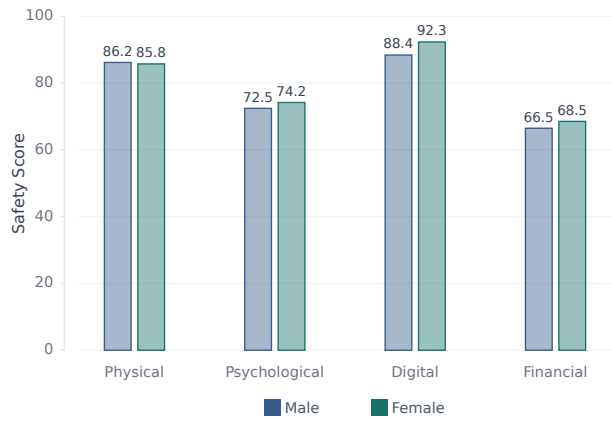
Safety Dimensions Overview



Safety Dimensions

This radar chart displays how the country performs across all four safety dimensions, revealing areas of strength and concern.

Gender Safety Gap by Dimension



Gender Safety Gap

This comparison highlights differences in safety experiences between male and female journalists, revealing potential gender-based disparities.

Physical Safety

The physical dimension carries **50% weight in the safety index**.

0

Journalist Killings

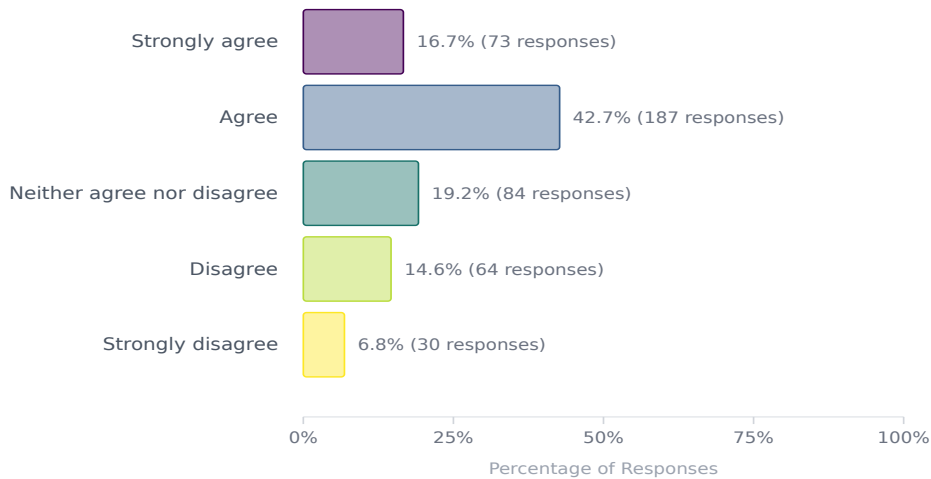
2016-2024

No journalist killings have been recorded in Taiwan between 2016 and 2024.

Note: This indicator carries 35% of the weight within the physical dimension of the Safety Index, making it the most significant factor in this category.

Data sourced from UNESCO Observatory of Killed Journalists.

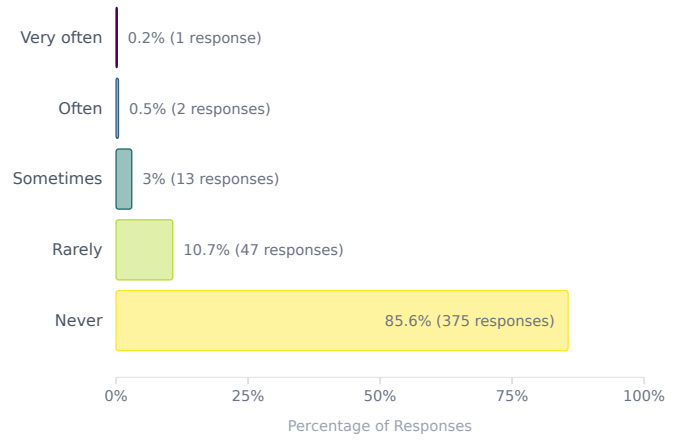
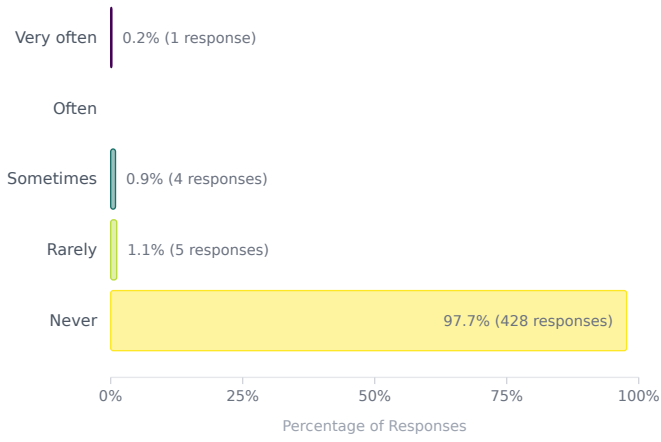
Responses to: "I am concerned about my physical wellbeing" (20% weight in physical dimension)



Responses to: "In the last five years, how often have you experienced any of the following actions related to your work as a journalist?"

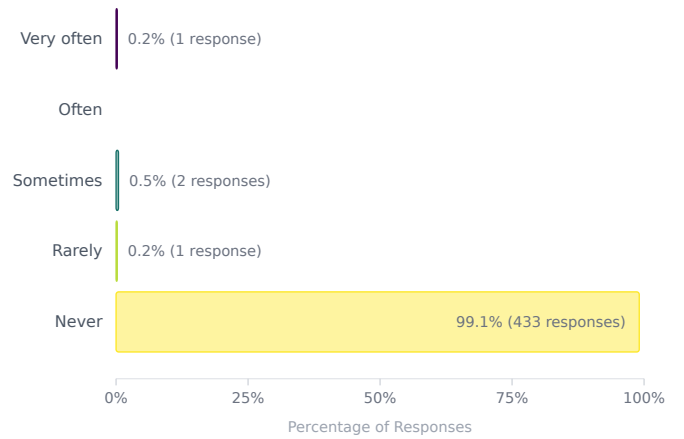
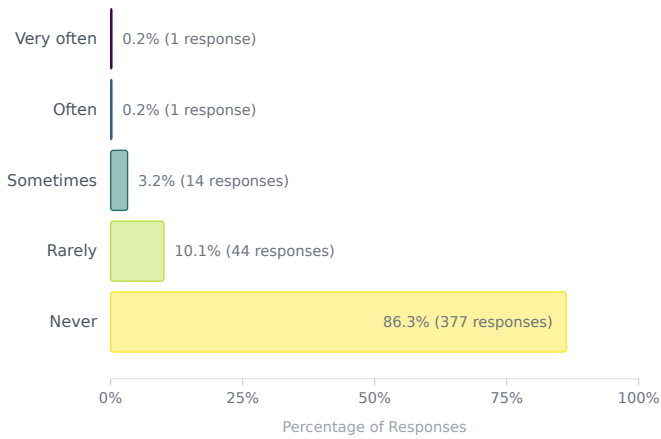
Arrests, detentions or imprisonment (15% weight in physical dimension)

Sexual assault or sexual harassment (15% weight in physical dimension)



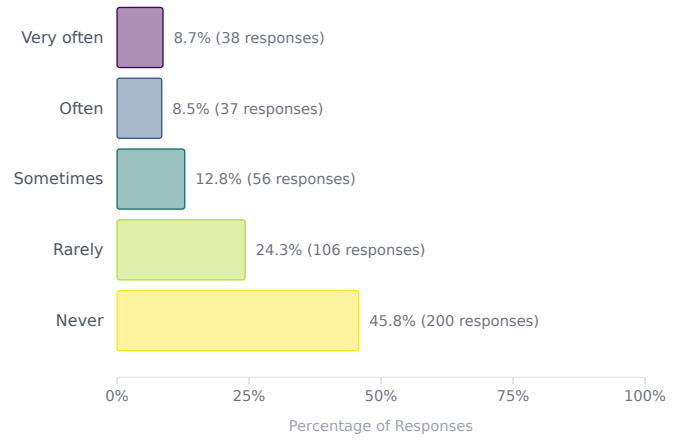
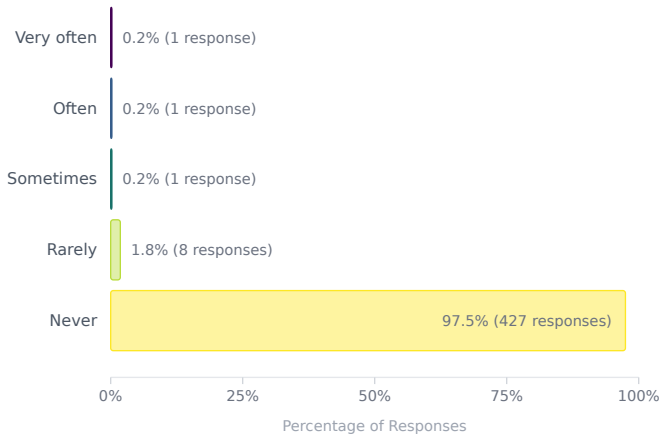
Other physical attacks (15% weight in physical dimension)

Abductions (did not contribute to calculation)



Office raids or seizures or damage of equipment (did not contribute to calculation)

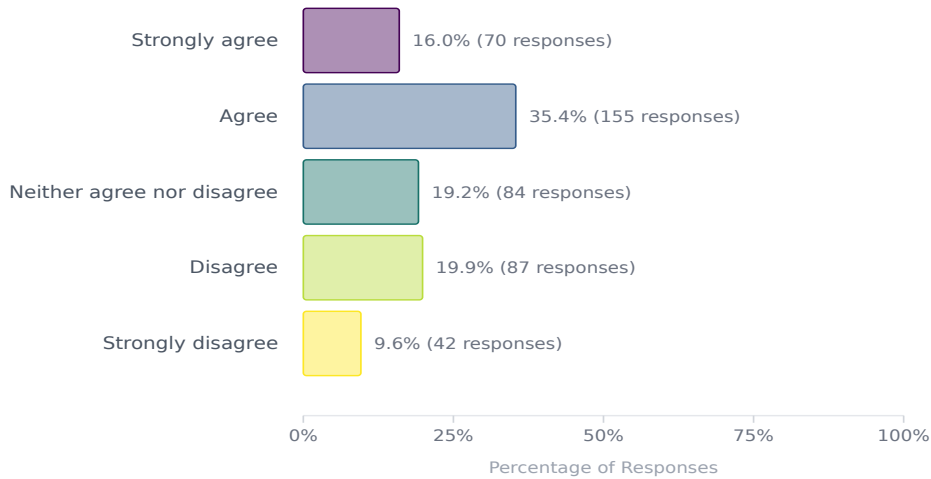
Being required to work in an environment where COVID-19 had easily spread (did not contribute to calculation)



Psychological Safety

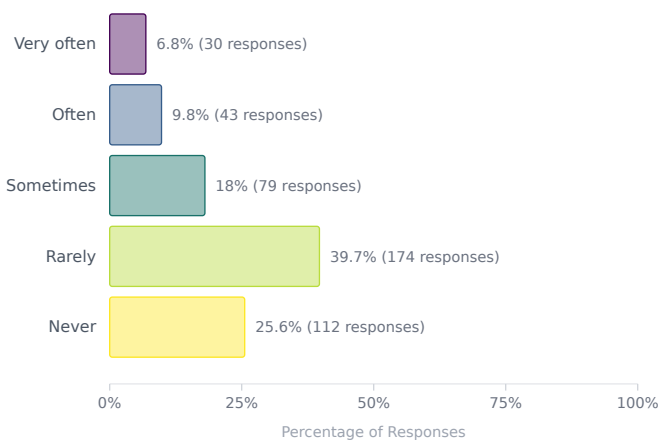
The psychological dimension carries **25% weight in the safety index**.

Responses to: "I am concerned about my emotional wellbeing" (20% weight in psychological dimension)

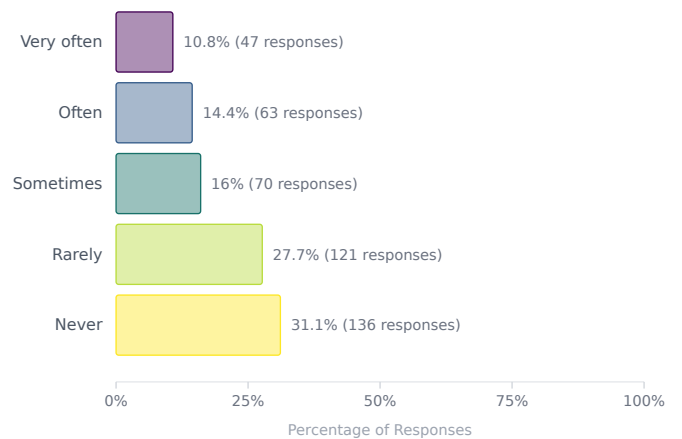


Responses to: "In the last five years, how often have you experienced any of the following actions related to your work as a journalist?"

Demeaning or hateful speech directed at you (16% weight in psychological dimension)



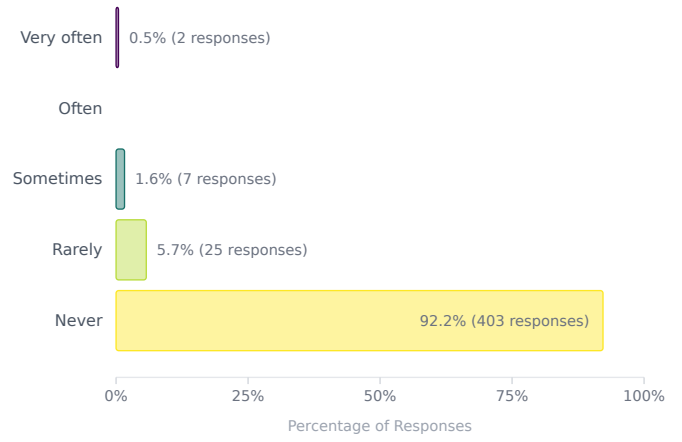
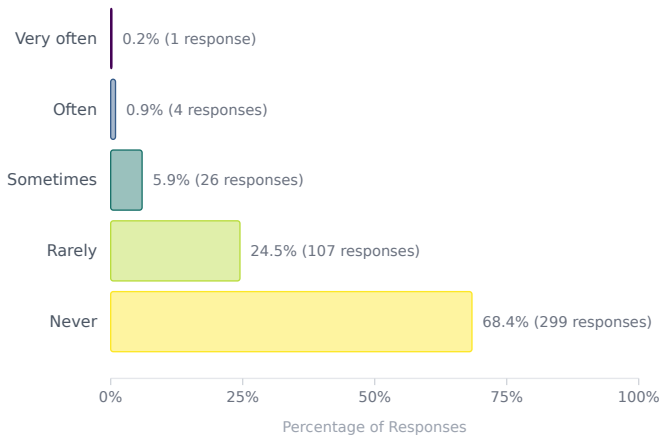
Public discrediting of your work (16% weight in psychological dimension)



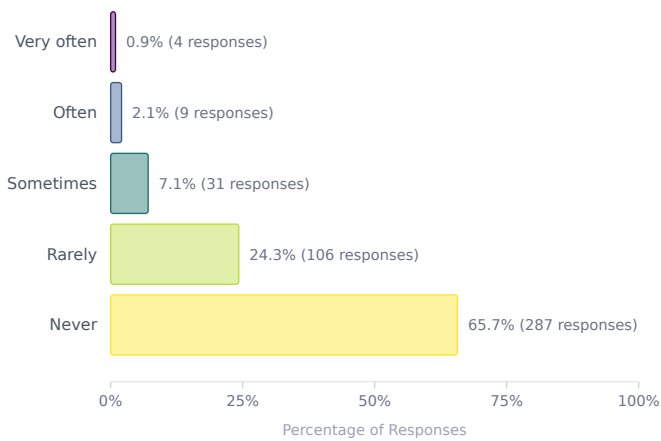
Legal actions against you because of your work (16% weight in psychological dimension)

Stalking (16% weight in psychological dimension)

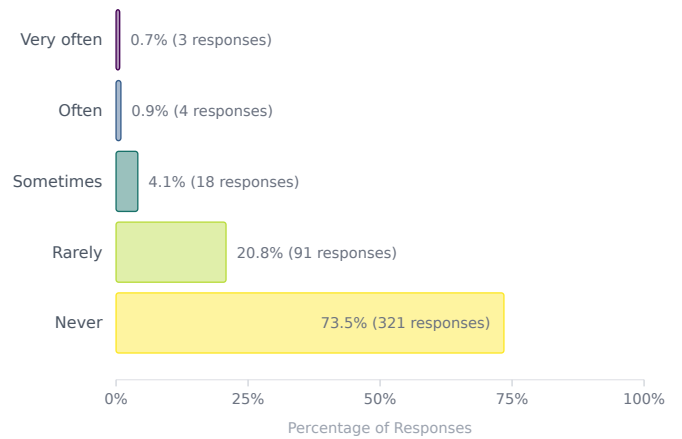
dimension)



Other threats or intimidation directed at you (16% weight in psychological dimension)

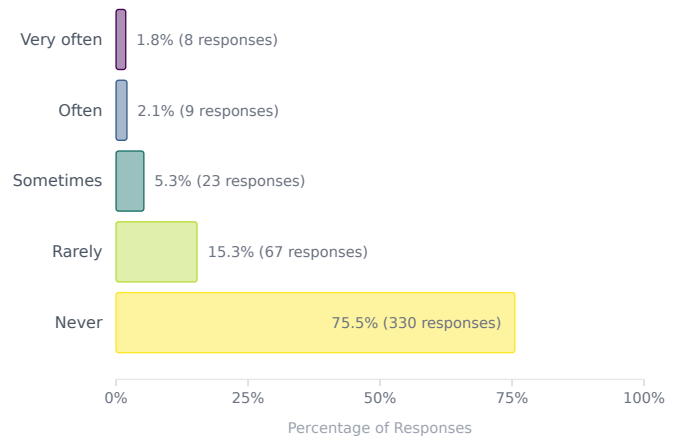
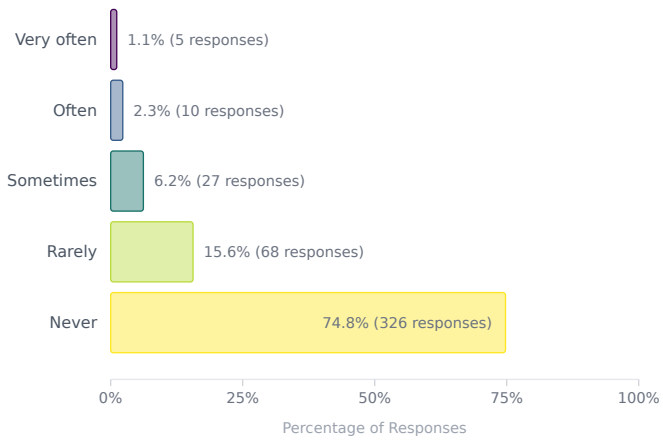


Coercion (did not contribute to calculation)

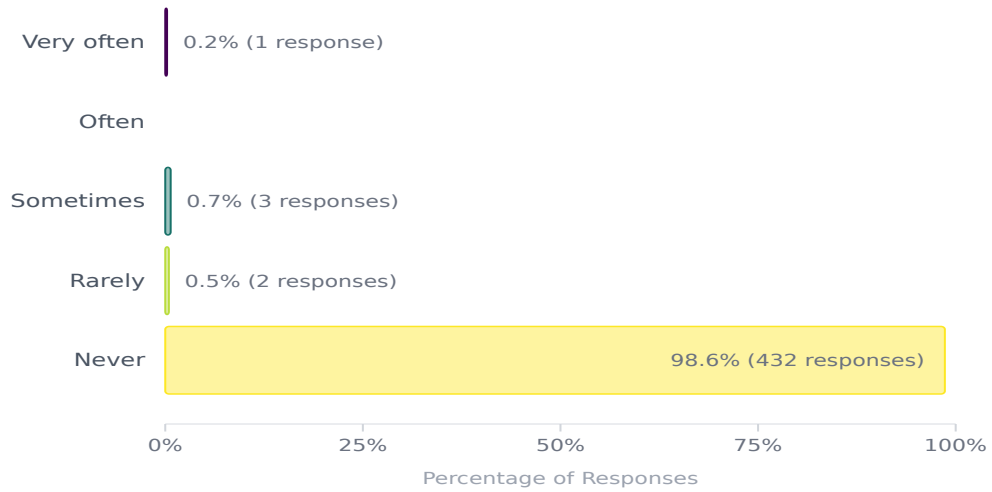


Questioning of your personal morality (did not contribute to calculation)

Workplace bullying (did not contribute to calculation)



Intimidation that targets your family or close associates (did not contribute to calculation)

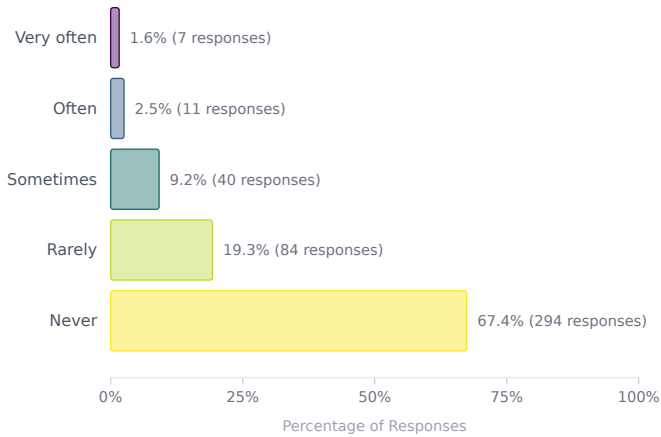


Digital Safety

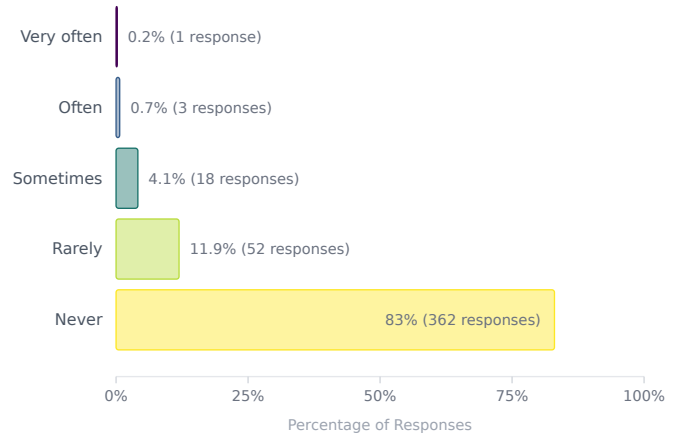
The digital dimension carries **12.5% weight in the safety index.**

Responses to: "In the last five years, how often have you experienced any of the following actions related to your work as a journalist?"

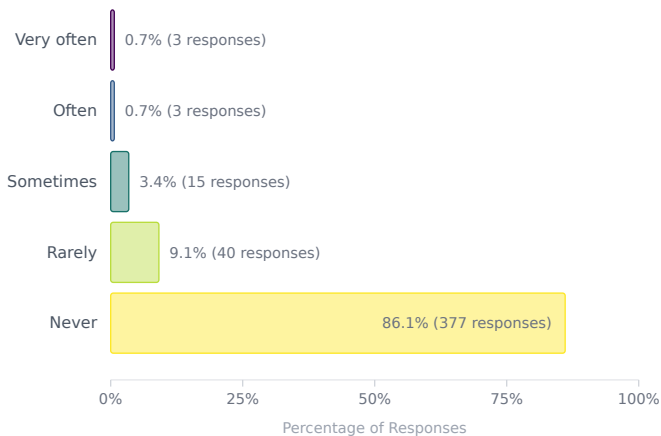
Surveillance (50% weight in digital dimension)



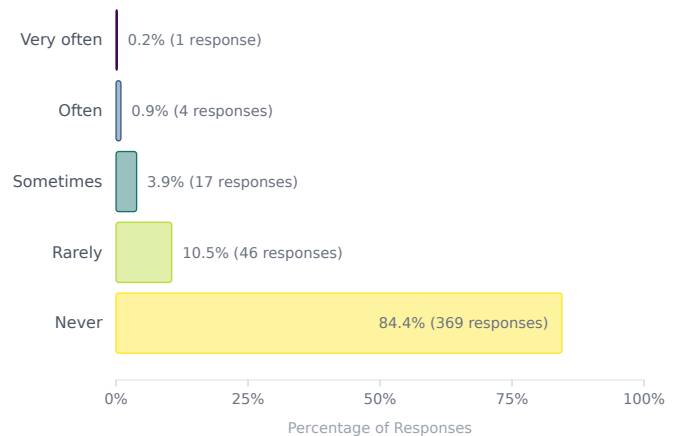
Hacking or blocking of social media accounts or websites (50% weight in digital dimension)



Others using your byline for fabricated or manipulated stories (did not contribute to calculation)



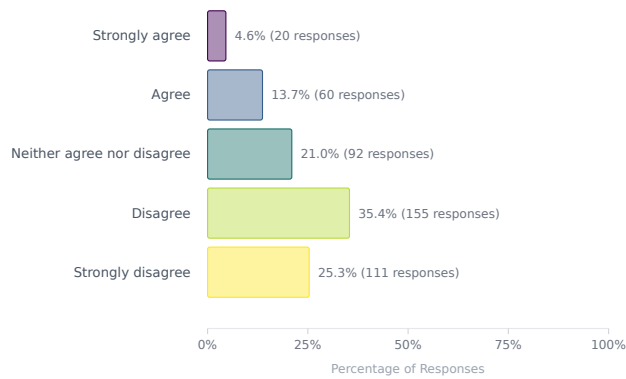
Others disseminating your personal information (did not contribute to calculation)



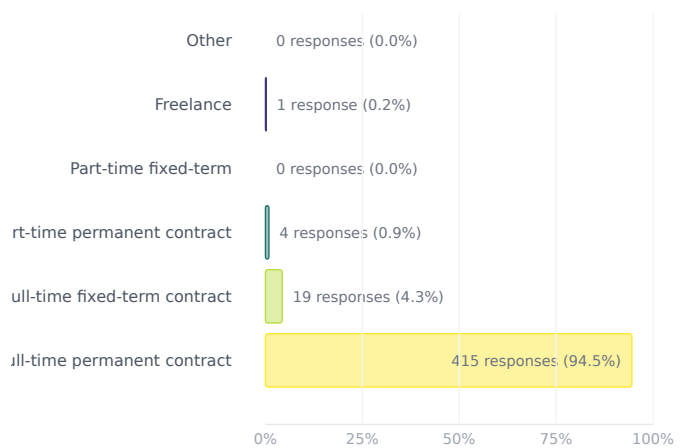
Financial Safety

The financial dimension carries **12.5% weight in the safety index.**

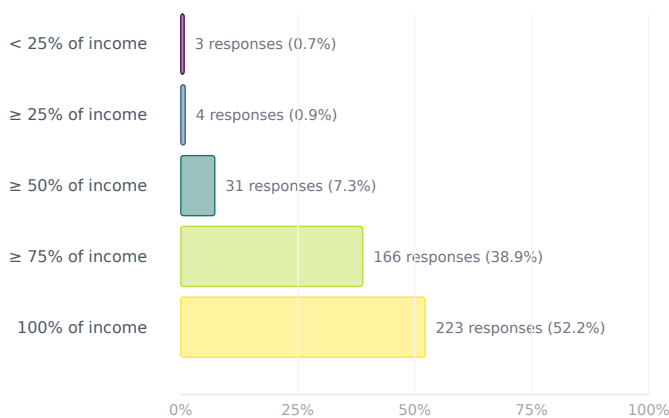
Responses to: "I am worried about losing my job in journalism within the next 12 months" (20% weight in financial dimension)



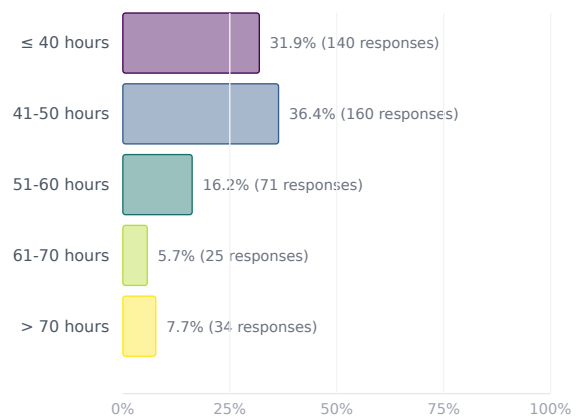
Responses to: "Which of the following categories best describes your current working situation as a journalist?" (20% weight in financial dimension)



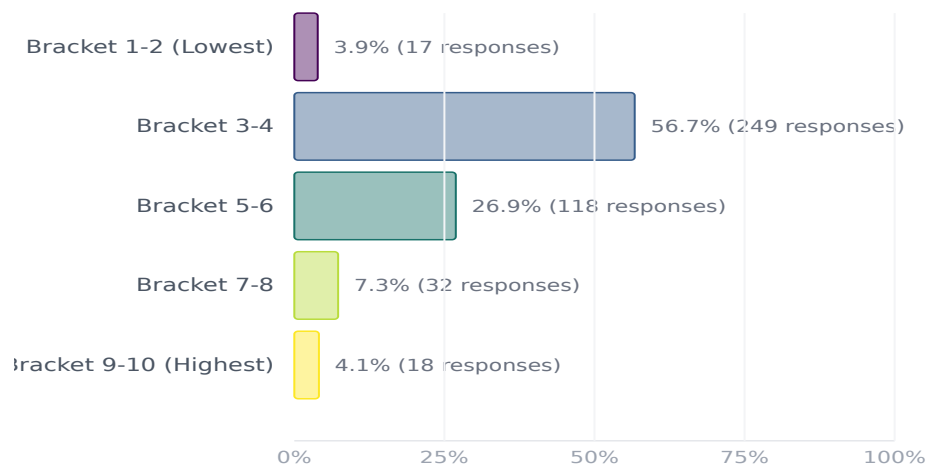
Responses to "Approximately what percentage of your overall work-related income comes from your work as a journalist?" (20% weight in financial dimension)



Responses to: "How many hours a week on average do you work as a journalist?" (20% weight in financial dimension)



Responses to: "In which of the following categories does your salary as a journalist fall?" (20% weight in financial dimension)



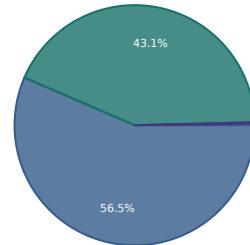
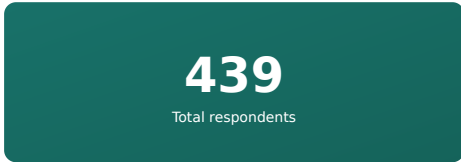
Options are given on a 10-point scale specific to each country.

Demographics

This section contains demographic information about survey respondents from Taiwan.

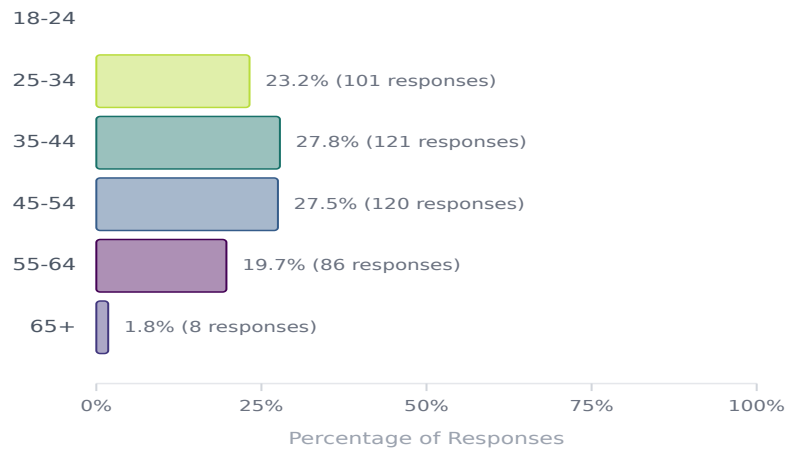
Gender Breakdown of Respondents

Survey Participation



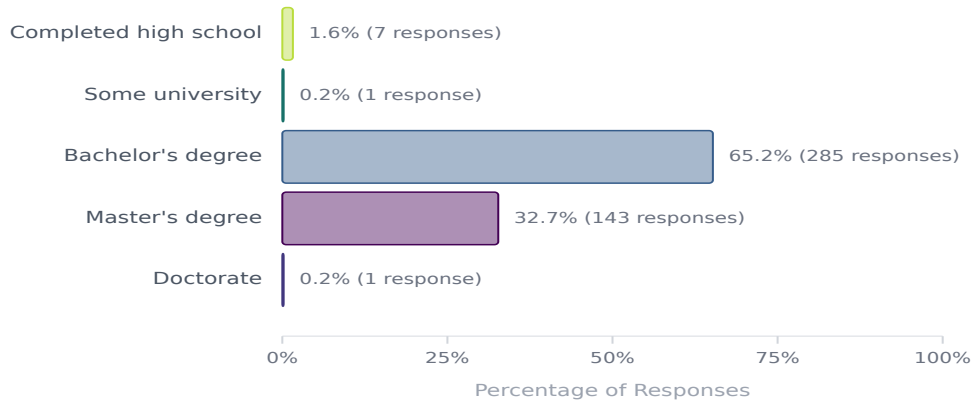
Male (248, 56.5%) Female (189, 43.1%) Other (1, 0.2%)

Age Distribution of Respondents

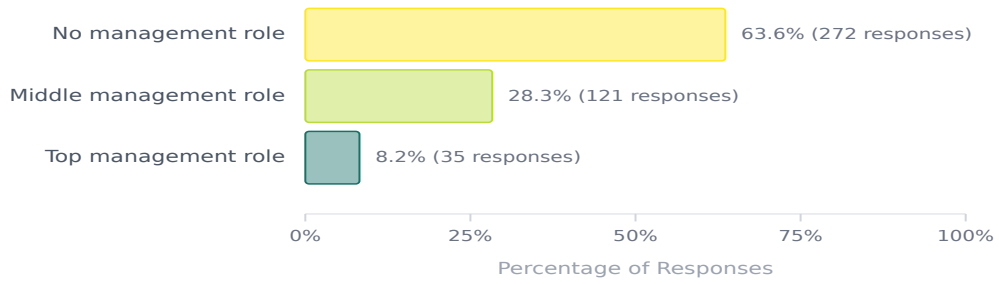


Education Level of Respondents

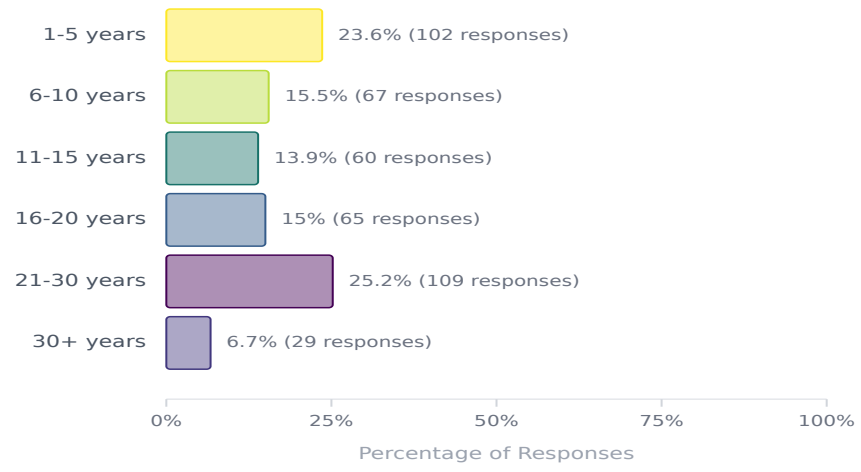
ot completed high school



Workplace Position of Respondents



Years of Experience as Journalist



For more detailed information about the methodology and complete findings, please visit the full country page at: <https://safetyofjournalists.org/index/country/taiwan>

© 2026 - A joint initiative between the University of Liverpool and the Worlds of Journalism Study, in co-operation with UNESCO

For more information, visit safetyofjournalists.org

Document generated automatically on April 5, 2026 at 13:22