

Safety of Journalists Country Report

Ukraine

Generated on April 3, 2026

Report Authors

Dariya Orlova (*National University of Kyiv-Mohyla Academy*)
PhD, Senior Lecturer

Vera Slavtcheva-Petkova (*University of Liverpool*)
Reader in Global Journalism and Media

Ukraine has been a challenging place for journalists in terms of safety due to the ongoing war started by Russia in 2022. Physical safety has been a major concern because of regular indiscriminate air missile and drone attacks across the entire country that cause destruction and death of civilians. Frontline reporting has posed additional risks, with at least 22 media workers killed in the line of duty in Ukraine since the beginning of the war, according to UNESCO¹. Journalists have also faced coercion, abductions, torture, and prosecution in the areas occupied by Russia. More than a dozen Ukrainian journalists remain detained by Russia, according to the Reporters without Borders². The war has had a heavy toll on Ukrainian journalists' mental health and well-being, as evidenced by the WJS study and other surveys of journalists, with the vast majority of journalists reporting stress and fatigue. Despite the challenges of the war and martial law, which brought in certain restrictions and limitations for the work of journalists, media professionals assess the level of media freedom in the country as relatively high. However, the problem of impunity is recognized as a significant issue. Compared to acute physical and psychological safety challenges, financial and digital dimensions of safety have been less pressing in Ukraine. At the same time, the war-affected economy has further increased the dependence of many Ukrainian media outlets on foreign donor support. The risks associated with the loss or decrease of foreign donor funding make media highly vulnerable and the profession of journalism more precarious in Ukraine.

- <https://www.unesco.org/en/articles/unesco-equips-hundreds-ukrainian-prosecutors-defend-freedom-expression-and-safety-journalists>
- <https://rsf.org/en/three-years-russian-full-scale-invasion-ukraine-nearly-150-journalists-attacked>

Safety Index Scores

Overall Safety Score

69.21

Safety Dimensions

Physical Safety

66.71

Psychological Safety

68.52

Digital Safety

85

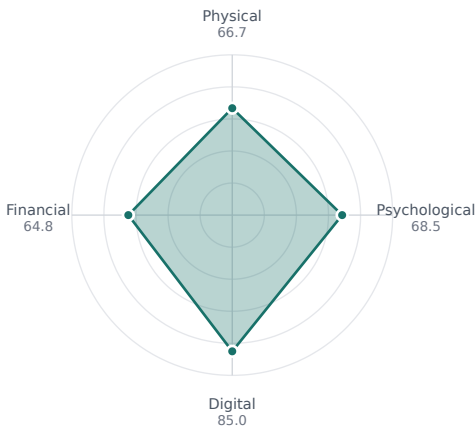
Financial Safety

64.79

Overview

The Safety of Journalists Index provides a comprehensive measurement of journalist safety across four dimensions. The charts below show how Ukraine performs across each dimension and highlight any gender-based disparities.

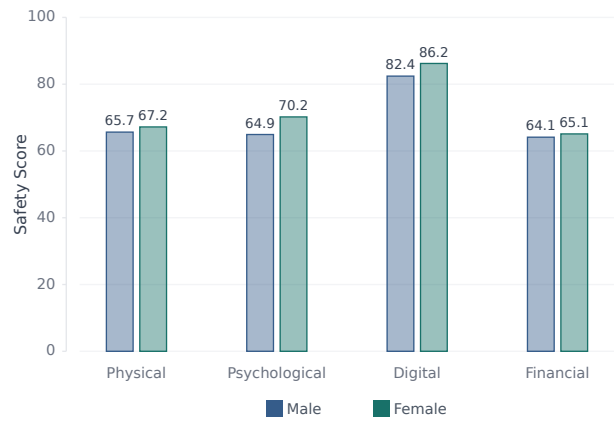
Safety Dimensions Overview



Safety Dimensions

This radar chart displays how the country performs across all four safety dimensions, revealing areas of strength and concern.

Gender Safety Gap by Dimension



Gender Safety Gap

This comparison highlights differences in safety experiences between male and female journalists, revealing potential gender-based disparities.

Physical Safety

The physical dimension carries **50% weight in the safety index**.

20

Journalist Killings

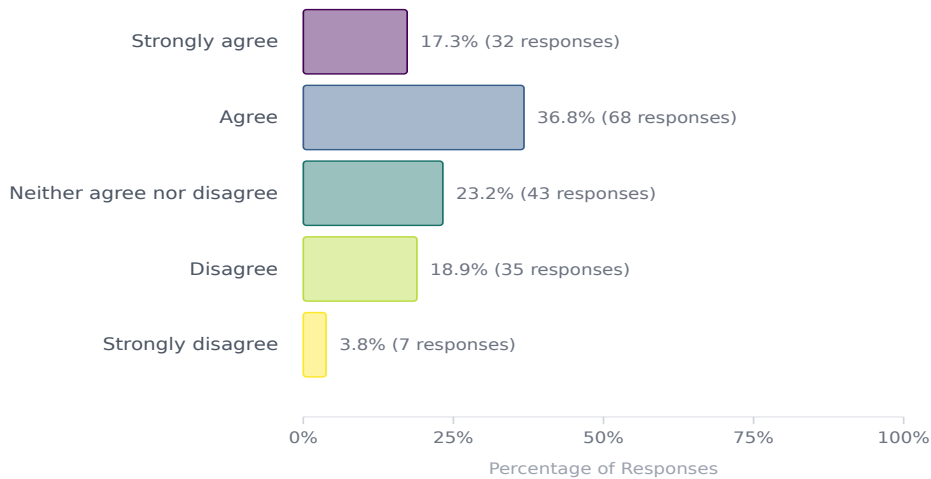
2016-2024

This figure represents the total number of journalist killings in Ukraine between 2016 and 2024.

Note: This indicator carries 35% of the weight within the physical dimension of the Safety Index, making it the most significant factor in this category.

Data sourced from UNESCO Observatory of Killed Journalists.

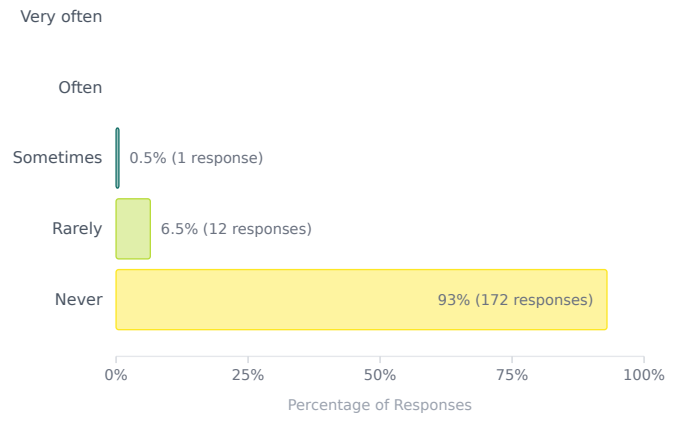
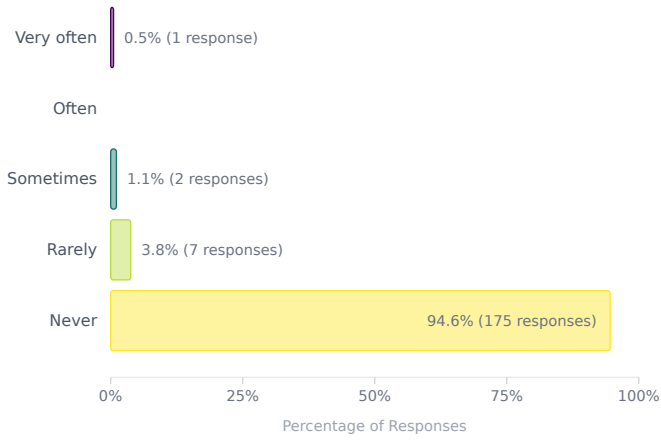
Responses to: "I am concerned about my physical wellbeing" (20% weight in physical dimension)



Responses to: "In the last five years, how often have you experienced any of the following actions related to your work as a journalist?"

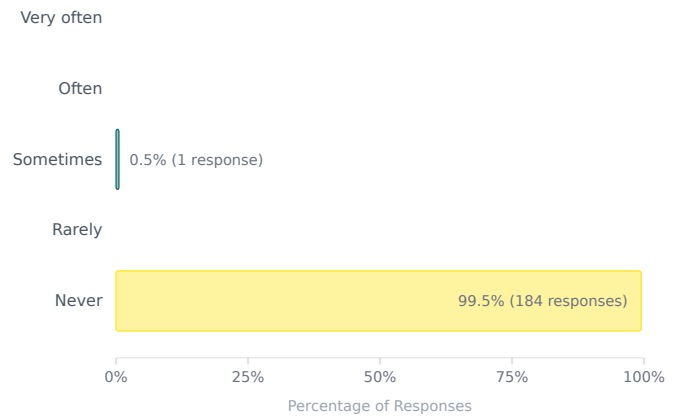
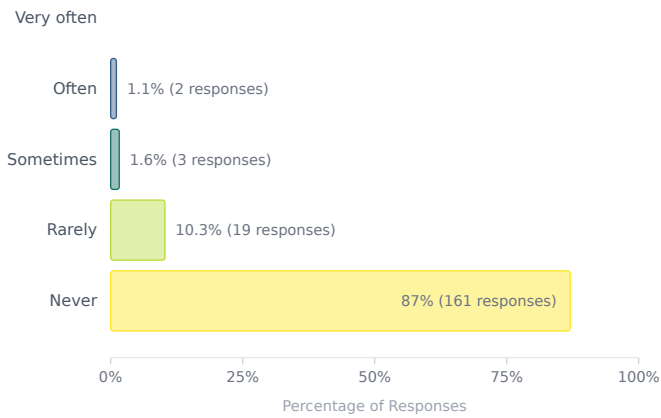
Arrests, detentions or imprisonment (15% weight in physical dimension)

Sexual assault or sexual harassment (15% weight in physical dimension)



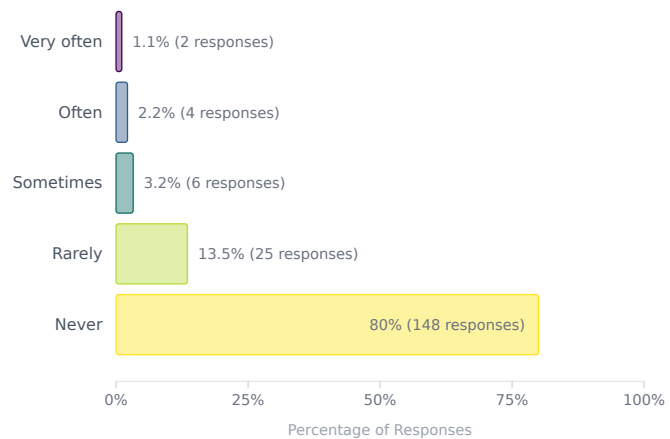
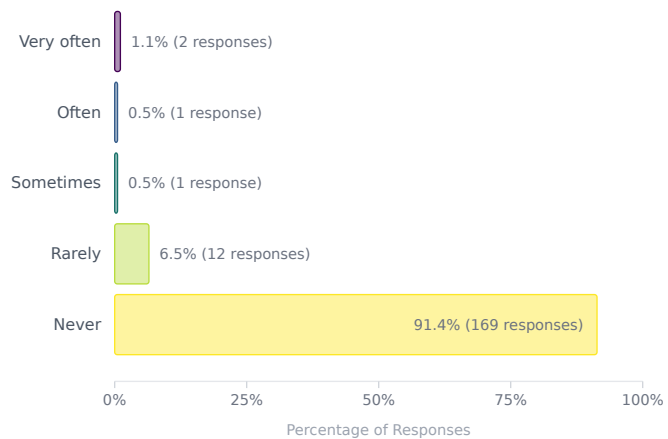
Other physical attacks (15% weight in physical dimension)

Abductions (did not contribute to calculation)



Office raids or seizures or damage of equipment (did not contribute to calculation)

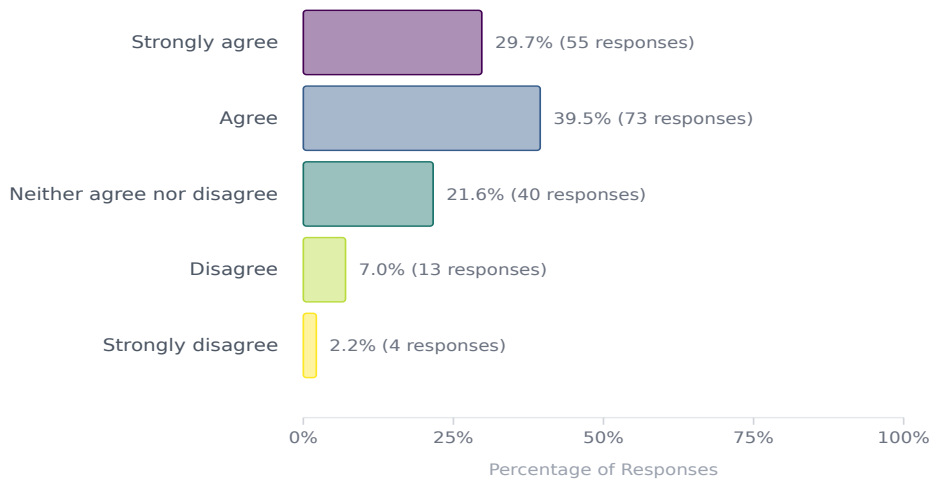
Being required to work in an environment where COVID-19 had easily spread (did not contribute to calculation)



Psychological Safety

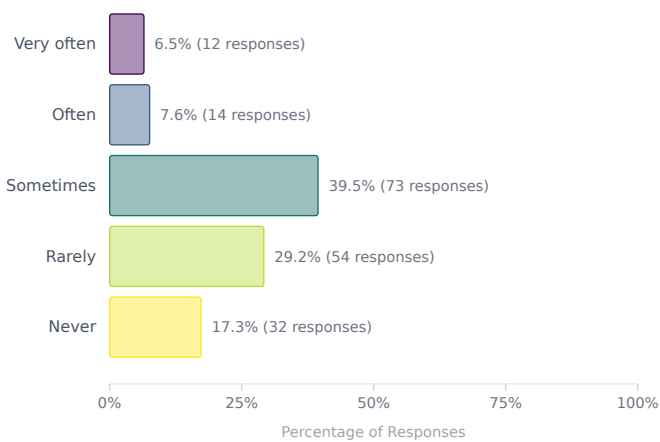
The psychological dimension carries **25% weight in the safety index**.

Responses to: "I am concerned about my emotional wellbeing" (20% weight in psychological dimension)

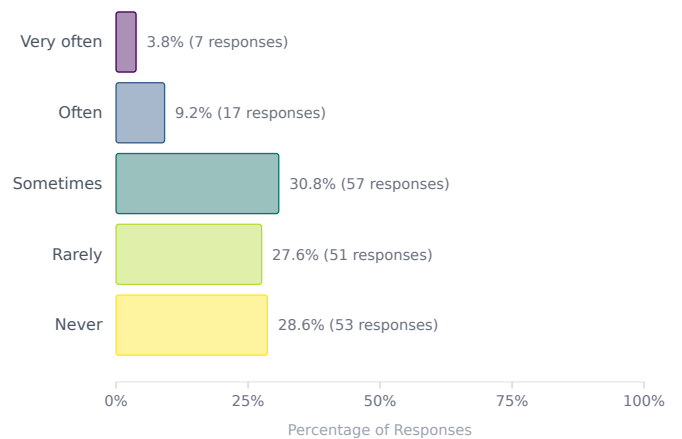


Responses to: "In the last five years, how often have you experienced any of the following actions related to your work as a journalist?"

Demeaning or hateful speech directed at you (16% weight in psychological dimension)



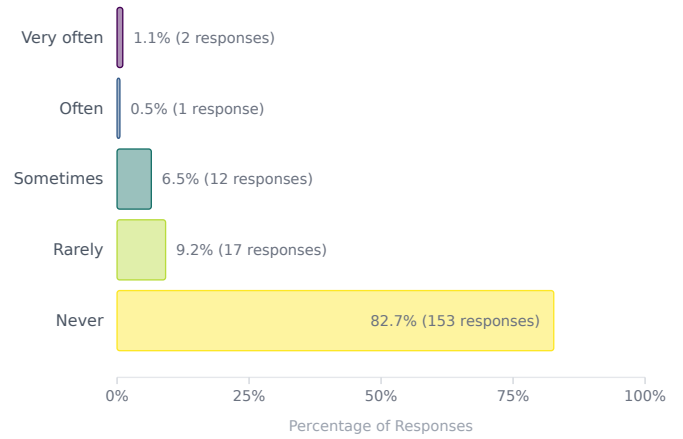
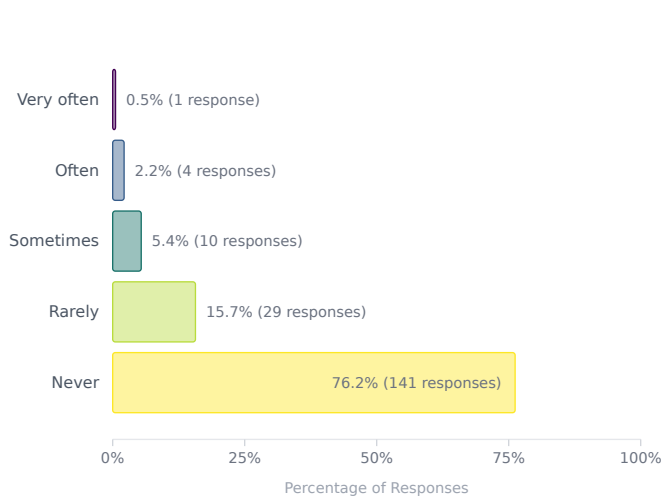
Public discrediting of your work (16% weight in psychological dimension)



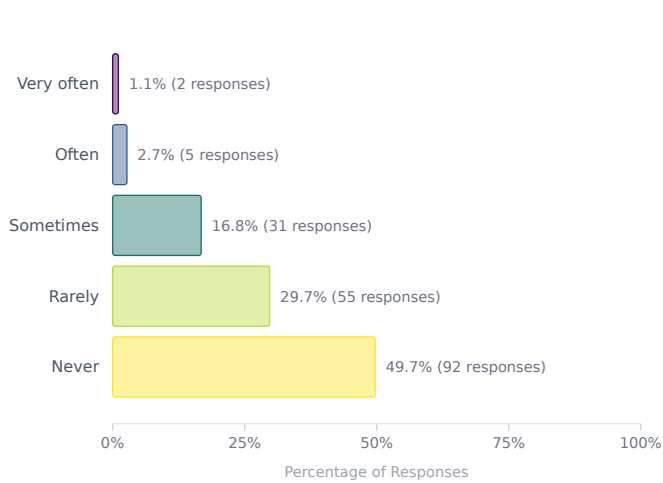
Legal actions against you because of your work (16% weight in psychological dimension)

Stalking (16% weight in psychological dimension)

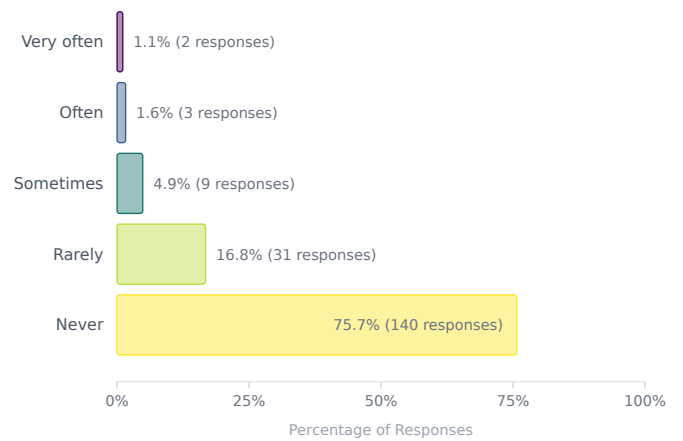
dimension)



Other threats or intimidation directed at you (16% weight in psychological dimension)

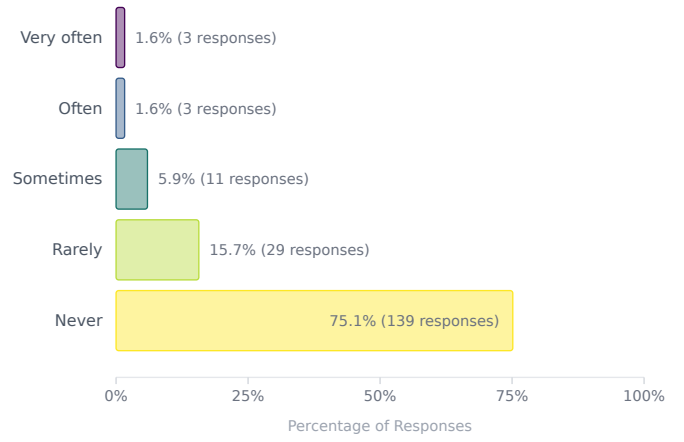
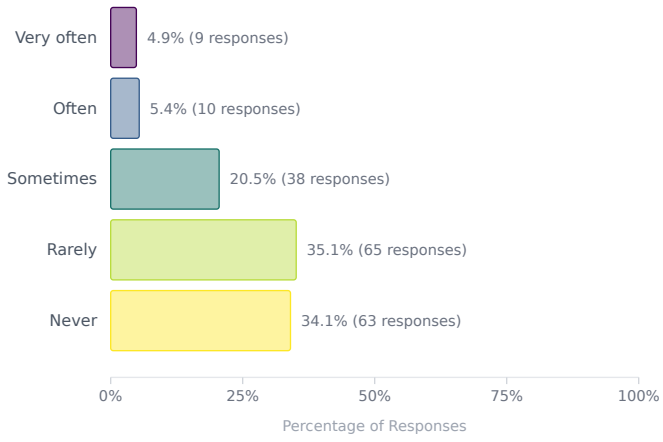


Coercion (did not contribute to calculation)

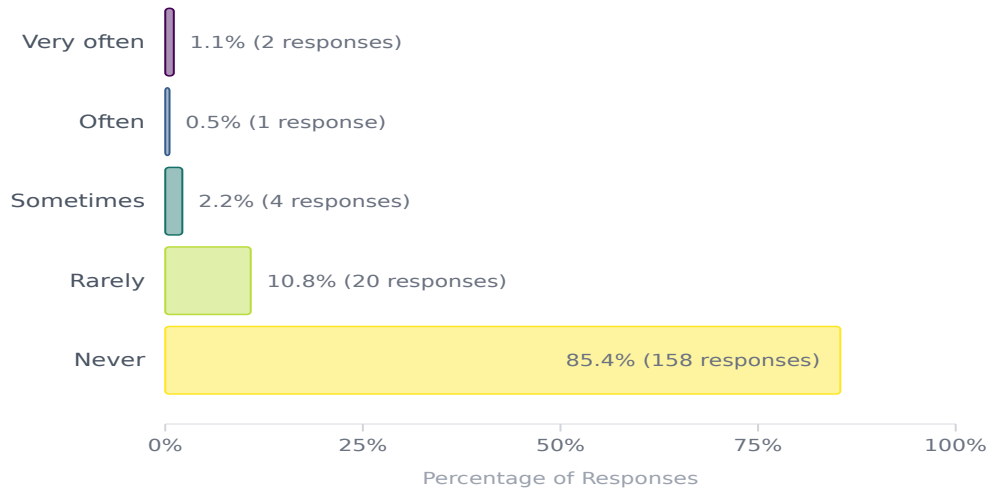


Questioning of your personal morality (did not contribute to calculation)

Workplace bullying (did not contribute to calculation)



Intimidation that targets your family or close associates (did not contribute to calculation)

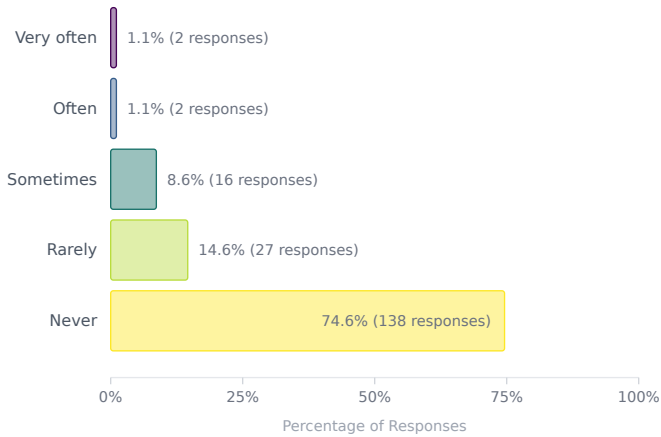


Digital Safety

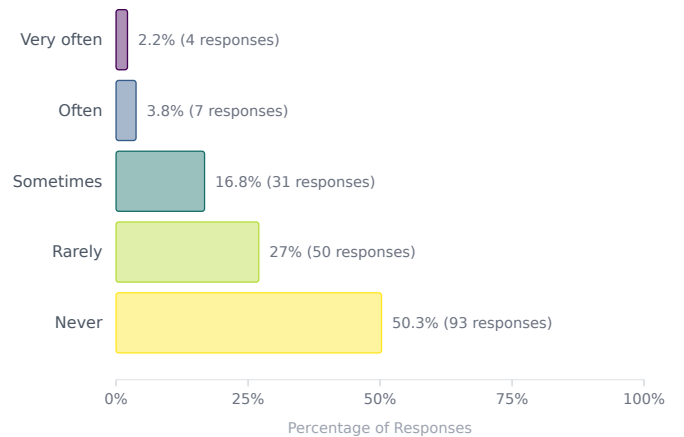
The digital dimension carries **12.5% weight in the safety index.**

Responses to: "In the last five years, how often have you experienced any of the following actions related to your work as a journalist?"

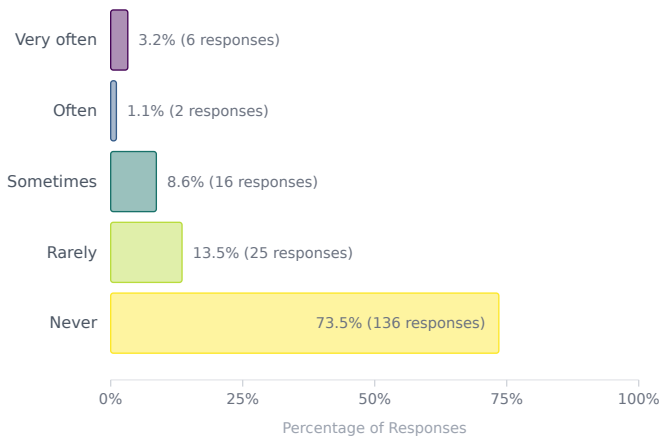
Surveillance (50% weight in digital dimension)



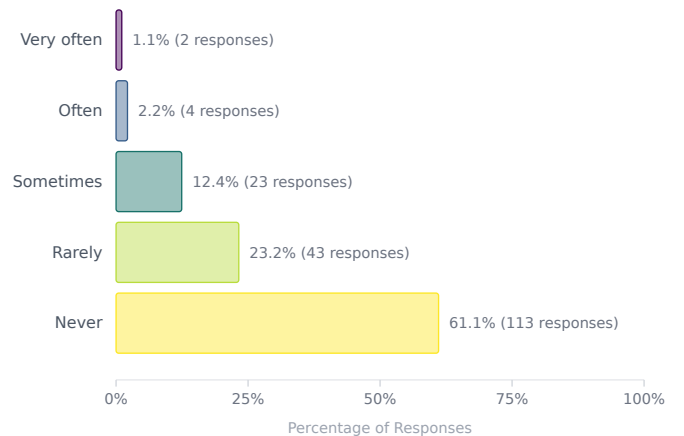
Hacking or blocking of social media accounts or websites (50% weight in digital dimension)



Others using your byline for fabricated or manipulated stories (did not contribute to calculation)



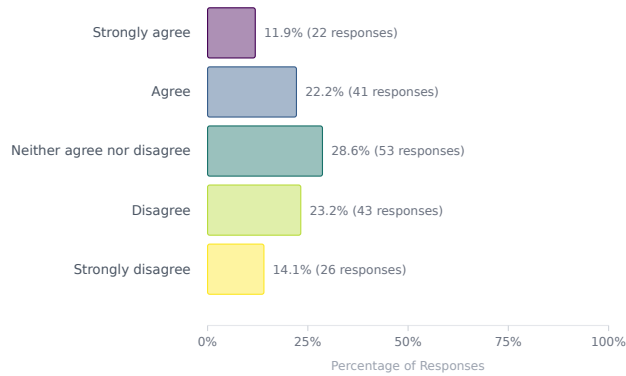
Others disseminating your personal information (did not contribute to calculation)



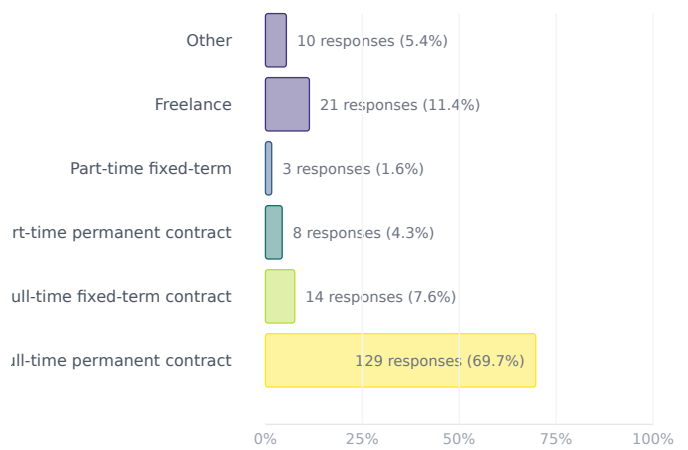
Financial Safety

The financial dimension carries **12.5% weight in the safety index.**

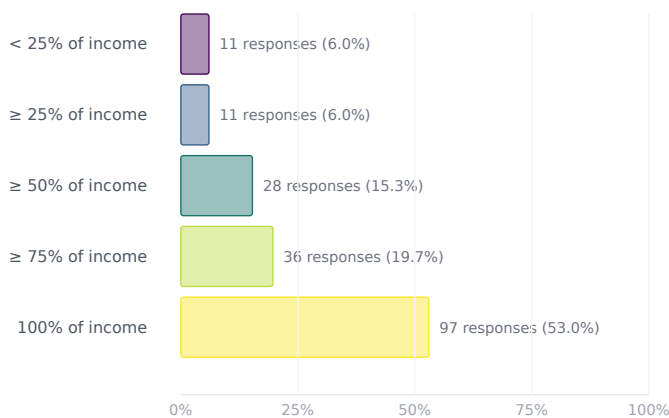
Responses to: "I am worried about losing my job in journalism within the next 12 months" (20% weight in financial dimension)



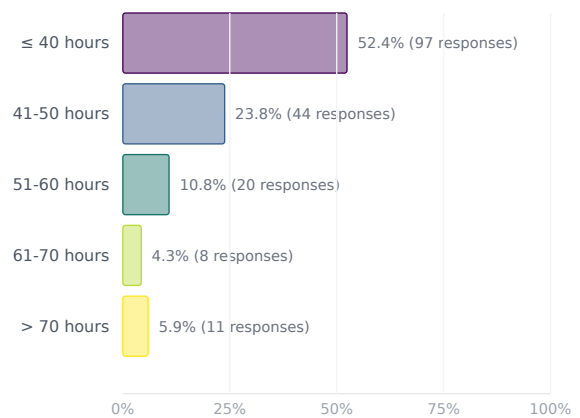
Responses to: "Which of the following categories best describes your current working situation as a journalist?" (20% weight in financial dimension)



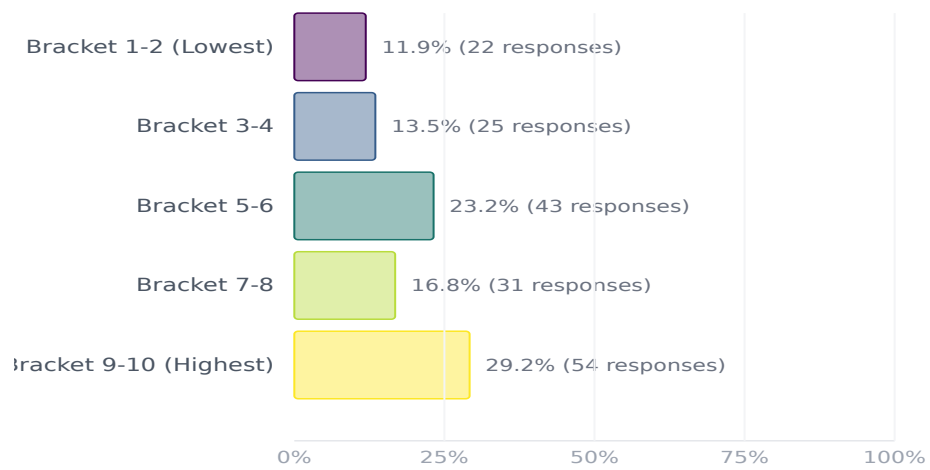
Responses to "Approximately what percentage of your overall work-related income comes from your work as a journalist?" (20% weight in financial dimension)



Responses to: "How many hours a week on average do you work as a journalist?" (20% weight in financial dimension)



Responses to: "In which of the following categories does your salary as a journalist fall?" (20% weight in financial dimension)



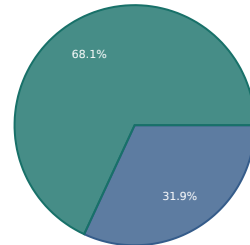
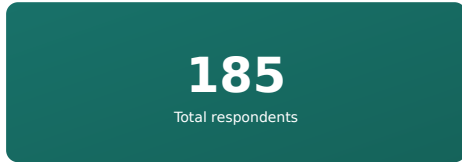
Options are given on a 10-point scale specific to each country.

Demographics

This section contains demographic information about survey respondents from Ukraine.

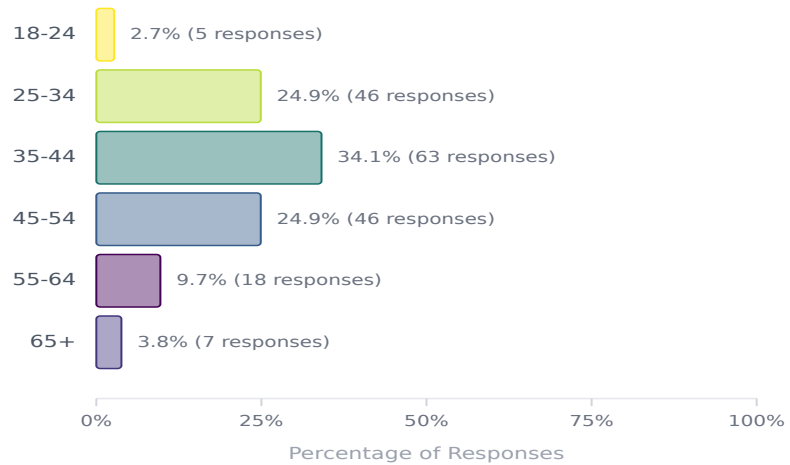
Gender Breakdown of Respondents

Survey Participation

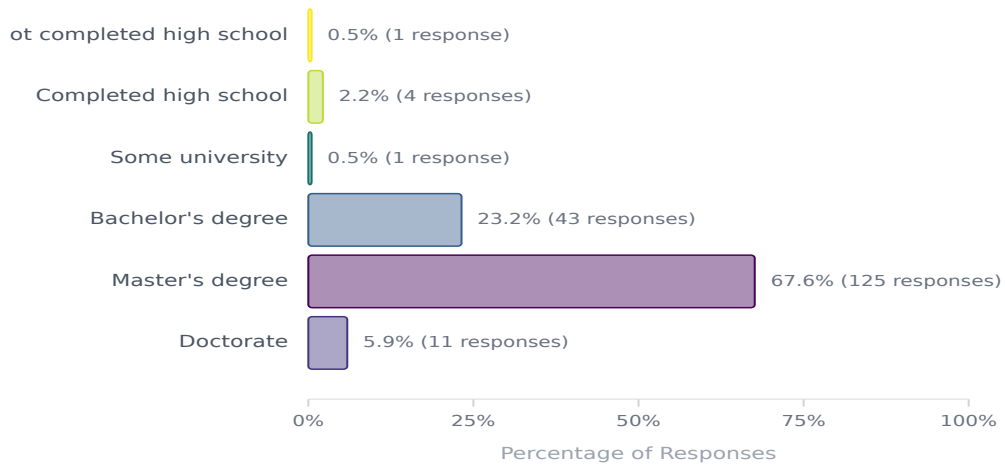


Male (59, 31.9%) Female (126, 68.1%) Other (0, 0.0%)

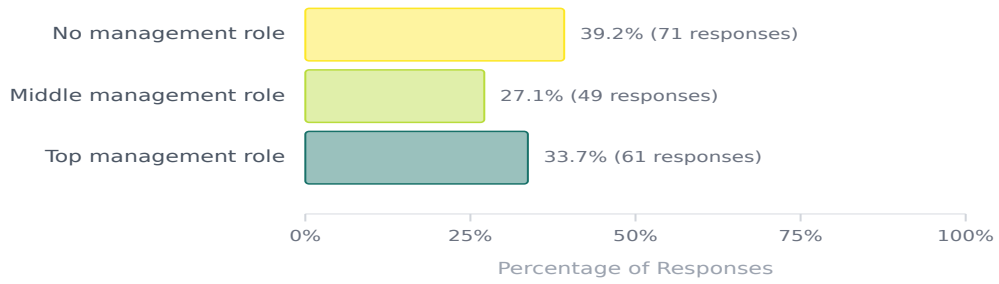
Age Distribution of Respondents



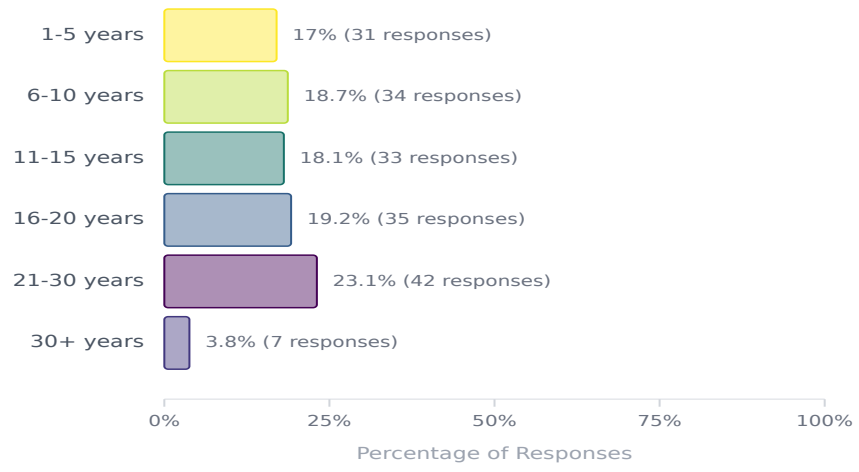
Education Level of Respondents



Workplace Position of Respondents



Years of Experience as Journalist



For more detailed information about the methodology and complete findings, please visit the full country page at: <https://safetyofjournalists.org/index/country/ukraine>

© 2026 - A joint initiative between the University of Liverpool and the Worlds of Journalism Study, in co-operation with UNESCO

For more information, visit safetyofjournalists.org

Document generated automatically on April 3, 2026 at 15:53